



US00D993364S

(12) **United States Design Patent**
Stoler

(10) **Patent No.:** **US D993,364 S**

(45) **Date of Patent:** **** Jul. 25, 2023**

(54) **FAUCET**

D929,546 S * 8/2021 Weber D23/257
D962,397 S * 8/2022 Spangler D23/255
D969,977 S * 11/2022 Garland D23/255

(71) Applicant: **DELTA FAUCET COMPANY,**
Indianapolis, IN (US)

(72) Inventor: **Benjamin Stoler,** Carmel, IN (US)

(73) Assignee: **DELTA FAUCET COMPANY,**
Indianapolis, IN (US)

(**) Term: **15 Years**

(21) Appl. No.: **29/746,500**

(22) Filed: **Aug. 14, 2020**

(51) **LOC (14) Cl.** **23-01**

(52) **U.S. Cl.**
USPC **D23/255**

(58) **Field of Classification Search**
USPC D23/238–243, 255, 257
See application file for complete search history.

(56) **References Cited**

U.S. PATENT DOCUMENTS

D535,366 S * 1/2007 Sedwick D23/255
D615,629 S * 5/2010 Bouroullec D23/255
D622,361 S * 8/2010 Lammel D23/255

OTHER PUBLICATIONS

Kallista: Deck-Mount Bath Faucet, Tall Spout, Lever Handles
P21802-LV-CP. <https://www.kallista.com/inspiration/designer-collections/kallista/one/> (Year: 2023).*

* cited by examiner

Primary Examiner — Robert A Delehanty

(74) *Attorney, Agent, or Firm* — Jeffrey L. Doyle

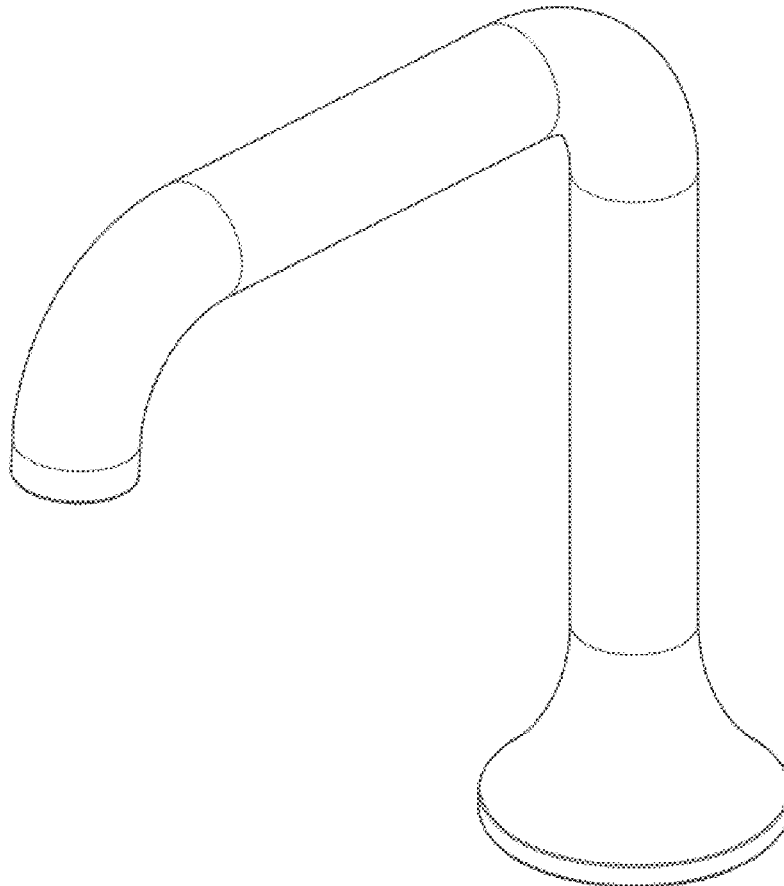
(57) **CLAIM**

The ornamental design for a faucet, as shown and described.

DESCRIPTION

FIG. 1 is a front perspective view of a faucet showing my new design;
FIG. 2 is a rear perspective view thereof;
FIG. 3 is a front elevational view thereof;
FIG. 4 is a left side view thereof;
FIG. 5 is rear view thereof;
FIG. 6 is a right side view thereof; and,
FIG. 7 is a top plan view thereof.

1 Claim, 4 Drawing Sheets



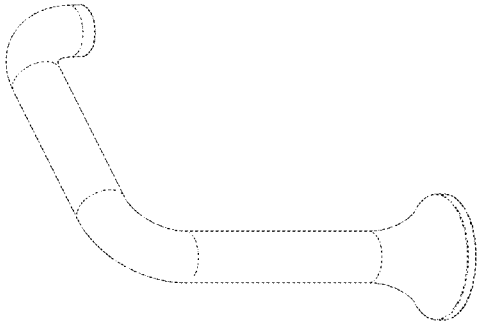


FIG - 2

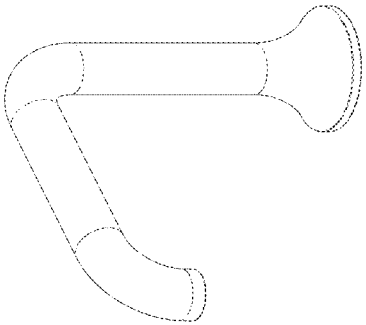


FIG - 1

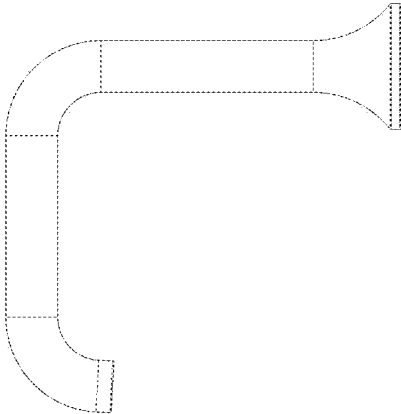


FIG - 4




FIG - 3

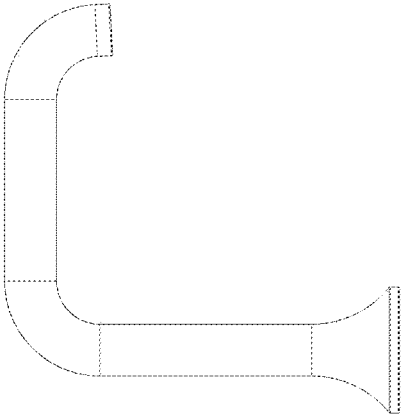


FIG - 6




FIG - 5




FIG - 7