



US00D614955S

(12) **United States Design Patent**  
**Cresswell et al.**

(10) **Patent No.:** **US D614,955 S**

(45) **Date of Patent:** **\*\* May 4, 2010**

(54) **CAP FOR REUSABLE BOTTLE**

(76) Inventors: **Jeff Cresswell**, 8 Jerome Pl., Chico, CA  
(US) 95926; **Donald G. Carlson**, 391  
Highlands Dr., Eastsound, WA (US)  
98245

(\*\*) Term: **14 Years**

(21) Appl. No.: **29/344,589**

(22) Filed: **Sep. 30, 2009**

(51) **LOC (9) Cl.** ..... **09-07**

(52) **U.S. Cl.** ..... **D9/447**

(58) **Field of Classification Search** ..... D9/454,  
D9/449, 447, 443, 438, 435; D7/608, 510,  
D7/396.2, 392.1; 229/906.1; 220/713, 712,  
220/711, 270, 254.1-254.9

See application file for complete search history.

(56) **References Cited**

**U.S. PATENT DOCUMENTS**

D143,289 S *	12/1945	Elsas .....	D9/447
D285,056 S *	8/1986	Allen .....	D9/454
D317,722 S *	6/1991	Todd .....	D9/447
D360,556 S *	7/1995	DeCoster .....	D7/318
D373,927 S *	9/1996	Kramer et al. ....	D7/392.1
D446,419 S *	8/2001	Ming-Shiue .....	D7/392.1
D461,676 S *	8/2002	Daenen et al. ....	D7/317
D470,008 S *	2/2003	Trombly .....	D7/392.1
D480,263 S *	10/2003	Lillelund et al. ....	D7/392.1
D527,219 S *	8/2006	Trombly .....	D7/392.1
D527,576 S *	9/2006	Gluck .....	D7/392.1

D533,396 S *	12/2006	Lipson .....	D7/392.1
D547,605 S *	7/2007	Edelstein et al. ....	D7/392.1
D562,132 S *	2/2008	LaMasney .....	D9/443
D569,244 S *	5/2008	Blasko et al. ....	D9/447
D592,054 S *	5/2009	Floyd et al. ....	D9/435
D596,455 S *	7/2009	Laib .....	D7/392.1
D600,121 S *	9/2009	Marotti et al. ....	D9/454

\* cited by examiner

*Primary Examiner*—Susan Bennett Hattan

(74) *Attorney, Agent, or Firm*—Alleman Hall McCoy Russell  
& Tuttle LLP

(57) **CLAIM**

The ornamental design for a cap for reusable bottle, as shown  
and described.

**DESCRIPTION**

FIG. 1 is a perspective view illustrating a design for a cap for  
a reusable bottle.

FIG. 2 is a top view of the cap of FIG. 1.

FIG. 3 is a back elevation view of the cap of FIG. 1.

FIG. 4 is a front elevation view of the cap of FIG. 1.

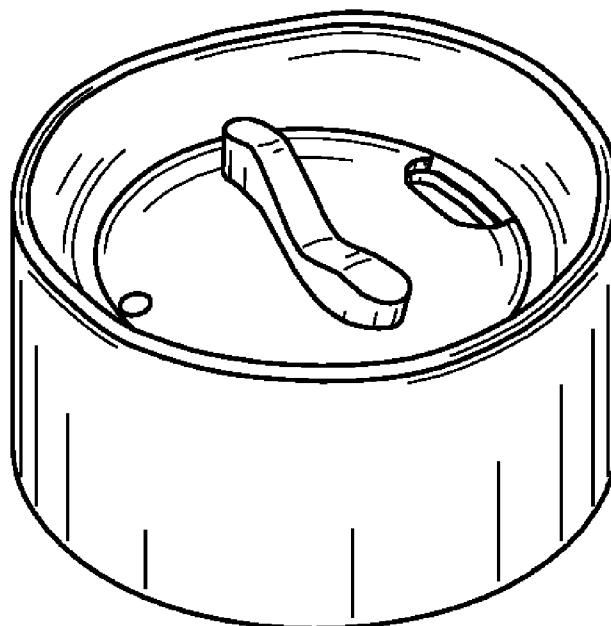
FIG. 5 is a left elevation view of the cap of FIG. 1.

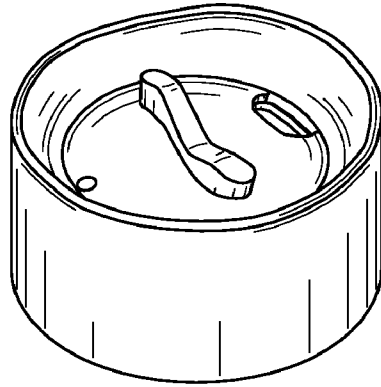
FIG. 6 is a right elevation view of the cap of FIG. 1; and,

FIG. 7 is a bottom view of the cap of FIG. 1.

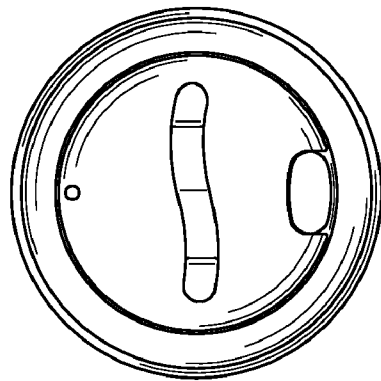
The dashed lines in the figures are for environmental purposes  
only and form no part of the claimed design.

**1 Claim, 2 Drawing Sheets**

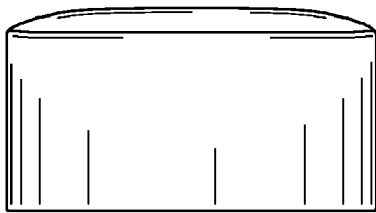




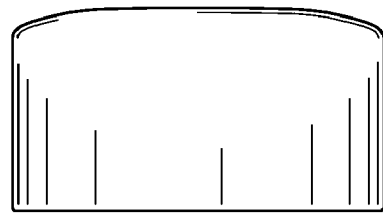
*FIG. 1*



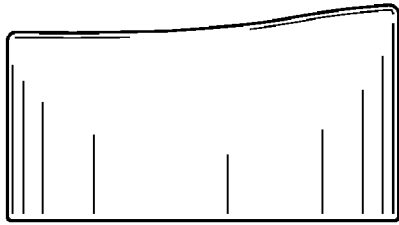
*FIG. 2*



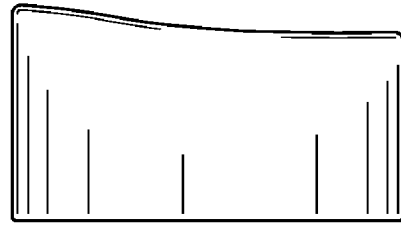
*FIG. 3*



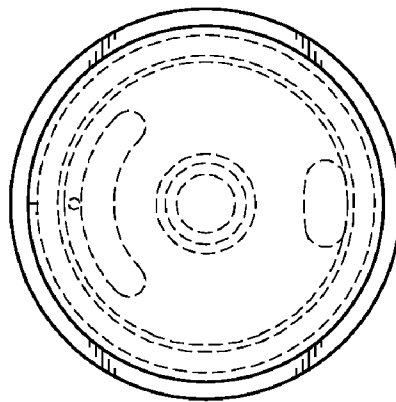
*FIG. 4*



*FIG. 5*



*FIG. 6*



*FIG. 7*