



US00D706861S

(12) **United States Design Patent**
Hou

(10) **Patent No.:** **US D706,861 S**

(45) **Date of Patent:** **** Jun. 10, 2014**

(54) **GLASSES**

(71) Applicant: **Wei Ting Hou**, Tainan (TW)

(72) Inventor: **Wei Ting Hou**, Tainan (TW)

(**) Term: **14 Years**

(21) Appl. No.: **29/479,065**

(22) Filed: **Jan. 10, 2014**

(51) **LOC (10) Cl.** **16-06**

(52) **U.S. Cl.**
USPC **D16/326**

(58) **Field of Classification Search**
USPC D16/101, 300-342, 900; D29/109-110;
351/41, 44, 51-52, 62, 158, 92,
351/103-123, 140-153, 63, 59, 45-46;
2/426-432, 447-449, 441, 434-437,
2/13, 15; D21/483, 659-661; D14/372
See application file for complete search history.

(56) **References Cited**

U.S. PATENT DOCUMENTS

D535,319 S * 1/2007 Chuang D16/326
D539,833 S * 4/2007 Chuang D16/326

D549,269 S * 8/2007 Daems et al. D16/321
D549,270 S * 8/2007 Daems et al. D16/321
D597,124 S * 7/2009 Markovitz D16/326
D617,365 S * 6/2010 Akarra et al. D16/326
D632,721 S * 2/2011 Chou D16/326
D638,049 S * 5/2011 Sheldon D16/326
D664,590 S * 7/2012 Shin D16/326
D676,896 S * 2/2013 Chen D16/326
D687,086 S * 7/2013 Sheldon D16/326

* cited by examiner

Primary Examiner — Raphael Barkai

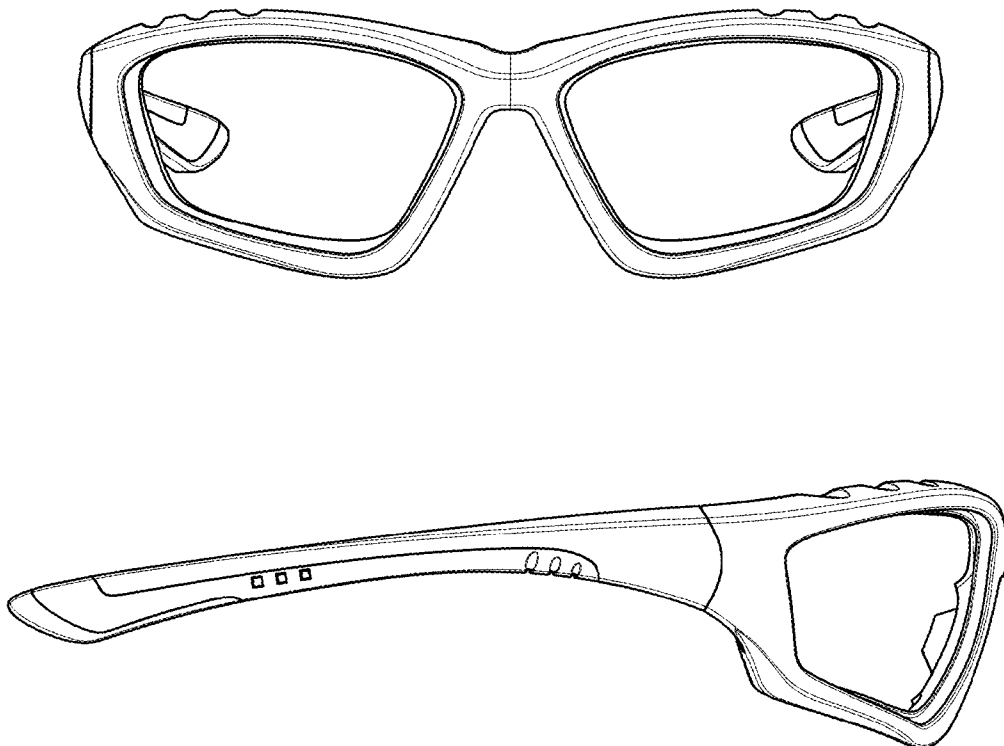
(57) **CLAIM**

The ornamental design for glasses, as shown and described.

DESCRIPTION

FIG. 1 is a perspective view of the glasses showing my new design;
FIG. 2 is a front elevation view thereof;
FIG. 3 is a rear elevation view thereof;
FIG. 4 is a left side elevation view thereof;
FIG. 5 is a right side elevation view thereof;
FIG. 6 is a top plan view thereof; and,
FIG. 7 is a bottom plan view thereof.

1 Claim, 7 Drawing Sheets



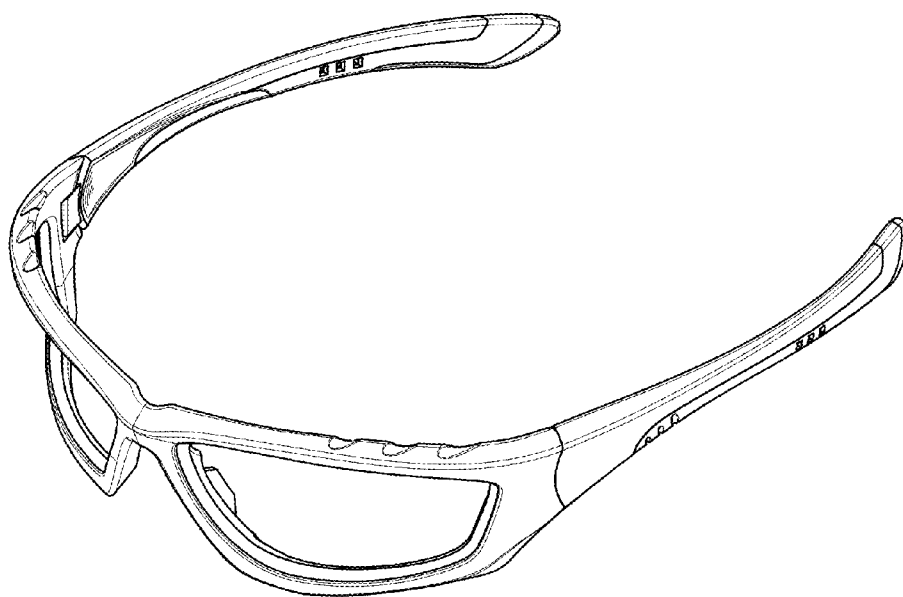
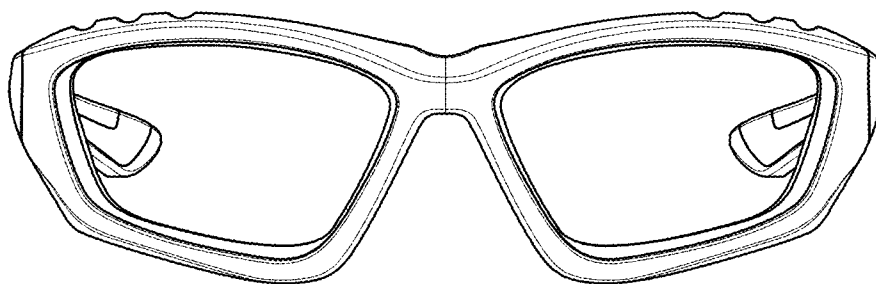


FIG. 1



F I G . 2

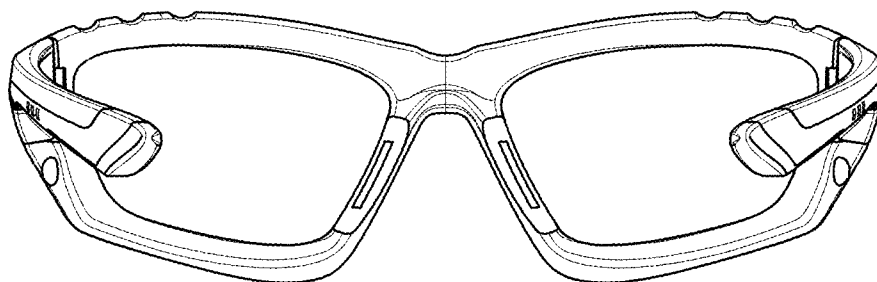
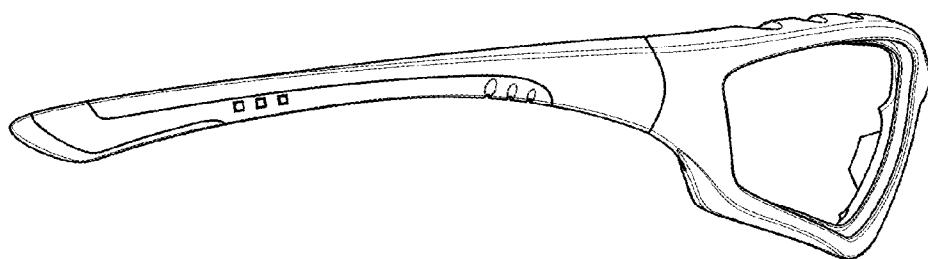


FIG. 3



F I G . 4

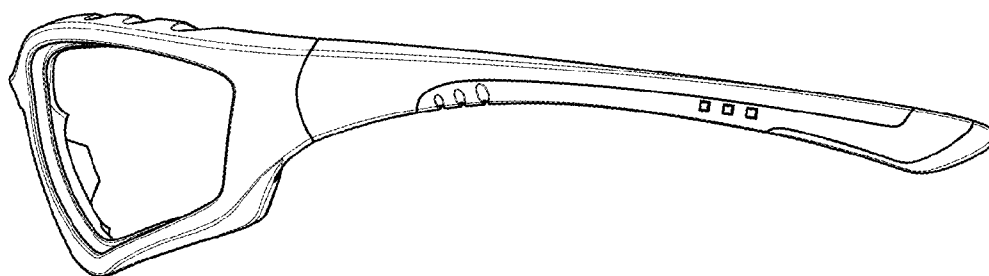
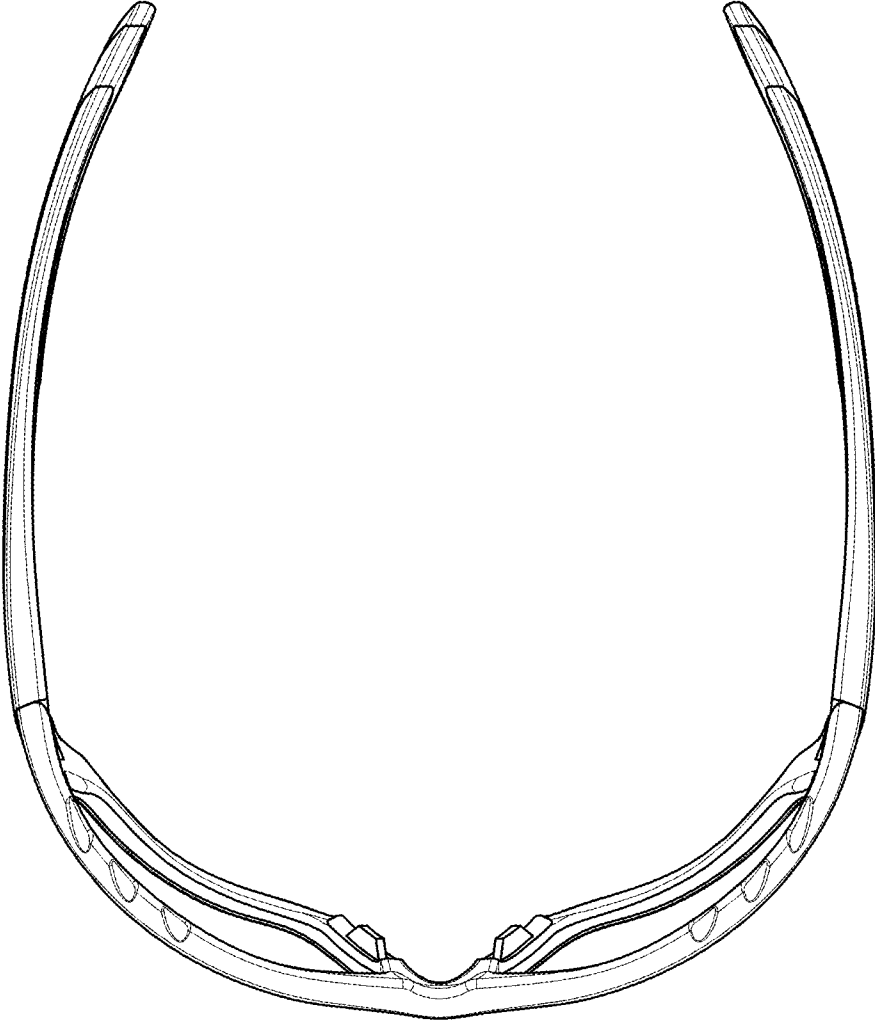


FIG. 5



F I G . 6



F I G . 7