



US00D344917S

United States Patent [19]

[11] Patent Number: **Des. 344,917**

Kjell et al.

[45] Date of Patent: **** Mar. 8, 1994**

[54] **ROLLING WALKER**

5,224,717 7/1993 Lowen 135/67

[75] Inventors: **Sven I. Kjell, Nygatanis; Anders Ahlbertz, Gotenburg; Kjell Henrikson, Bredaryd, all of Sweden**

OTHER PUBLICATIONS

Dolomite 1992 Product Catalog.

[73] Assignee: **Dolomite Svenska AB, Sweden**

Primary Examiner—Kay H. Chin

Attorney, Agent, or Firm—Hill, Steadman & Simpson

[**] Term: **14 Years**

[57] CLAIM

[21] Appl. No.: **931,540**

The ornamental design for a rolling walker, as shown and described.

[22] Filed: **Aug. 20, 1992**

[52] U.S. Cl. **D12/130; D12/128**

[58] Field of Search **135/67; 297/5; 280/87.05; D12/130, 128, 133**

DESCRIPTION

FIG. 1 is a perspective view of a rolling walker; FIG. 2 is a side elevational view, the opposite side view being a mirror image; FIG. 3 is a front elevational view; FIG. 4 is a plan view; FIG. 5 is a rear elevational view; and, FIG. 6 is a side perspective of the walker in a folded, collapsed position.

[56] References Cited

U.S. PATENT DOCUMENTS

D. 329,833	9/1992	Andersson et al.	D12/130
5,020,560	6/1991	Turberville	135/67
5,172,715	12/1992	Webb	135/67

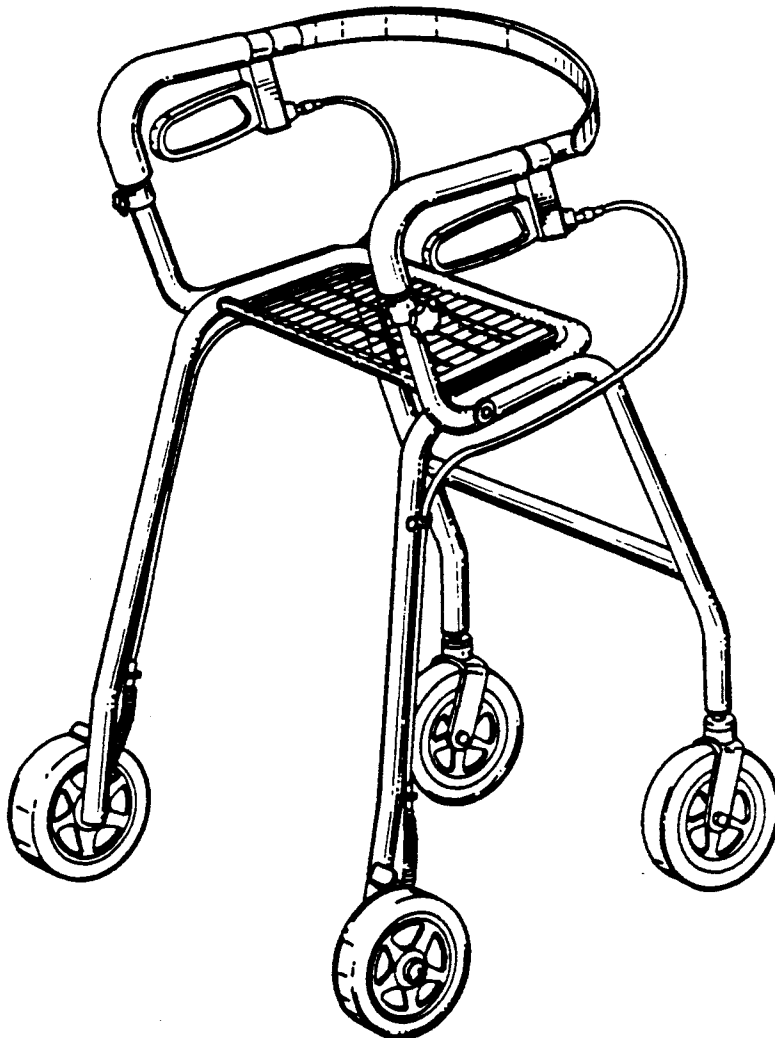
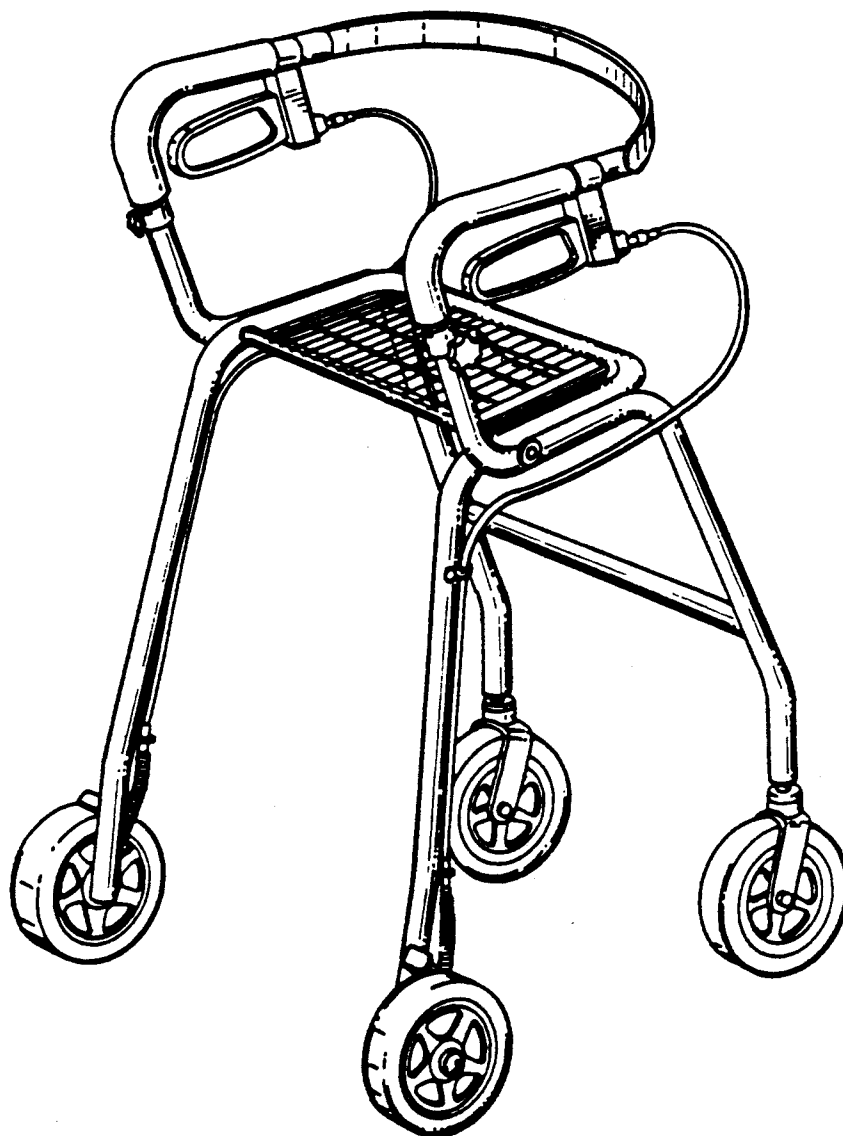


FIG. 1.



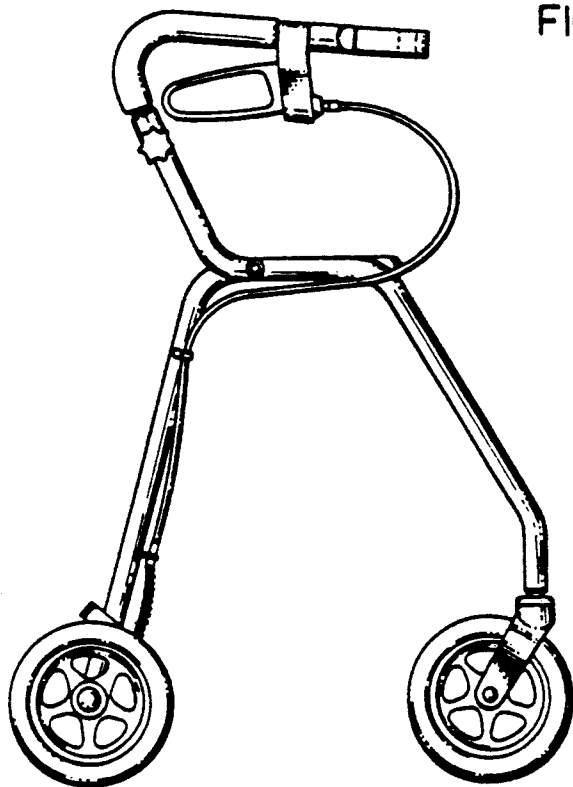


FIG. 2.

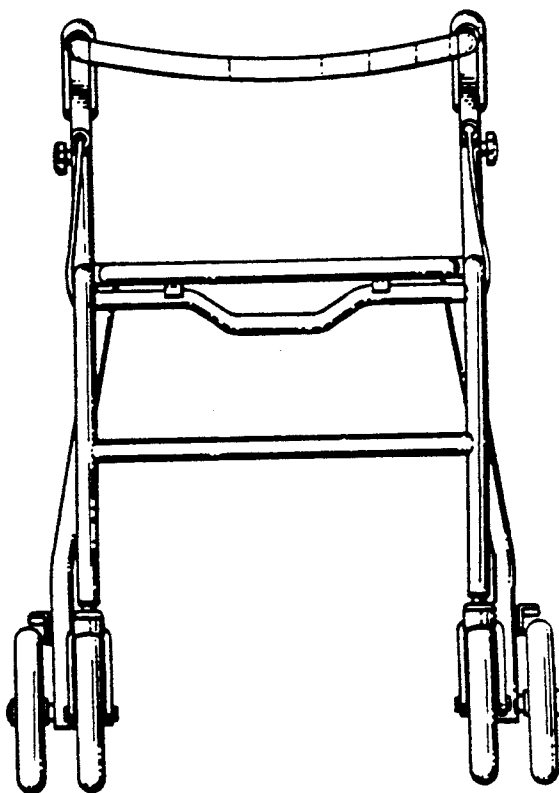


FIG. 3.

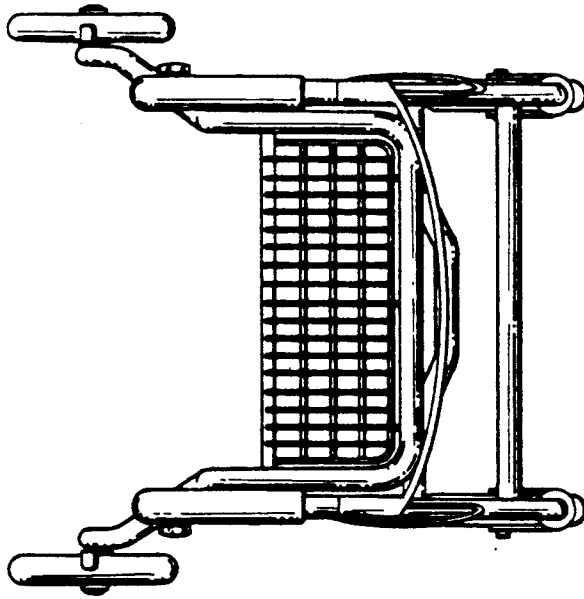


FIG. 4.

FIG. 5.

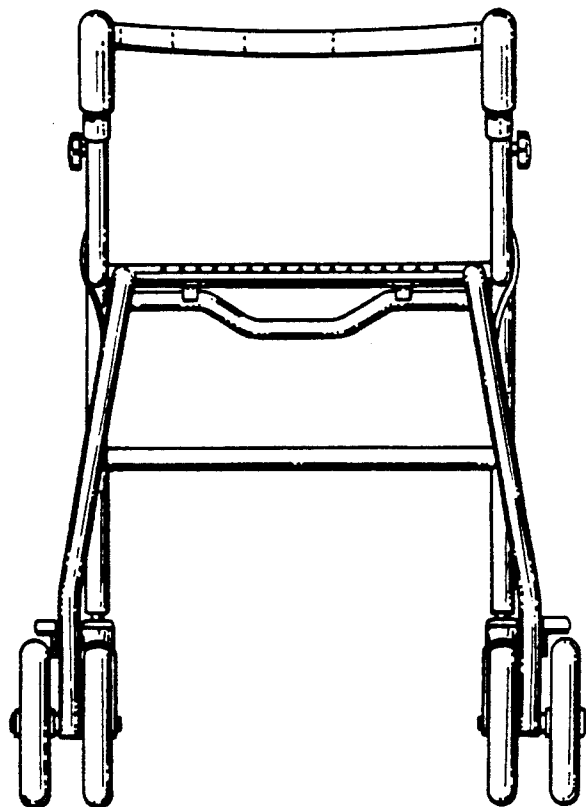


FIG. 6.

