



US00D578443S

(12) **United States Design Patent**
Schiavone et al.

(10) **Patent No.:** **US D578,443 S**
(45) **Date of Patent:** **** Oct. 14, 2008**

(54) **VEHICLE LOWER GRILLE**

(75) Inventors: **Patrick J. Schiavone**, Bloomfield, MI (US); **Gordon Platto**, Troy, MI (US); **James E. Grake**, Royal Oak, MI (US); **Shawn Wehrly**, Royal Oak, MI (US)

(73) Assignee: **Ford Motor Company**, Dearborn, MI (US)

(**) Term: **14 Years**

(21) Appl. No.: **29/284,364**

(22) Filed: **Sep. 6, 2007**

(51) **LOC (8) Cl.** **12-16**

(52) **U.S. Cl.** **D12/163**

(58) **Field of Classification Search** D12/163,
D12/171, 196, 216, 90-92, 86; 180/68.1,
180/68.6; 296/193.11

See application file for complete search history.

(56) **References Cited**

U.S. PATENT DOCUMENTS

D510,302 S *	10/2005	Sugimoto	D12/163
D514,480 S *	2/2006	Yamaji et al.	D12/163
D531,938 S *	11/2006	Okamura	D12/163
D534,104 S *	12/2006	Miyata et al.	D12/163
D535,224 S *	1/2007	Kubota et al.	D12/163
D561,654 S *	2/2008	Platto et al.	D12/163
D568,217 S *	5/2008	Tomatsu et al.	D12/163

OTHER PUBLICATIONS

Detroit Auto Show: A conversation with Peter Horbury, Detroit 2007, <http://www.autoblog.com> (18 pages).
Lincoln's Future: MKS coming in 2008 <http://www.egmcartech.com> Aug. 27, 2007 (9 pages).
Lincoln Concept MKR, Detroit 2007 (4 pages).

Lincoln Concept MKS, Detroit 2006 (4 pages).
Popular Mechanics, Lincoln MKS, Town Car Successor, May 21, 2007 <http://www.popularmechanics.com> (1 page).
Winding Road, Spied: Lincoln MKS Sedan, Apr. 18, 2007 <http://news.windingroad.com> (2 pages).
Lincoln Concept Zephyr, Detroit 2005 (4 pages).

* cited by examiner

Primary Examiner—Melody N Brown

(74) *Attorney, Agent, or Firm*—Damian Porcari

(57) **CLAIM**

The ornamental design for a vehicle lower grille, as shown and described.

DESCRIPTION

To the extent that any feature lines are illustrated, they are intended to illustrate the crest and valley of the feature and are not necessarily sharp bends in the part. Shading is used to illustrate the curvature of the part and not color. Areas shown in or sounded by broken lines are not claimed. Any functional features of the vehicle lower grille are not claimed. Views are orthogonal projections unless otherwise noted. The various views are not necessarily to scale in order to better illustrate the design.

FIG. 1 is a front elevational view of a left vehicle lower grille showing our new design;

FIG. 2 is a left side elevational view of the vehicle lower grille;

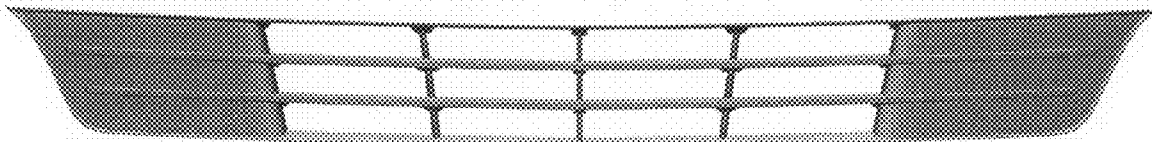
FIG. 3 is a right side elevational view of the vehicle lower grille;

FIG. 4 is a top plan view of the vehicle lower grille;

FIG. 5 is a bottom plan view of the vehicle lower grille; and,

FIG. 6 is a rear elevational view of the vehicle lower grille.

1 Claim, 5 Drawing Sheets



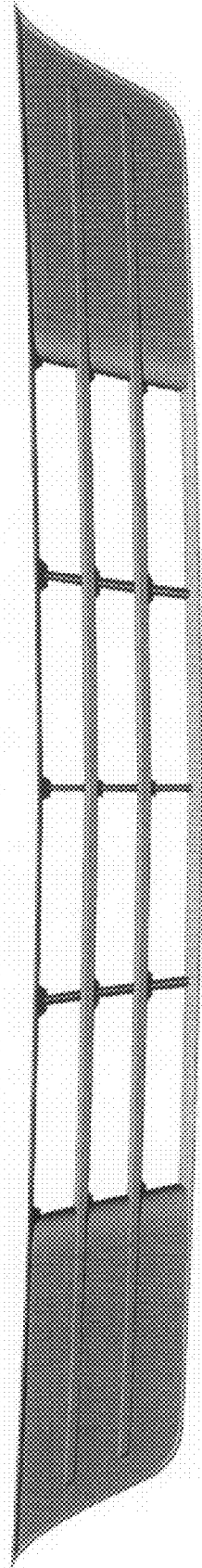



Figure 1

Figure 2






Figure 3




Figure 4




Figure 5

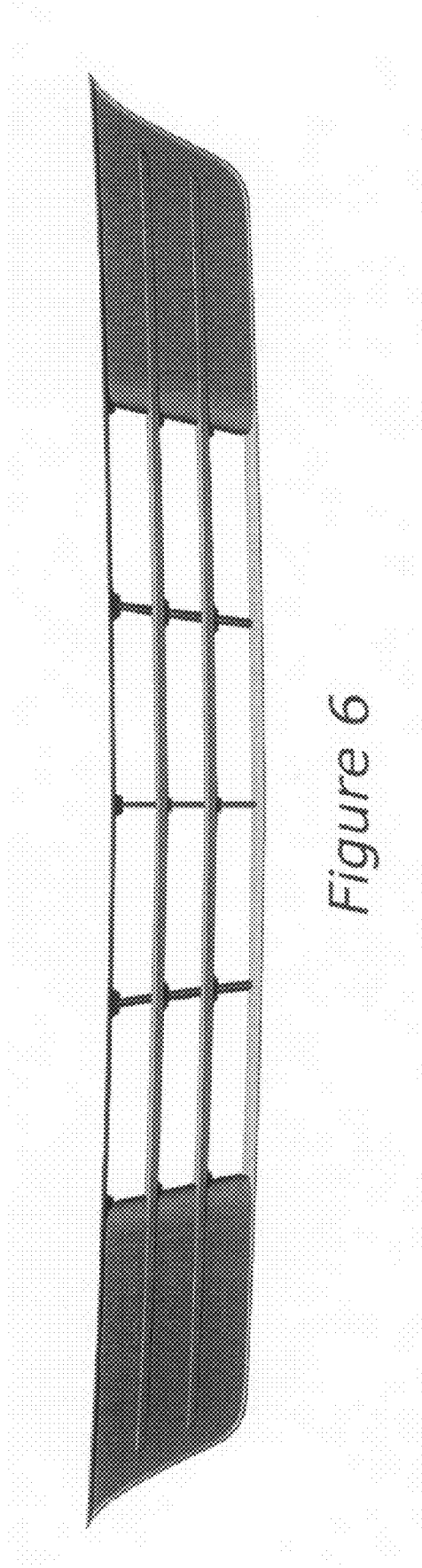


Figure 6