



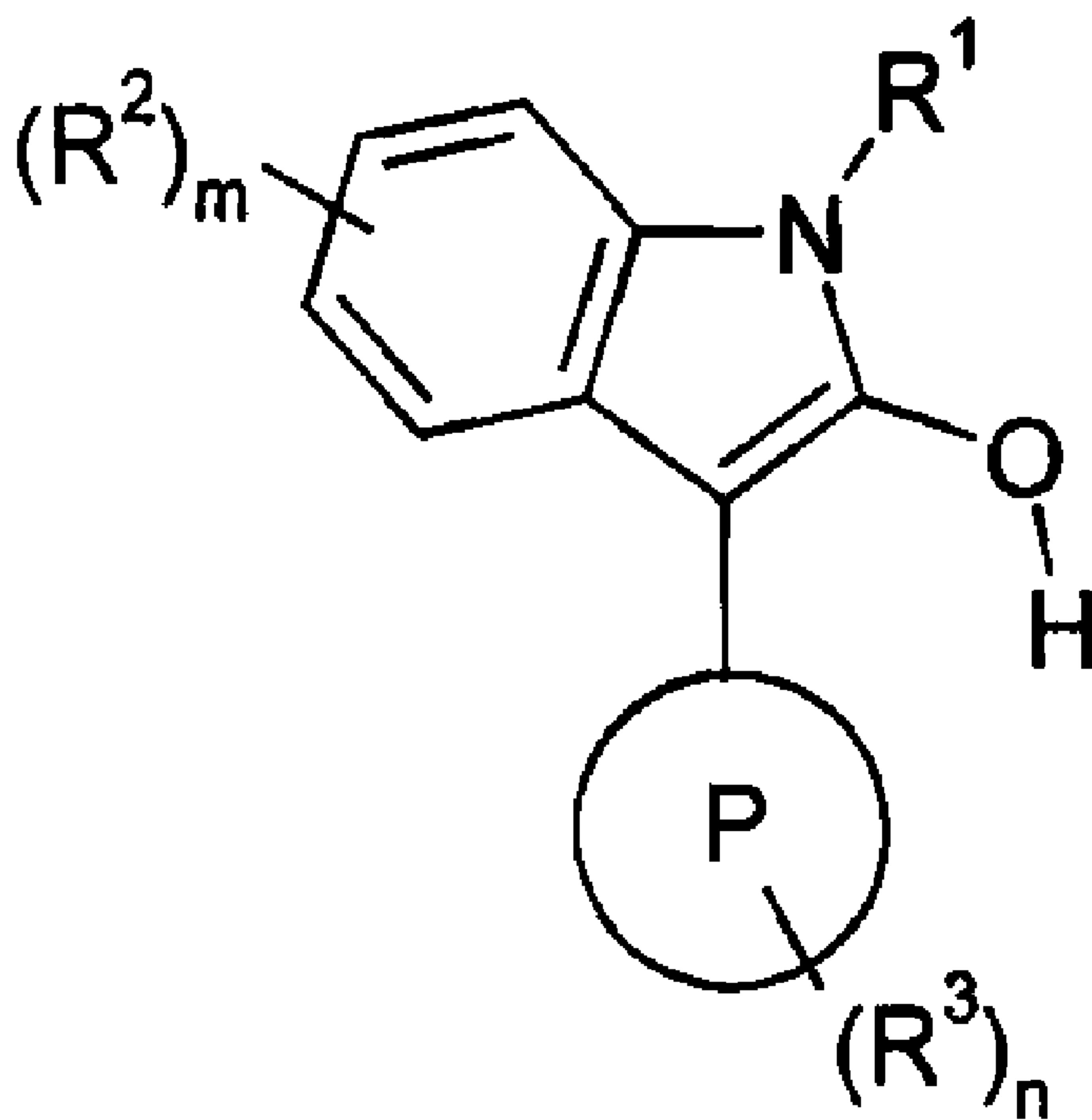
(86) Date de dépôt PCT/PCT Filing Date: 2003/03/28
 (87) Date publication PCT/PCT Publication Date: 2003/10/09
 (45) Date de délivrance/Issue Date: 2011/05/03
 (85) Entrée phase nationale/National Entry: 2004/08/12
 (86) N° demande PCT/PCT Application No.: SE 2003/000508
 (87) N° publication PCT/PCT Publication No.: 2003/082853
 (30) Priorité/Priority: 2002/03/28 (SE0200979-3)

(51) Cl.Int./Int.Cl. *C07D 401/04* (2006.01),
A61K 31/404 (2006.01), *A61K 31/4427* (2006.01),
A61K 31/495 (2006.01), *A61P 15/16* (2006.01),
A61P 25/00 (2006.01), *A61P 25/28* (2006.01),
A61P 3/10 (2006.01), *C07D 401/14* (2006.01),
C07D 403/04 (2006.01), *C07D 403/14* (2006.01),
C07D 405/14 (2006.01), *C07D 413/14* (2006.01),
C07D 417/14 (2006.01)

(72) Inventeurs/Inventors:
 BERG, STEFAN, SE;
 HELLBERG, SVEN, SE;
 NYLOEF, MARTIN, SE;
 XUE, YAFENG, SE

(73) Propriétaire/Owner:

(54) Titre : DERIVES DE 2-HYDROXY-3-HETEROARYLINDOLE COMME INHIBITEUR DE GSK-3
 (54) Title: 2-HYDROXY-3-HETEROARYLINDOLE DERIVATIVES AS GSK3 INHIBITORS



(Ia)

(57) Abrégé/Abstract:

The present invention provides new compounds of formula Ia and Ib: as well as a process for their preparation and new intermediates used therein, pharmaceutical formulations containing said therapeutically active compounds and to the use of said active compounds in therapy.

(73) Propriétaires(suite)/Owners(continued):ASTRAZENECA AB, SE

(74) Agent: MCCARTHY TETRAULT LLP

(12) INTERNATIONAL APPLICATION PUBLISHED UNDER THE PATENT COOPERATION TREATY (PCT)

REVISED VERSION

(19) World Intellectual Property
Organization
International Bureau



(43) International Publication Date
9 October 2003 (09.10.2003)

PCT

(10) International Publication Number
WO 2003/082853 A1

(51) International Patent Classification⁷: **C07D 401/04**,
403/04, 401/14, 403/14, 413/14, A61K 31/404, 31/4427,
31/495, A61P 25/28, 25/00, 3/10, 15/16

SE, SG, SK, SL, TJ, TM, TN, TR, TT, TZ, UA, UG, US,
UZ, VC, VN, YU, ZA, ZM, ZW.

(21) International Application Number:
PCT/SE2003/000508

(84) Designated States (*regional*): ARIPO patent (GH, GM, KE, LS, MW, MZ, SD, SL, SZ, TZ, UG, ZM, ZW), Eurasian patent (AM, AZ, BY, KG, KZ, MD, RU, TJ, TM), European patent (AT, BE, BG, CH, CY, CZ, DE, DK, EE, ES, FI, FR, GB, GR, HU, IE, IT, LU, MC, NL, PT, RO, SE, SI, SK, TR), OAPI patent (BF, BJ, CF, CG, CI, CM, GA, GN, GQ, GW, ML, MR, NE, SN, TD, TG).

(22) International Filing Date: 28 March 2003 (28.03.2003)

(25) Filing Language: English

(26) Publication Language: English

(30) Priority Data:
0200979-3 28 March 2002 (28.03.2002) SE

Declarations under Rule 4.17:

— as to applicant's entitlement to apply for and be granted a patent (Rule 4.17(ii)) for the following designations AE, AG, AL, AM, AT, AU, AZ, BA, BB, BG, BR, BY, BZ, CA, CH, CN, CO, CR, CU, CZ, DE, DK, DM, DZ, EC, EE, ES, FI, GB, GD, GE, GH, GM, HR, HU, ID, IL, IN, IS, JP, KE, KG, KP, KR, KZ, LC, LK, LR, LS, LT, LU, LV, MA, MD, MG, MK, MN, MW, MX, MZ, NI, NO, NZ, OM, PH, PL, PT, RO, RU, SC, SD, SE, SG, SK, SL, TJ, TM, TN, TR, TT, TZ, UA, UG, UZ, VC, VN, YU, ZA, ZM, ZW, ARIPO patent (GH, GM, KE, LS, MW, MZ, SD, SL, SZ, TZ, UG, ZM, ZW), Eurasian patent (AM, AZ, BY, KG, KZ, MD, RU, TJ, TM), European patent (AT, BE, BG, CH, CY, CZ, DE, DK, EE, ES, FI, FR, GB, GR, HU, IE, IT, LU, MC, NL, PT, RO, SE, SI, SK, TR), OAPI patent (BF, BJ, CF, CG, CI, CM, GA, GN, GQ, GW, ML, MR, NE, SN, TD, TG)

— of inventorship (Rule 4.17(iv)) for US only

(71) Applicant (*for all designated States except US*): AS-TRAZENECA AB [SE/SE]; S-151 85 Södertälje (SE).

(72) Inventors; and

(75) Inventors/Applicants (*for US only*): **BERG, Stefan** [SE/SE]; AstraZeneca R & D Södertälje, S-151 85 Södertälje (SE). **HELLBERG, Sven** [SE/SE]; AstraZeneca R & D Södertälje, S-151 85 Södertälje (SE). **NYLÖF, Martin** [SE/SE]; AstraZeneca R & D Södertälje, S-151 85 Södertälje (SE). **XUE, Yafeng** [CN/SE]; AstraZeneca R & D Mölndal, S-431 83 Mölndal (SE).

(74) Agent: GLOBAL INTELLECTUAL PROPERTY; AstraZeneca AB, S-151 85 Södertälje (SE).

Published:

— with international search report

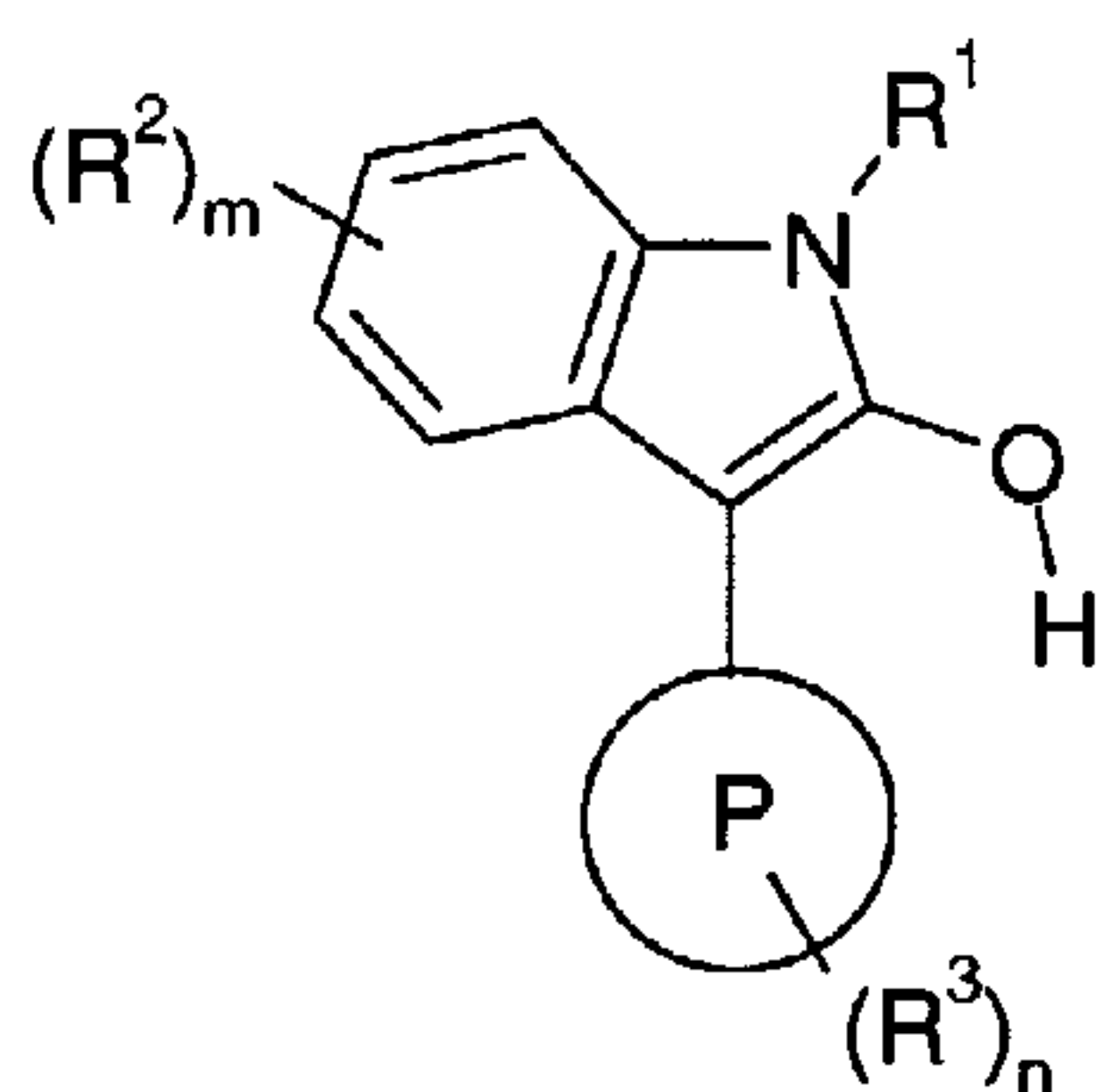
(81) Designated States (*national*): AE, AG, AL, AM, AT, AU, AZ, BA, BB, BG, BR, BY, BZ, CA, CH, CN, CO, CR, CU, CZ, DE, DK, DM, DZ, EC, EE, ES, FI, GB, GD, GE, GH, GM, HR, HU, ID, IL, IN, IS, JP, KE, KG, KP, KR, KZ, LC, LK, LR, LS, LT, LU, LV, MA, MD, MG, MK, MN, MW, MX, MZ, NI, NO, NZ, OM, PH, PL, PT, RO, RU, SC, SD,

(88) Date of publication of the revised international search report: 6 May 2004

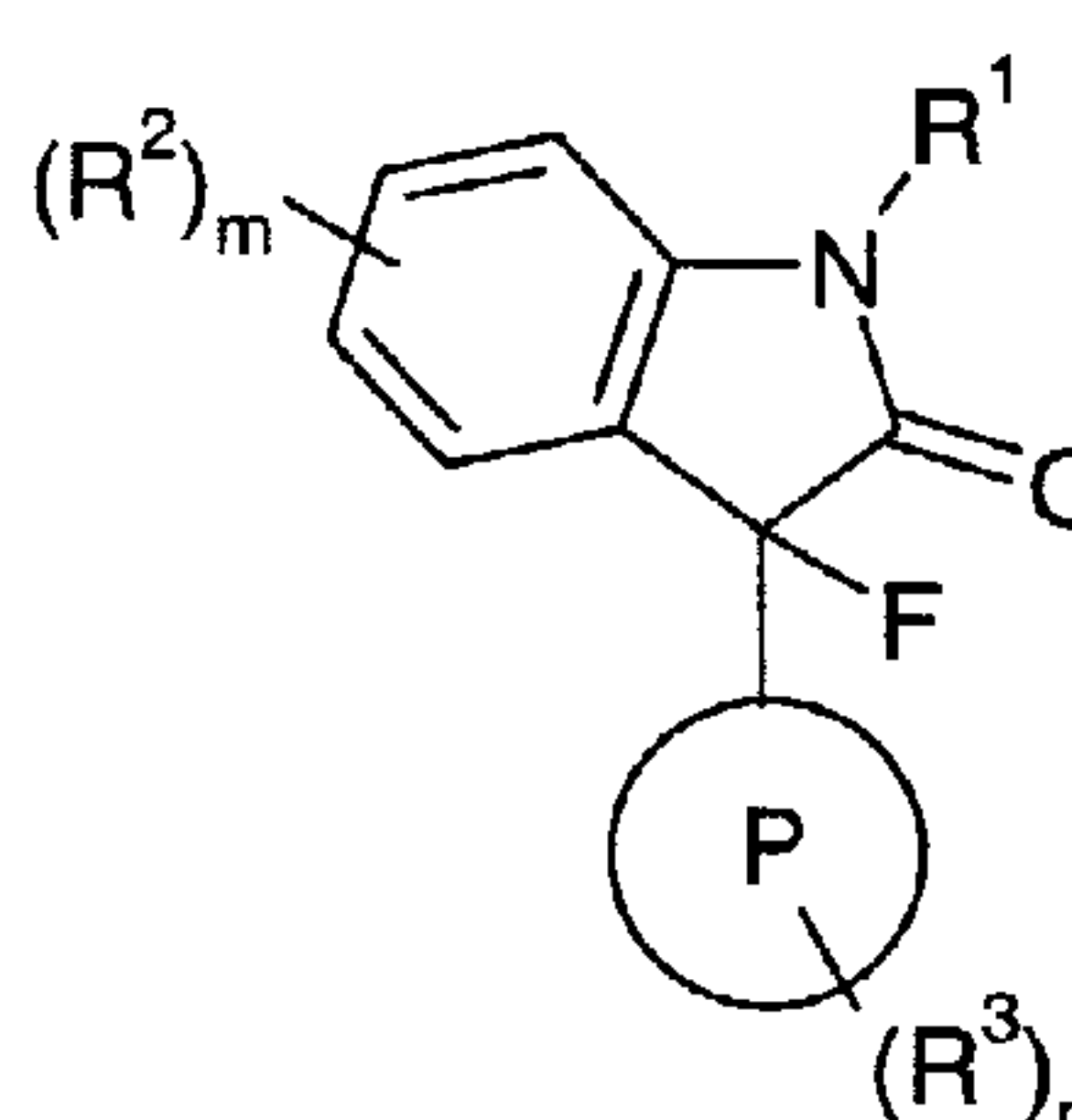
(15) Information about Correction:
see PCT Gazette No. 19/2004 of 6 May 2004, Section II

[Continued on next page]

(54) Title: NEW COMPOUNDS



(Ia)



(Ib)

(57) Abstract: The present invention provides new compounds of formula Ia and Ib: as well as a process for their preparation and new intermediates used therein, pharmaceutical formulations containing said therapeutically active compounds and to the use of said active compounds in therapy.

WO 2003/082853 A1

WO 2003/082853 A1



For two-letter codes and other abbreviations, refer to the "Guidance Notes on Codes and Abbreviations" appearing at the beginning of each regular issue of the PCT Gazette.

2-HYDROXY-3-HETEROARYLINDOLE DERIVATIVES AS GSK3 INHIBITORS

FIELD OF THE INVENTION

The present invention relates to new compounds of formula **Ia** and **Ib**, as a free base or a pharmaceutically acceptable salt thereof, to pharmaceutical formulations containing said compounds and to the use of said compounds in therapy. The present invention further relates to a process for the preparation of compounds of formula **Ia** and **Ib** and to new intermediates used therein.

BACKGROUND OF THE INVENTION

Glycogen synthase kinase 3 (GSK3) is a serine / threonine protein kinase composed of two isoforms (α and β), which are encoded by distinct genes but are highly homologous within the catalytic domain. GSK3 is highly expressed in the central and peripheral nervous system. GSK3 phosphorylates several substrates including tau, β -catenin, glycogen synthase, pyruvate dehydrogenase and elongation initiation factor 2b (eIF2b). Insulin and growth factors activate protein kinase B, which phosphorylates GSK3 on serine 9 residue and inactivates it.

Alzheimer's Disease (AD) dementias, and taupathies.

AD is characterized by cognitive decline, cholinergic dysfunction and neuronal death, neurofibrillary tangles and senile plaques consisting of amyloid- β deposits. The sequence of these events in AD is unclear, but are believed to be related. Glycogen synthase kinase 3 β (GSK3 β) or Tau (τ) phosphorylating kinase selectively phosphorylates the microtubule associated protein τ in neurons at sites that are hyperphosphorylated in AD brains.

Hyperphosphorylated protein τ has lower affinity for microtubules and accumulates as paired helical filaments, which are the main components that constitute neurofibrillary tangles and neuropil threads in AD brains. This results in depolymerization of microtubules, which leads to dying back of axons and neuritic dystrophy. Neurofibrillary tangles are consistently found in diseases such as AD, amyotrophic lateral sclerosis, parkinsonism-dementia of Gaum, corticobasal degeneration, dementia pugilistica and head trauma, Down's syndrome, postencephalatic parkinsonism, progressive supranuclear palsy, Niemann-Pick's Disease and Pick's Disease. Addition of amyloid- β to primary

hippocampal cultures results in hyperphosphorylation of τ and a paired helical filaments-like state via induction of GSK3 β activity, followed by disruption of axonal transport and neuronal death (Imahori and Uchida., J. Biochem 121:179-188, 1997). GSK3 β preferentially labels neurofibrillary tangles and has been shown to be active in pre-tangle neurons in AD brains. GSK3 protein levels are also increased by 50% in brain tissue from AD patients. Furthermore, GSK3 β phosphorylates pyruvate dehydrogenase, a key enzyme in the glycolytic pathway and prevents the conversion of pyruvate to acetyl-Co-A (Hoshi et al., PNAS 93:2719-2723, 1996). Acetyl-Co-A is critical for the synthesis of acetylcholine, a neurotransmitter with cognitive functions. Thus, GSK3 β inhibition may have beneficial effects in progression as well as the cognitive deficits associated with Alzheimer's disease and other above-referred to diseases.

Chronic and Acute Neurodegenerative Diseases.

Growth factor mediated activation of the PI3K /Akt pathway has been shown to play a key role in neuronal survival. The activation of this pathway results in GSK3 β inhibition. Recent studies (Bhat et. al., PNAS 97:11074-11079 (2000)) indicate that GSK3 β activity is increased in cellular and animal models of neurodegeneration such as cerebral ischemia or after growth factor deprivation. For example, the active site phosphorylation was increased in neurons vulnerable to apoptosis, a type of cell death commonly thought to occur in chronic and acute degenerative diseases such as Alzheimer's Disease, Parkinson's Disease, amyotrophic lateral sclerosis, Huntington's Disease and HIV dementia, ischemic stroke and head trauma. Lithium was neuroprotective in inhibiting apoptosis in cells and in the brain at doses that resulted in the inhibition of GSK3 β . Thus GSK3 β inhibitors could be useful in attenuating the course of neurodegenerative diseases.

25

Bipolar Disorders (BD)

Bipolar Disorders are characterised by manic episodes and depressive episodes. Lithium has been used to treat BD based on its mood stabilising effects. The disadvantage of lithium is the narrow therapeutic window and the danger of overdosing that can lead to lithium intoxication. The recent discovery that lithium inhibits GSK3 at therapeutic concentrations has raised the possibility that this enzyme represents a key target of lithium's action in the brain (Stambolic et al., Curr. Biol. 6:1664-1668, 1996; Klein and

30

Melton; PNAS 93:8455-8459, 1996). Inhibition of GSK3 β may therefore be of therapeutic relevance in the treatment of BD as well as in AD patients that have affective disorders.

Schizophrenia

5 GSK3 is involved in signal transduction cascades of multiple cellular processes, particularly during neural development. Kozlovsky et al (Am J Psychiatry 2000 May;157(5):831-3) found that GSK3 β levels were 41% lower in the schizophrenic patients than in comparison subjects. This study indicates that schizophrenia involves neurodevelopmental pathology and that abnormal GSK3 regulation could play a role in
10 schizophrenia. Furthermore, reduced β -catenin levels have been reported in patients exhibiting schizophrenia (Cotter et al., Neuroreport 9:1379-1383 (1998)).

Diabetes

Insulin stimulates glycogen synthesis in skeletal muscles via the dephosphorylation and
15 thus activation of glycogen synthase. Under resting conditions, GSK3 phosphorylates and inactivates glycogen synthase via dephosphorylation. GSK3 is also over-expressed in muscles from Type II diabetic patients (Nikoulina et al., Diabetes 2000 Feb;49(2):263-71). Inhibition of GSK3 increases the activity of glycogen synthase thereby decreasing glucose
20 levels by its conversion to glycogen. GSK3 inhibition may therefore be of therapeutic relevance in the treatment of Type I and Type II diabetes and diabetic neuropathy.

Hair Loss

GSK3 phosphorylates and degrades β -catenin. β -catenin is an effector of the pathway for keratin synthesis. β -catenin stabilisation may be lead to increase hair development. Mice
25 expressing a stabilised β -catenin by mutation of sites phosphorylated by GSK3 undergo a process resembling de novo hair morphogenesis (Gat et al., Cell 1998 Nov 25;95 (5):605-14)). The new follicles formed sebaceous glands and dermal papilla, normally established only in embryogenesis. Thus GSK3 inhibition may offer treatment for baldness.

30

Oral contraceptives

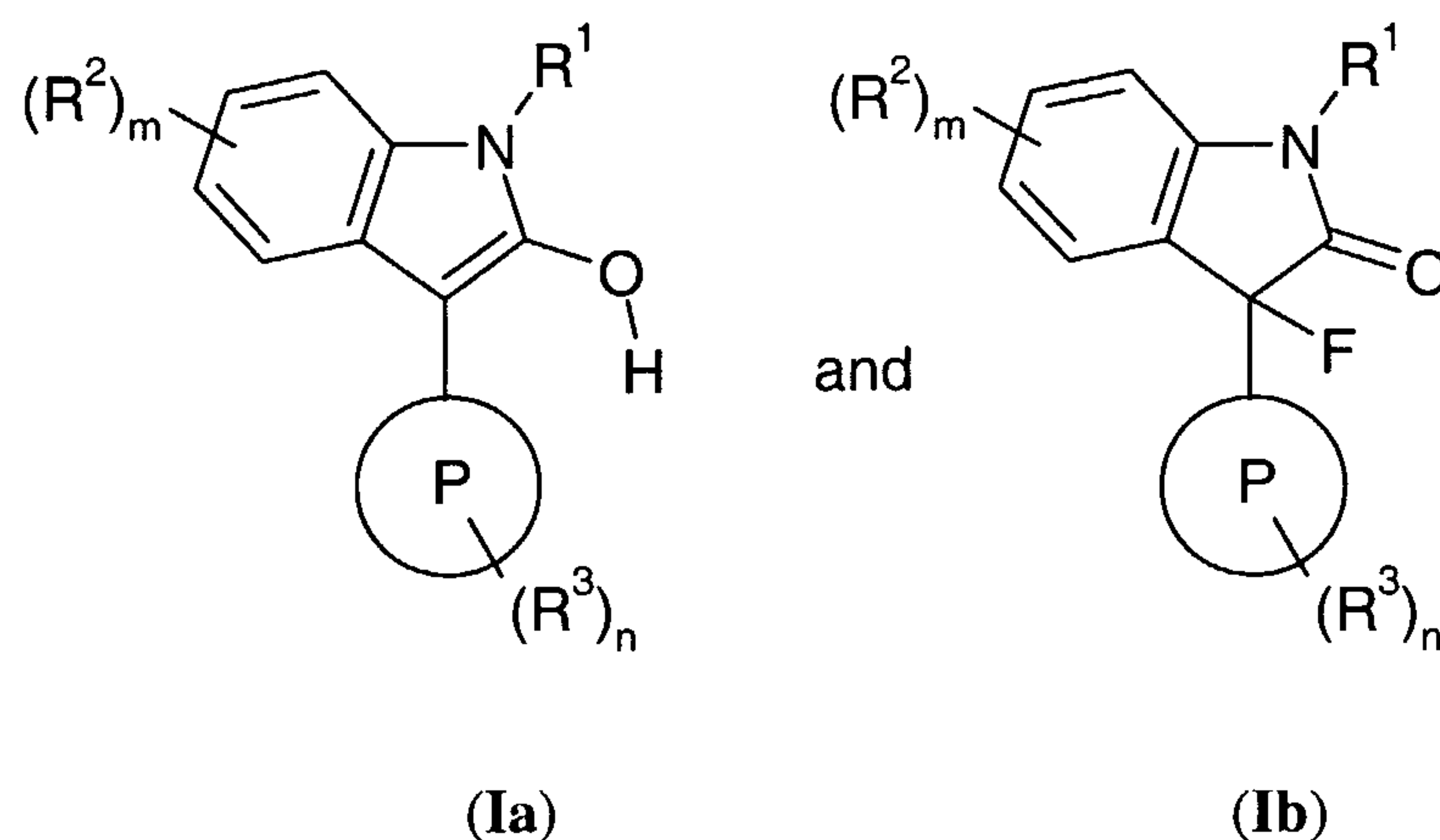
Vijayaraghavan et al. (Biol Reprod 2000 Jun; 62 (6):1647-54) reported that GSK3 is high in motile versus immotile sperm. Immunocytochemistry revealed that GSK3 is present in the flagellum and the anterior portion of the sperm head. These data suggest that GSK3 could be a key element underlying motility initiation in the epididymis and regulation of
 5 mature sperm function. Inhibitors of GSK3 could be useful as contraceptives for males.

DISCLOSURE OF THE INVENTION.

The object of the present invention is to provide compounds having an inhibiting effect on GSK3 as well as having a good bioavailability.

10

1. Accordingly, the present invention provides compounds of of formula **Ia** and **Ib**:



wherein:

15 P represents a 5- or 6-membered heteroaromatic ring containing one or two heteroatoms selected independently from N, O and S of which at least one atom is nitrogen;

R¹ is hydrogen;

20 R² and R³ are independently selected from halogen, nitro, C₁₋₆alkyl, C₂₋₆alkenyl, C₂₋₆alkynyl, C₀₋₆alkylC₃₋₆cycloalkyl, C₀₋₆alkylaryl, C₀₋₆alkylheteroaryl, CHO, C₀₋₆alkylOR⁴, OC₁₋₆alkylOR⁴, C₀₋₆alkylSR⁴, OC₁₋₆alkylSR⁴, (CO)R⁴, (CO)OR⁴, O(CO)R⁴, fluoromethyl, difluoromethyl, trifluoromethyl, fluoromethoxy, difluoromethoxy, trifluoromethoxy, OC₁₋₆alkylcyano, C₀₋₆alkylcyano, C₁₋₆alkylCO₂R⁴, OC₁₋₆alkylCO₂R⁴, O(CO)OR⁴,
 25 OC₁₋₆alkylCOR⁴, C₁₋₆alkylCOR⁴, NR⁴OR⁵, C₀₋₆alkylNR⁴R⁵, OC₁₋₆alkylNR⁴R⁵,

$C_{0-6}alkylCONR^4R^5$, $OC_{1-6}alkylCONR^4R^5$, $OC_{1-6}alkylNR^4(CO)R^5$, $C_{0-6}alkylNR^4(CO)R^5$,
 $C_{0-6}alkylNR^4(CO)NR^4R^5$, $O(CO)NR^4R^5$, $NR^4(CO)OR^5$, $C_{0-6}alkyl(SO_2)NR^4R^5$,
 $OC_{1-6}alkyl(SO_2)NR^4R^5$, $C_{0-6}alkylNR^4(SO_2)R^5$, $OC_{1-6}alkylNR^4(SO_2)R^5$, $C_{0-6}alkyl(SO)NR^4R^5$,
 $OC_{1-6}alkyl(SO)NR^4R^5$, SO_3R^4 , $C_{0-6}alkylNR^4(SO_2)NR^4R^5$, $C_{0-6}alkylNR^4(SO)R^5$,
5 $OC_{0-6}alkylNR^4(SO)R^5$, $OC_{0-6}alkylSO_2R^4$, $C_{0-6}alkylSO_2R^4$, $C_{0-6}alkylSOR^4$, $OC_{1-6}alkylSOR^4$
and a group X^1R^6 , wherein X^1 is a direct bond, O, $CONR^7R^8$, $SO_2NR^9R^{10}$, SO_2R^{11} or
 $NR^{12}R^{13}$; and wherein R^6 is linked to R^8 , R^{10} , R^{11} and R^{13} ;

R^7 , R^9 and R^{12} each independently are hydrogen or $C_{1-6}alkyl$;

10 R^8 , R^{10} , R^{11} and R^{13} are $C_{1-6}alkyl$;

R^6 is phenyl or a 5-, 6- or 7-membered heterocyclic group containing one or two
heteroatoms, selected independently from N, O and S, which heterocyclic group may be
15 saturated or unsaturated or said phenyl or 5-, 6- or 7-membered heterocyclic group may
optionally be fused with a 5- or 6-membered saturated or unsaturated ring containing atoms
selected independently from C, N, O and S and which phenyl or heterocyclic group may be
substituted with one or two substituents selected from W;

20 m is 0, 1, 2, 3 or 4;

n is 0, 1, 2, 3 or 4;

R^4 is selected from hydrogen, $C_{1-6}alkyl$, $C_{2-6}alkenyl$, $C_{2-6}alkynyl$, $C_{0-6}alkylC_{3-6}cycloalkyl$,
25 $C_{0-6}alkylaryl$, $C_{0-6}alkylheteroaryl$, $C_{1-6}alkylNR^{14}R^{15}$ and a 5- or 6-membered heterocyclic
group containing one or two heteroatoms, selected independently from N, O and S,
wherein said heterocyclic group may optionally be substituted by a group Y;

R^5 is selected from hydrogen, $C_{1-6}alkyl$, $C_{2-6}alkenyl$, $C_{2-6}alkynyl$, $C_{0-6}alkylC_{3-6}cycloalkyl$,
30 $C_{0-6}alkylaryl$, $C_{0-6}alkylheteroaryl$ and $C_{1-6}alkylNR^{14}R^{15}$ and; wherein R^4 and R^5 may
together form a 4-, 5-, 6- or 7-membered heterocyclic group containing one or more
heteroatoms selected independently from N, O and S, wherein said heterocyclic group may

optionally be substituted by a group Y; and wherein any C₁₋₆alkyl, C₂₋₆alkenyl, C₂₋₆alkynyl, C₀₋₆alkylC₃₋₆cycloalkyl, C₀₋₆alkylaryl; and C₀₋₆alkylheteroaryl defined under R² to R⁵ may be substituted by one or more group Z;

5 R¹⁴ and R¹⁵ are independently selected from hydrogen, C₁₋₆alkyl and C₀₋₆alkylC₃₋₆cycloalkyl and wherein R¹⁴ and R¹⁵ may together form a 5- or 6-membered heterocyclic group containing one or more heteroatoms, selected independently from N, O and S, wherein said heterocyclic group may optionally be substituted by a group Y;

10 W and Z are independently selected from oxo, halogen, nitro, CN, OR¹⁶, C₁₋₆alkyl, C₀₋₆alkylaryl, C₀₋₆alkylC₃₋₆cycloalkyl, fluoromethyl, difluoromethyl, trifluoromethyl, fluoromethoxy, difluoromethoxy, trifluoromethoxy, OC₁₋₆alkylNR¹⁶R¹⁷, NR¹⁶R¹⁷, CONR¹⁶R¹⁷, NR¹⁶(CO)R¹⁷, O(CO)C₁₋₆alkyl, (CO)OC₁₋₆alkyl, COR¹⁶, (SO₂)NR¹⁶R¹⁷, SO₂R¹⁶, SOR¹⁶, (CO)C₁₋₆alkylNR¹⁶R¹⁷, (SO₂)C₁₋₆alkylNR¹⁶R¹⁷, a 5- or 6-membered
15 heterocyclic group containing one or two heteroatoms, selected independently from N, O and S, phenyl and heteroaryl, which heterocyclic group, phenyl or heteroaryl may optionally be substituted by a group Y;

Y is selected from oxo, halogen, nitro, CN, OR¹⁶, C₁₋₆alkyl, C₀₋₆alkylaryl,
20 C₀₋₆alkylC₃₋₆cycloalkyl, fluoromethyl, difluoromethyl, trifluoromethyl, fluoromethoxy, difluoromethoxy, trifluoromethoxy, OC₁₋₆alkylNR¹⁶R¹⁷, NR¹⁶R¹⁷, CONR¹⁶R¹⁷, NR¹⁶(CO)R¹⁷, O(CO)C₁₋₆alkyl, (CO)OC₁₋₆alkyl, COR¹⁶, (SO₂)NR¹⁶R¹⁷, SO₂R¹⁶, SOR¹⁶, (CO)C₁₋₆alkylNR¹⁶R¹⁷, (SO₂)C₁₋₆alkylNR¹⁶R¹⁷, phenyl, C₀₋₆alkylaryl and heteroaryl wherein the phenyl, C₀₋₆alkylaryl and heteroaryl group may be optionally substituted with
25 halogen, nitro, CN, OR¹⁶, C₁₋₆alkyl, fluoromethyl, difluoromethyl, trifluoromethyl, fluoromethoxy, difluoromethoxy and trifluoromethoxy;

R¹⁶ and R¹⁷ are independently selected from hydrogen and C₁₋₆alkyl and wherein R¹⁶ and R¹⁷ may together form a 5- or 6-membered heterocyclic group containing one or more
30 heteroatoms, selected independently from N, O and S;
as a free base or a pharmaceutically acceptable salt thereof.

In one aspect of the invention there is provided compounds of Formula **Ia** and **Ib** wherein P is a 6-membered heteroaromatic ring containing one or two nitrogen atoms.

5 In a first embodiment of this aspect of the invention there is provided compounds of Formula **Ia** and **Ib**, wherein P is pyridine.

In another embodiment of this aspect of the invention there is provided compounds of Formula **Ia** and **Ib**, wherein P is pyrimidine.

10 In another aspect of the invention there is provided compounds of Formula **Ia**.

In yet another aspect of the invention there is provided compounds of Formula **Ia** and **Ib** wherein R^2 and R^3 are independently selected from: halogen, nitro, C_{0-6} alkylheteroaryl, trifluoromethyl, C_{0-6} alkylcyano, C_{0-6} alkylNR⁴R⁵, C_{0-6} alkylCONR⁴R⁵, OC₁₋₆alkylNR⁴R⁵, C_{0-6} alkyl(SO₂)NR⁴R⁵, and a group X¹R⁶, wherein X¹ is a direct bond; R⁶ is a 5-membered heterocyclic group containing one or two heteroatoms, selected independently from N, O and S, and which heterocyclic group may be substituted with one or two substituents W, preferably C_{1-6} alkyl; m is 0, 1, 2; and n is 1 or 2.

20 In yet another aspect of the invention there is provided compounds of Formula **Ia** and **Ib** wherein R^4 is independently selected from hydrogen, C_{1-6} alkyl, C_{0-6} alkylC₃₋₆cycloalkyl, C_{0-6} alkylaryl, C_{0-6} alkylheteroaryl, C_{1-6} alkylNR¹⁴R¹⁵ and a 5- or 6-membered heterocyclic group containing one or two heteroatoms, selected independently from N, O and S, wherein said heterocyclic group may optionally be substituted by a group Y; R⁵ is selected from hydrogen, C_{1-6} alkyl; wherein R⁴ and R⁵ may together form a 4-, 5-, 6- or 7-membered heterocyclic group containing one or more heteroatoms selected independently from N, O and S, wherein said heterocyclic group may optionally be substituted by a group Y; and wherein any C_{1-6} alkyl, C_{0-6} alkylaryl defined under R² to R⁵ may be substituted by one or more group Z; R¹⁴ and R¹⁵ are independently C_{1-6} alkyl and wherein R¹⁴ and R¹⁵ may together form a 5- or 6-membered heterocyclic group containing one or more heteroatoms, selected independently from N, O and S; Z is independently selected from, halogen, C_{1-6} alkyl, CN, NR¹⁶R¹⁷; Y is selected from C_{1-6} alkyl, C_{0-6} alkylaryl, NR¹⁶R¹⁷, phenyl, wherein

the phenyl may be optionally substituted with nitro and trifluoromethyl; R¹⁶ and R¹⁷ are C₁₋₆alkyl and wherein R¹⁶ and R¹⁷ may together form a 5- or 6-membered heterocyclic group containing one or more heteroatoms, selected independently from N, O and S.

5 In yet another aspect of the invention there is provided compounds of Formula **Ia** and **Ib** wherein P is pyridine; R¹ is hydrogen; R² is CN; R³ is C₀₋₆alkylNR⁴R⁵; wherein R⁴ and R⁵ may together form a 4-, 5-, 6- or 7-membered heterocyclic group containing one or more heteroatoms selected independently from N, O and S.

10 Yet another aspect of the invention relates to compounds selected from:

2-(5-Cyano-2-hydroxy-1*H*-indol-3-yl)-*N*-[2-(dimethylamino)ethyl]isonicotinamide;

2-Hydroxy-3-{4-[(4-methylpiperazin-1-yl)carbonyl]pyridin-2-yl}-1*H*-indole-5-carbonitrile hydrochloride;

15 2-Hydroxy-3-{5-[(4-methylpiperazin-1-yl)carbonyl]pyridin-2-yl}-1*H*-indole-5-carbonitrile;

2-Hydroxy-3-[5-(morpholin-4-ylmethyl)pyridin-2-yl]-1*H*-indole-5-carbonitrile hydrochloride;

2-Hydroxy-3-[6-(2-morpholin-4-ylethoxy)pyrimidin-4-yl]-1*H*-indole-5-carbonitrile;

20 2-Hydroxy-3-{5-[(4-methylpiperazin-1-yl)methyl]pyridin-2-yl}-1*H*-indole-5-carbonitrile hydrochloride;

6-(5-Cyano-2-hydroxy-1*H*-indol-3-yl)-*N*-[2-(dimethylamino)ethyl]-*N*-methylnicotinamide hydrochloride;

2-Hydroxy-3-{5-[(4-methylpiperazin-1-yl)sulfonyl]pyridin-2-yl}-1*H*-indole-5-carbonitrile hydrochloride;

25 6-(5-Cyano-2-hydroxy-1*H*-indol-3-yl)-*N*-(2-pyrrolidin-1-ylethyl)pyridine-3-sulfonamide hydrochloride;

2-Hydroxy-3-[5-(morpholin-4-ylmethyl)pyridin-2-yl]-1*H*-indole-5-carbonitrile;

2-Hydroxy-3-[5-(pyrrolidin-1-ylmethyl)pyridin-2-yl]-1*H*-indole-5-carbonitrile hydrochloride;

30 2-Hydroxy-3-{5-[(4-methyl-1,4-diazepan-1-yl)methyl]pyridin-2-yl}-1*H*-indole-5-carbonitrile hydrochloride;

- 2-Hydroxy-3-{5-[(4-pyrrolidin-1-yl)piperidin-1-yl]methyl}pyridin-2-yl}-1*H*-indole-5-carbonitrile hydrochloride;
- 3-(5-{[3-(Dimethylamino)pyrrolidin-1-yl]methyl}pyridin-2-yl)-2-hydroxy-1*H*-indole-5-carbonitrile;
- 5 2-Hydroxy-3-{5-[(4-methylpiperidin-1-yl)methyl]pyridin-2-yl}-1*H*-indole-5-carbonitrile;
- 2-Hydroxy-3-{5-[(4-phenylpiperazin-1-yl)methyl]pyridin-2-yl}-1*H*-indole-5-carbonitrile;
- 3-[5-(Azetidin-1-ylmethyl)pyridin-2-yl]-2-hydroxy-1*H*-indole-5-carbonitrile;
- 2-Hydroxy-3-[5-({4-[2-nitro-4-(trifluoromethyl)phenyl]piperazin-1-yl}methyl)pyridin-2-yl]-1*H*-indole-5-carbonitrile;
- 10 3-(5-{[(2-Cyanoethyl)(ethyl)amino]methyl}pyridin-2-yl)-2-hydroxy-1*H*-indole-5-carbonitrile;
- 3-(5-{[(4-Chlorobenzyl)(methyl)amino]methyl}pyridin-2-yl)-2-hydroxy-1*H*-indole-5-carbonitrile;
- 3-(5-{[(2-Furylmethyl)(methyl)amino]methyl}pyridin-2-yl)-2-hydroxy-1*H*-indole-5-
- 15 carbonitrile;
- 2-Hydroxy-3-(5-{[methyl(phenyl)amino]methyl}pyridin-2-yl)-1*H*-indole-5-carbonitrile;
- 2-Hydroxy-3-{5-[(3-methylpiperidin-1-yl)methyl]pyridin-2-yl}-1*H*-indole-5-carbonitrile;
- 3-(5-{[Cyclohexyl(methyl)amino]methyl}pyridin-2-yl)-2-hydroxy-1*H*-indole-5-carbonitrile;
- 20 2-Hydroxy-3-[5-(piperidin-1-ylmethyl)pyridin-2-yl]-1*H*-indole-5-carbonitrile;
- 3-{5-[(4-Methylpiperazin-1-yl)sulfonyl]pyridin-2-yl}-1*H*-indol-2-ol hydrochloride;
- 6-Chloro-3-{5-[(4-methylpiperazin-1-yl)sulfonyl]pyridin-2-yl}-1*H*-indol-2-ol hydrochloride;
- 3-[5-(Morpholin-4-ylcarbonyl)pyridin-2-yl]-5-nitro-1*H*-indol-2-ol;
- 25 6-Bromo-3-[5-(morpholin-4-ylmethyl)pyridin-2-yl]-1*H*-indol-2-ol hydrochloride;
- 2-Hydroxy-3-[5-(morpholin-4-ylmethyl)pyridin-2-yl]-1*H*-indole-6-carbonitrile hydrochloride;
- 5-Bromo-3-[5-(morpholin-4-ylmethyl)pyridin-2-yl]-1*H*-indol-2-ol hydrochloride;
- 5,6-Dibromo-3-[5-(morpholin-4-ylmethyl)pyridin-2-yl]-1*H*-indol-2-ol hydrochloride;
- 30 3-Fluoro-3-[5-(morpholin-4-ylmethyl)pyridin-2-yl]-2-oxoindoline-6-carbonitrile hydrochloride;

- 3-{5-[(4-Benzylpiperazin-1-yl)sulfonyl]pyridin-2-yl}-2-hydroxy-1*H*-indole-5-carbonitrile hydrochloride;
- 2-Hydroxy-3-(5-{[4-(3-methylbutyl)piperazin-1-yl]sulfonyl}pyridin-2-yl)-1*H*-indole-5-carbonitrile hydrochloride;
- 5 2-Hydroxy-3-{5-[(4-isopropylpiperazin-1-yl)sulfonyl]pyridin-2-yl}-1*H*-indole-5-carbonitrile hydrochloride;
- 3-{5-[(4-Ethylpiperazin-1-yl)sulfonyl]pyridin-2-yl}-2-hydroxy-1*H*-indole-5-carbonitrile hydrochloride;
- 3-[5-(Morpholin-4-ylmethyl)pyridin-2-yl]-5-pyridin-3-yl-1*H*-indol-2-ol;
- 10 3-[5-(Morpholin-4-ylmethyl)pyridin-2-yl]-5-thien-2-yl-1*H*-indol-2-ol hydrochloride;
- 5-(2-Furyl)-3-[5-(morpholin-4-ylmethyl)pyridin-2-yl]-1*H*-indol-2-ol hydrochloride;
- 3-{3-Bromo-5-[(4-methylpiperazin-1-yl)sulfonyl]pyridin-2-yl}-5-nitro-1*H*-indol-2-ol hydrochloride;
- 3-[5-(Morpholin-4-ylmethyl)pyridin-2-yl]-5-(trifluoromethyl)-1*H*-indol-2-ol
- 15 hydrochloride;
- 2-Hydroxy-3-{5-[(4-methylpiperazin-1-yl)sulfonyl]pyridin-2-yl}-1*H*-indole-6-carbonitrile hydrochloride;
- N*-[(1-Ethylpyrrolidin-2-yl)methyl]-6-(2-hydroxy-5-nitro-1*H*-indol-3-yl)nicotinamide hydrochloride;
- 20 6-(2-Hydroxy-5-nitro-1*H*-indol-3-yl)-*N*-(2-morpholin-4-ylethyl)nicotinamide hydrochloride;
- 6-(2-Hydroxy-5-nitro-1*H*-indol-3-yl)-*N*-methyl-*N*-(1-methylpiperidin-4-yl)nicotinamide hydrochloride;
- 5-Nitro-3-{5-[(4-pyrrolidin-1-yl)piperidin-1-yl]carbonyl}pyridin-2-yl}-1*H*-indol-2-ol
- 25 hydrochloride;
- 3-(5-{[3-(Dimethylamino)pyrrolidin-1-yl]carbonyl}pyridin-2-yl)-5-nitro-1*H*-indol-2-ol hydrochloride;
- N*-[2-(Dimethylamino)-1-methylethyl]-6-(2-hydroxy-5-nitro-1*H*-indol-3-yl)nicotinamide hydrochloride;
- 30 6-(2-Hydroxy-5-nitro-1*H*-indol-3-yl)-*N*-(2-pyrrolidin-1-ylethyl)nicotinamide fumarate;
- 3-{5-[(4-Methylpiperazin-1-yl)carbonyl]pyridin-2-yl}-5-nitro-1*H*-indol-2-ol fumarate;

6-(5-Cyano-2-hydroxy-1*H*-indol-3-yl)-*N*-(2-pyrrolidin-1-ylethyl)nicotinamide fumarate;

6-(5-Cyano-2-hydroxy-1*H*-indol-3-yl)-*N*-methyl-*N*-(2-pyrrolidin-1-ylethyl)pyridine-3-sulfonamide hydrochloride;

6-(5-Cyano-2-hydroxy-1*H*-indol-3-yl)-*N*-[2-(dimethylamino)ethyl]pyridine-3-sulfonamide
5 fumarate;

6-(5-Cyano-2-hydroxy-1*H*-indol-3-yl)-*N*-[2-(dimethylamino)ethyl]-*N*-ethylpyridine-3-sulfonamide fumarate;

6-(5-Cyano-2-hydroxy-1*H*-indol-3-yl)-*N*-[(1-ethylpyrrolidin-2-yl)methyl]pyridine-3-sulfonamide fumarate;

10 2-Hydroxy-3-{5-[(4-methyl-1,4-diazepan-1-yl)sulfonyl]pyridin-2-yl}-1*H*-indole-5-carbonitrile fumarate;

2-Hydroxy-3-[5-(morpholin-4-ylsulfonyl)pyridin-2-yl]-1*H*-indole-5-carbonitrile;

3-{5-[(4-Methylpiperazin-1-yl)sulfonyl]pyridin-2-yl}-5-(2-methyl-1,3-thiazol-4-yl)-1*H*-indol-2-ol hydrochloride;

15 3-{5-[(4-Methylpiperazin-1-yl)sulfonyl]pyridin-2-yl}-5-(1,3-thiazol-4-yl)-1*H*-indol-2-ol fumarate;

3-{5-[(4-Methylpiperazin-1-yl)sulfonyl]pyridin-2-yl}-5-(1,3-oxazol-5-yl)-1*H*-indol-2-ol;

3-[5-(Morpholin-4-ylmethyl)pyridin-2-yl]-5-nitro-1*H*-indol-2-ol hydrochloride.

20 Listed below are definitions of various terms used in the specification and claims to describe the present invention.

For the avoidance of doubt it is to be understood that where in this specification a group is qualified by 'hereinbefore defined', 'defined hereinbefore' or 'defined above' the said
25 group encompasses the first occurring and broadest definition as well as each and all of the other definitions for that group.

For the avoidance of doubt it is to be understood that in this specification 'C₀₋₆' means a carbon group having 0, 1, 2, 3, 4, 5 or 6 carbon atoms.

30

For the avoidance of doubt it is to be understood that in this specification 'C₁₋₆' means a carbon group having 1, 2, 3, 4, 5 or 6 carbon atoms.

In this specification, unless stated otherwise, the term "alkyl" includes both straight and branched chain alkyl groups and may be, but is not limited to, methyl, ethyl, n-propyl, i-propyl, n-butyl, i-butyl, s-butyl, t-butyl, n-pentyl, i-pentyl, t-pentyl, neo-pentyl, n-hexyl or
5 i-hexyl, t-hexyl.

In this specification, unless stated otherwise, the term "cycloalkyl" refers to an optionally substituted, saturated cyclic hydrocarbon ring system. The term "C₃₋₆cycloalkyl" may be, but is not limited to, cyclopropyl, cyclobutyl, cyclopentyl or cyclohexyl.

10

In this specification, unless stated otherwise, the term "alkylaryl", includes both substituted and unsubstituted alkylaryl groups, which may be substituted on the alkyl and/or the aryl and may be, but are not limited to, C₁₋₆alkylaryl, benzyl or ethylphenyl.

15

In this specification, unless stated otherwise, the term "heteroaryl" may be a monocyclic heteroaromatic, or a bicyclic fused-ring heteroaromatic group. Examples of said heteroaryl include, but are not limited to, pyridyl, pyrrolyl, furyl, thienyl, imidazolyl, oxazolyl, isoxazolyl, thiazolyl, pyrazolyl, benzofuryl, indolyl, isoindolyl, benzimidazolyl, pyridazinyl, pyrimidinyl, pyrazinyl, tetrazolyl and triazolyl.

20

In this specification, unless stated otherwise, the term "alkenyl" includes both straight and branched chain alkenyl groups but references to individual alkenyl groups such as 2-butenyl are specific for the straight chain version only. The term C_{2-C₆} alkenyl having 2 to 6 carbon atoms and one or two double bonds, and may be, but is not limited to, vinyl,
25 allyl, propenyl, i-propenyl, butenyl, i-butenyl, crotyl, pentenyl, i-pentenyl or hexenyl.

In this specification, unless stated otherwise, the term "alkynyl" includes both straight and branched chain alkynyl groups but references to individual alkynyl groups such as 2-butyne are specific for the straight chain version only. The term C_{2-C₆} alkynyl having 2
30 to 6 carbon atoms and one or two trippel bonds, and may be, but is not limited to, etynyl, propargyl, butynyl, i-butyne, pentynyl, i-pentynyl or hexynyl.

In this specification, unless stated otherwise, the term “5- or 6-membered heteroaromatic ring containing one or two heteroatoms selected independently from N, O and S of which at least one atom is selected from nitrogen” includes, but is not limited to, isoxazolyl, isothiazolyl, oxazolyl, pyrazinyl, pyrazolyl, pyridazinyl, pyridyl, pyrimidyl, pyrrolyl, thiazolyl, imidazolyl.

In this specification, unless stated otherwise, the terms “5- or 6-membered heterocyclic group containing one or more heteroatoms, selected independently from N, O and S” or “5-, 6- or 7-membered heterocyclic group containing one or two heteroatoms, selected independently from N, O and S, which heterocyclic group may be saturated or unsaturated” or “4-, 5-, 6- or 7-membered heterocyclic group containing one or more heteroatoms selected independently from N, O and S” may be, but are not limited to, azepanyl, azitidinyl, imidazolidinyl, imidazolyl, morpholinyl, piperazinyl, piperidyl, piperidonyl, pyrazolidinyl, pyrazolyl, pyrrolidinyl, pyrrolinyl, tetrahydropyranyl, thiomorpholinyl, furyl, isoxazolyl, isothiazolyl, oxazolyl, pyrazinyl, pyrazolyl, pyridazinyl, pyridyl, pyrimidyl, pyrrolyl, thiazolyl, thienyl, imidazolyl.

In this specification, unless stated otherwise, the term “5- or 6-membered saturated or unsaturated ring containing atoms selected independently from C, N, O and S”, includes both aromatic, heteroaromatic rings and heterocyclic rings that are saturated or unsaturated. Examples of such heterocyclic rings may be, but are not limited to furyl, isoxazolyl, isothiazolyl, oxazolyl, pyrazinyl, pyrazolyl, pyridazinyl, pyridyl, pyrimidyl, pyrrolyl, thiazolyl, thienyl, imidazolyl, imidazolidinyl, imidazolyl, morpholinyl, piperazinyl, piperidyl, piperidonyl, pyrazolidinyl, pyrazolyl, pyrrolidinyl, pyrrolinyl, tetrahydropyranyl, thiomorpholinyl, phenyl, cyclohexyl or cyclopentyl.

In this specification, unless stated otherwise, the term “6-membered heteroaromatic ring containing one or two nitrogen atoms” includes, but is not limited to, pyrazinyl, pyridazinyl, pyridyl or pyrimidyl.

In this specification, unless stated otherwise, the term “5-membered heterocyclic group containing one or two heteroatoms atoms, selected independently from N, O and S”

includes, but is not limited to, pyrazolyl, pyrrolyl, thiazolyl, oxazolyl, thienyl, furyl, imidazolyl, isothiazolyl or isoxazolyl.

In the case where a subscript is the integer 0 (zero) the group to which the subscript refers
5 to, indicates that the group is absent, i.e. there is a direct bond between the groups.

In this specification, unless stated otherwise, the term halogen may be fluorine, chlorine, bromine or iodine.

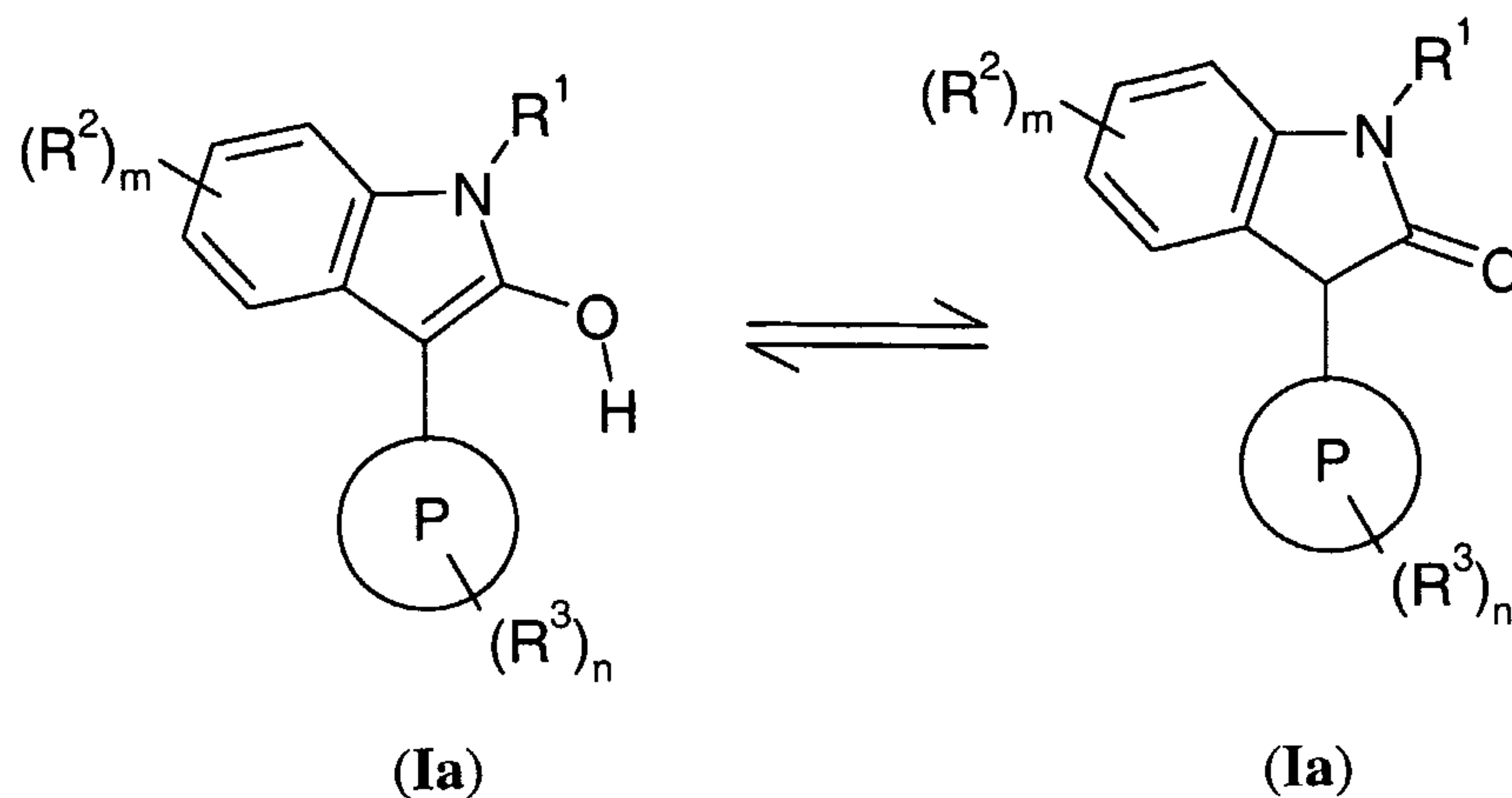
10 The present invention relates to the use of compounds of formula **Ia** and **Ib** as hereinbefore defined as well as to the salts thereof. Salts for use in pharmaceutical compositions will be pharmaceutically acceptable salts, but other salts may be useful in the production of the compounds of formula **Ia** and **Ib**.

15 Both organic and inorganic acids can be employed to form non-toxic pharmaceutically acceptable salts of the compounds of this invention. Pharmaceutically acceptable salts include, but are not limited to hydrochloride, and fumarate. These salts are readily prepared by methods known in the art.

20 Some compounds of formula **Ia** and **Ib** may have chiral centres and/or geometric isomeric centres (E- and Z- isomers), and it is to be understood that the invention encompasses all such optical, diastereoisomeric and geometric isomers.

Within the present invention it is to be understood that a compound of formula **Ia** or a salt
25 thereof may exhibit the phenomenon of tautomerism as shown in Figure 1. It is to be understood that the invention encompasses any tautomeric form of compounds of formula **Ia** and is not to be limited merely to any one tautomeric form utilized within the formula drawings:

15



5 wherein P, R¹, R², R³, m and n are as defined above.

An object of the invention is to provide compounds of formula **Ia** or **Ib** for therapeutic use, especially compounds that are useful for the prevention and/or treatment of conditions associated with glycogen synthase kinase-3 (GSK3) in mammals including man.

Particularly, compounds of formula **Ia** or **Ib** exhibiting a selective affinity for GSK-3.

10

PHARMACEUTICAL COMPOSITIONS

According to one aspect of the present invention there is provided a pharmaceutical composition comprising a compound of formula **Ia** or **Ib**, as a free base or a pharmaceutically acceptable salt thereof, for use in the prevention and/or treatment of

15 conditions associated with glycogen synthase kinase-3.

15

The composition may be in a form suitable for oral administration, for example as a tablet, for parenteral injection as a sterile solution or suspension. In general the above compositions may be prepared in a conventional manner using pharmaceutically carriers or diluents. Suitable daily doses of the compounds of formula **Ia** or **Ib** in the treatment of a

20 mammal, including man, are approximately 0.01 to 250 mg/kg bodyweight at peroral administration and about 0.001 to 250 mg/kg bodyweight at parenteral administration. The typical daily dose of the active ingredients varies within a wide range and will depend on various factors such as the relevant indication, the route of administration, the age, weight

25 and sex of the patient and may be determined by a physician.

25

A compound of formula **Ia** or **Ib**, or a pharmaceutically acceptable salt thereof, can be used on its own but will usually be administered in the form of a pharmaceutical composition in which the formula **Ia** or **Ib** compound/salt (active ingredient) is in association with a pharmaceutically acceptable diluent or carrier. Dependent on the mode of administration, the pharmaceutical composition may comprise from 0.05 to 99 %w (per cent by weight), for example from 0.10 to 50 %w, of active ingredient, all percentages by weight being based on total composition.

A diluent or carrier includes water, aqueous polyethylene glycol, magnesium carbonate, magnesium stearate, talc, a sugar (such as lactose), pectin, dextrin, starch, tragacanth, microcrystalline cellulose, methylcellulose, sodium carboxymethyl cellulose or cocoa butter.

A composition of the invention can be in tablet or injectable form. The tablet may additionally comprise a disintegrant and/or may be coated (for example with an enteric coating or coated with a coating agent such as hydroxypropyl methylcellulose).

The invention further provides a process for the preparation of a pharmaceutical composition of the invention which comprises mixing a compound of formula I, or a pharmaceutically acceptable salt thereof, a hereinbefore defined, with a pharmaceutically acceptable diluent or carrier.

An example of a pharmaceutical composition of the invention is an injectable solution containing a compound of the invention, or a pharmaceutically acceptable salt thereof, as hereinbefore defined, and sterile water, and, if necessary, either sodium hydroxide or hydrochloric acid to bring the pH of the final composition to about pH 5, and optionally a surfactant to aid dissolution.

Liquid solution comprising a compound of formula **Ia** or **Ib**, or a salt thereof, dissolved in water.

Solution	<u>mg/mL</u>
Active Compound	5.0% w/v
Pure water	To 100%

MEDICAL USE

Surprisingly, it has been found that the compounds defined in the present invention, as a free base or a pharmaceutically acceptable salt thereof, are well suited for inhibiting glycogen synthase kinase-3 (GSK3). Accordingly, the compounds of the present invention are expected to be useful in the prevention and/or treatment of conditions associated with glycogen synthase kinase-3 activity, i.e. the compounds may be used to produce an inhibitory effect of GSK3 in mammals, including man, in need of such prevention and/or treatment.

GSK3 is highly expressed in the central and peripheral nervous system and in other tissues. Thus, it is expected that compounds of the invention are well suited for the prevention and/or treatment of conditions associated with glycogen synthase kinase-3 in the central and peripheral nervous system. In particular, the compounds of the invention are expected to be suitable for prevention and/or treatment of conditions associated with especially, dementia, Alzheimer's Disease, Parkinson's Disease, Frontotemporal dementia Parkinson's Type, Parkinson dementia complex of Guam, HIV dementia, diseases with associated neurofibrillar tangle pathologies and dementia pugilistica.

Other conditions are selected from the group consisting of amyotrophic lateral sclerosis, corticobasal degeneration, Down syndrome, Huntington's Disease, postencephalatic parkinsonism, progressive supranuclear palsy, Pick's Disease, Niemann-Pick's Disease, stroke, head trauma and other chronic neurodegenerative diseases, Bipolar Disease, affective disorders, depression, schizophrenia, cognitive disorders, hair loss and contraceptive medication.

Further conditions are selected from the group consisting predemented states, Mild Cognitive Impairment, Age-Associated Memory Impairment, Age-Related Cognitive Decline, Cognitive Impairment No Dementia, mild cognitive decline, mild neurocognitive

decline, Late-Life Forgetfulness, memory impairment and cognitive impairment, vascular dementia, dementia with Lewy bodies and androgenetic alopecia.

One embodiment of the invention relates to the prevention and/or treatment of dementia and Alzheimer's Disease.

5

The dose required for the therapeutic or preventive treatment of a particular disease will necessarily be varied depending on the host treated, the route of administration and the severity of the illness being treated.

10

The present invention relates also to the use of a compound of formula **Ia** or **Ib** as defined hereinbefore, in the manufacture of a medicament for the prevention and/or treatment of conditions associated with glycogen synthase kinase-3.

15

In the context of the present specification, the term "therapy" also includes "prevention" unless there are specific indications to the contrary. The terms "therapeutic" and "therapeutically" should be construed accordingly.

20

The invention also provides for a method of treatment and/or prevention of conditions associated with glycogen synthase kinase-3 comprising administering to a mammal, including man in need of such treatment and/or prevention a therapeutically effective amount of a compound of formula **Ia** or **Ib**, as hereinbefore defined.

NON-MEDICAL USE

25

In addition to their use in therapeutic medicine, the compounds of formula **Ia** or **Ib** as a free base or a pharmaceutically acceptable salt thereof, are also useful as pharmacological tools in the development and standardisation of *in vitro* and *in vivo* test systems for the evaluation of the effects of inhibitors of GSK3 related activity in laboratory animals such as cats, dogs, rabbits, monkeys, rats and mice, as part of the search for new therapeutics agents.

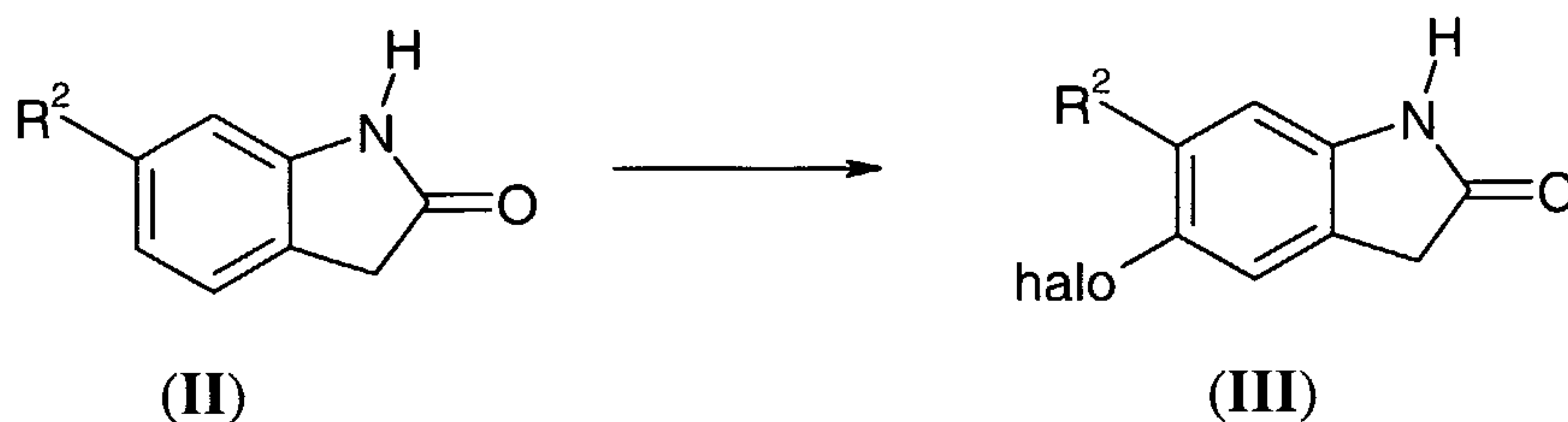
METHODS OF PREPARATION

The present invention also relates to processes for preparing the compound of formula **Ia** or **Ib**. Throughout the following description of such processes it is understood that, where appropriate, suitable protecting groups will be added to, and subsequently removed from the various reactants and intermediates in a manner that will be readily understood by one skilled in the art of organic synthesis. Conventional procedures for using such protecting groups as well as examples of suitable protecting groups are for example described in "Protective Groups in Organic Synthesis", T.W. Greene, P.G.M Wutz, Wiley-Interscience, New York, 1999.

Preparation of Intermediates

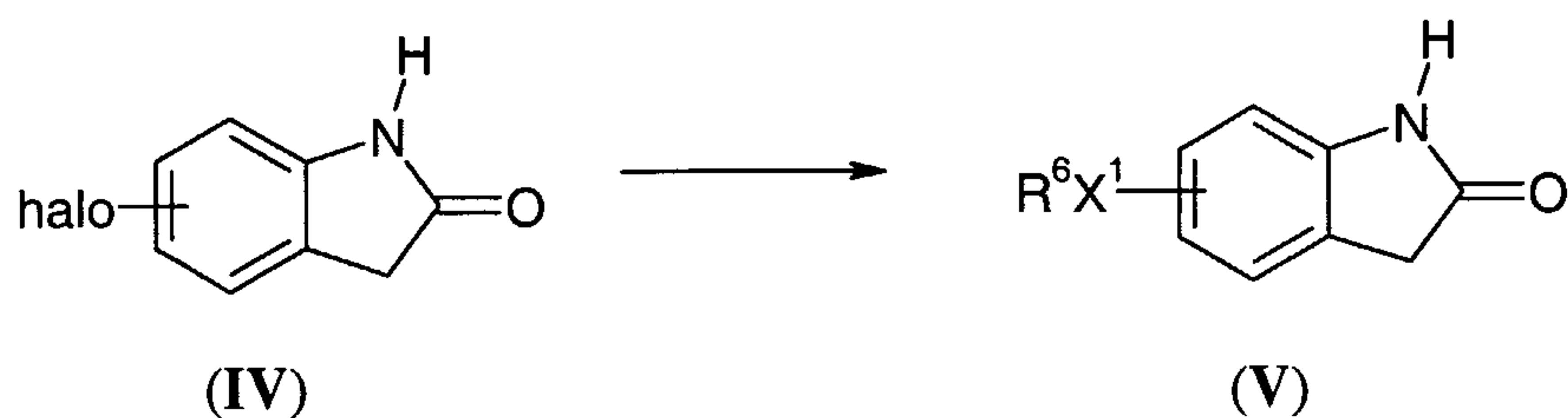
The process, wherein halo is halogen, R^3 , R^4 , R^5 , R^6 , X^1 , n and m , unless otherwise specified, are as defined hereinbefore, comprises,

(i) halogenation of a compound of formula **II**,



wherein R^2 is halogen, to obtain a compound of formula **III**, wherein halo is halogen e.g. bromine, chlorine or iodine, may be performed by an aromatic electrophilic substitution using a suitable halogenation agent such as Br_2 , Cl_2 , I_2 , ICl , SO_2Cl_2 or another suitable halogenation agent such as *N*-bromosuccinimid in an appropriate solvent such as acetonitrile, acetic acid, HCl /ethanol or water, with or without a suitable base e.g. an alkali metal acetate such as sodium acetate, at a reaction temperature between $-20\text{ }^\circ\text{C}$ and room temperature.

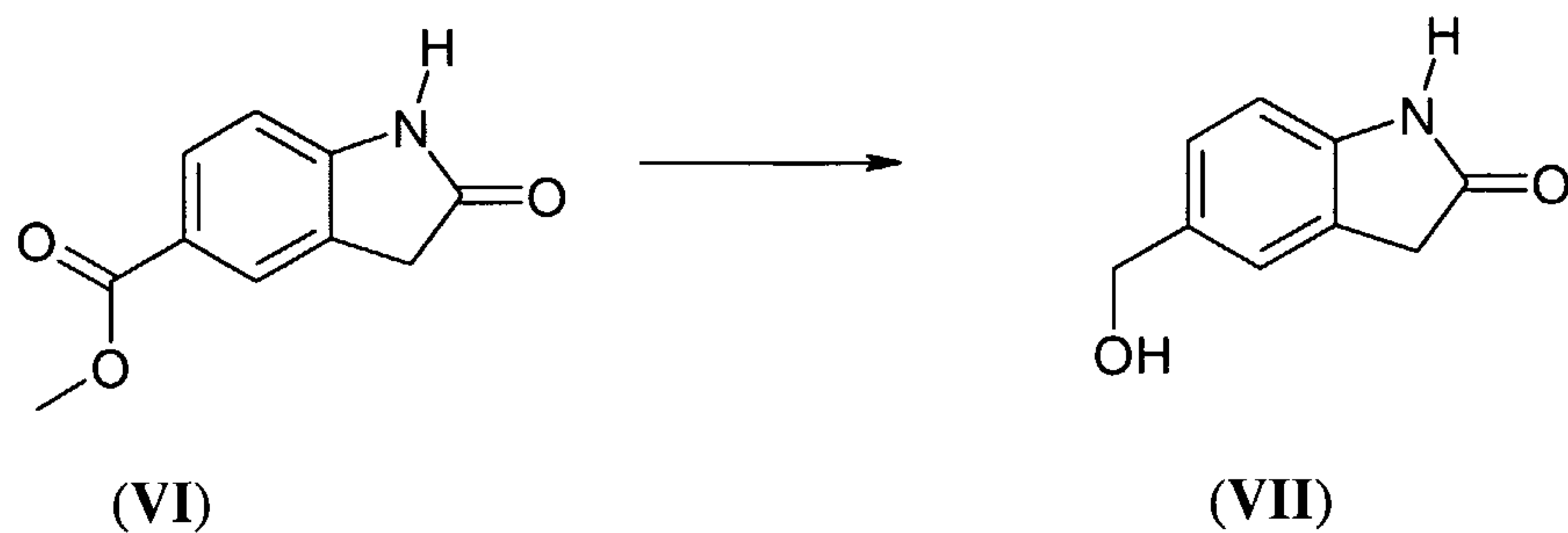
(ii) conversion of a compound of formula **IV**, wherein halo is a halogen, e.g. bromine or iodine, to obtain a compound of formula **V**, wherein X^1 is a direct bond and R^6 is as defined above,



10 that may be carried out by reaction with a suitable tin reagent such as a trialkyltin- R^6 reagent e.g. tributyltin- R^6 in the presence of a suitable catalyst such as bis(triphenylphosphine)palladium(II) chloride, tetrakis(triphenylphosphine)palladium(0) or bis(triphenylphosphine)palladium(II) acetate in a suitable solvent such as tetrahydrofuran, acetonitrile, toluene or *N,N*-dimethylformamide and at a temperature range between 25 °C and reflux. The reaction may be aided by the presence of tetraethyl ammonium chloride.

(iii) reduction of a compound of formula **VI** to obtain a compound of formula **VII**,

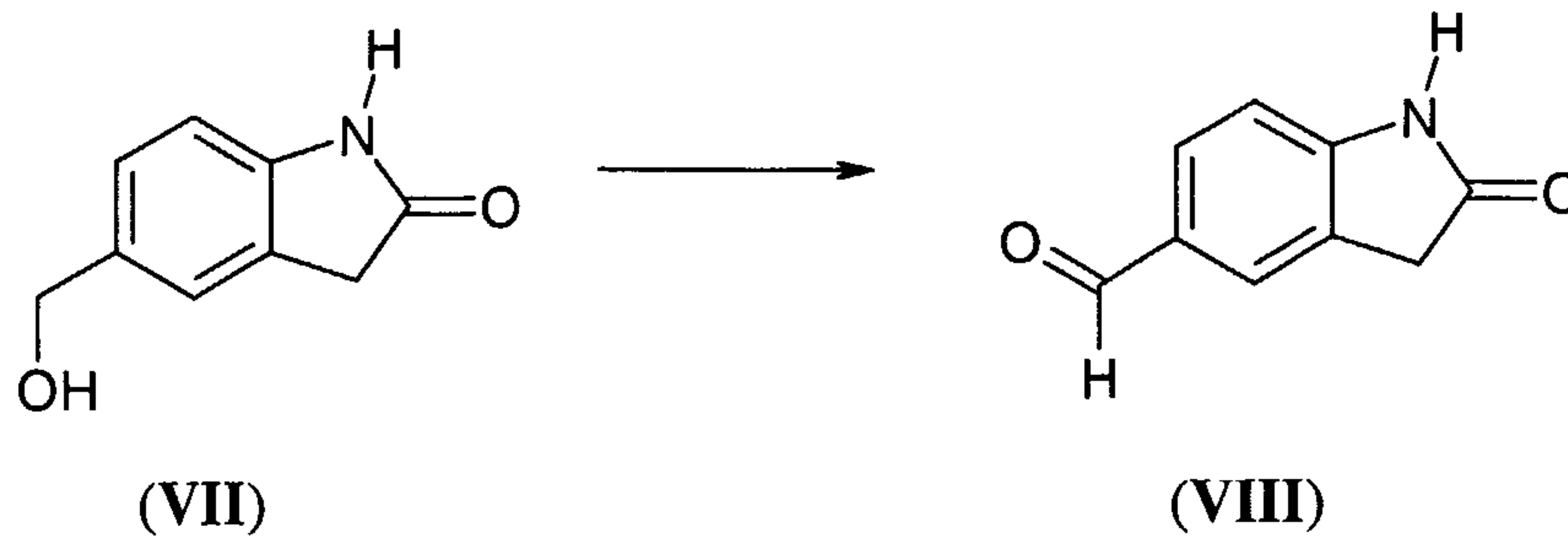
15



20 that may be carried out in a suitable solvent such as toluene, tetrahydrofuran, diethyl ether or a mixture of tetrahydrofuran and an alcohol such as methanol or ethanol in the presence of a suitable reducing reagent such as lithium borohydride or sodium borohydride and at a reaction temperature between 0 °C and reflux.

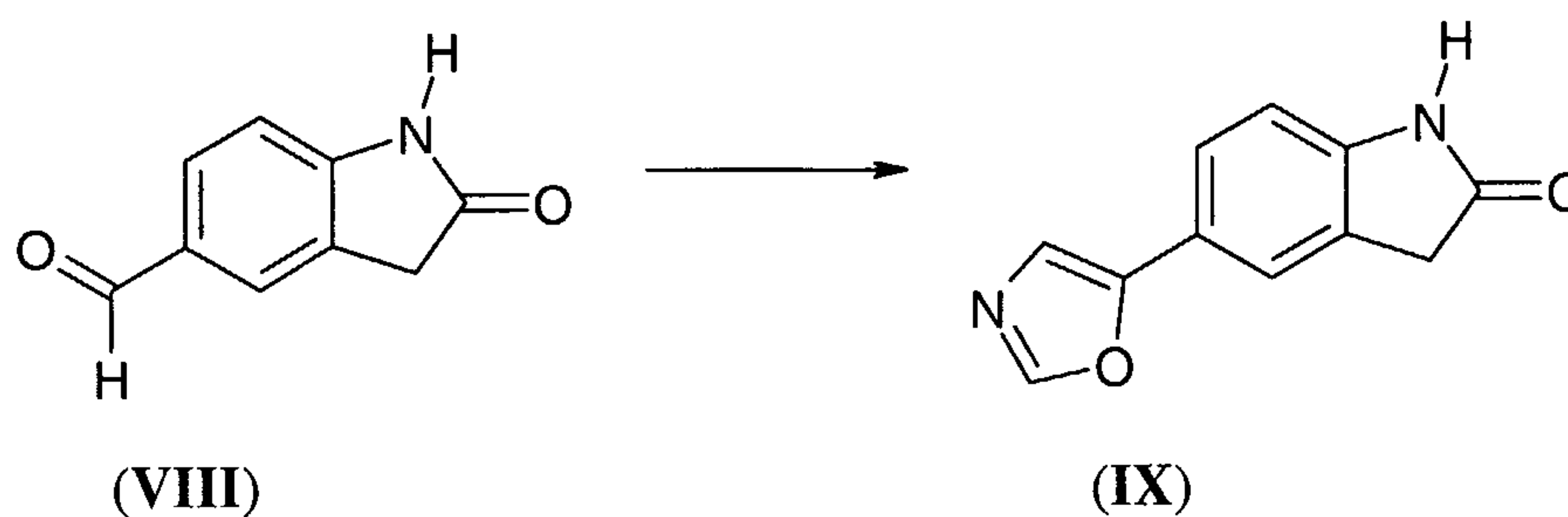
(iv) oxidation of a compound of formula **VII** to obtain a compound of formula **VIII**,

21



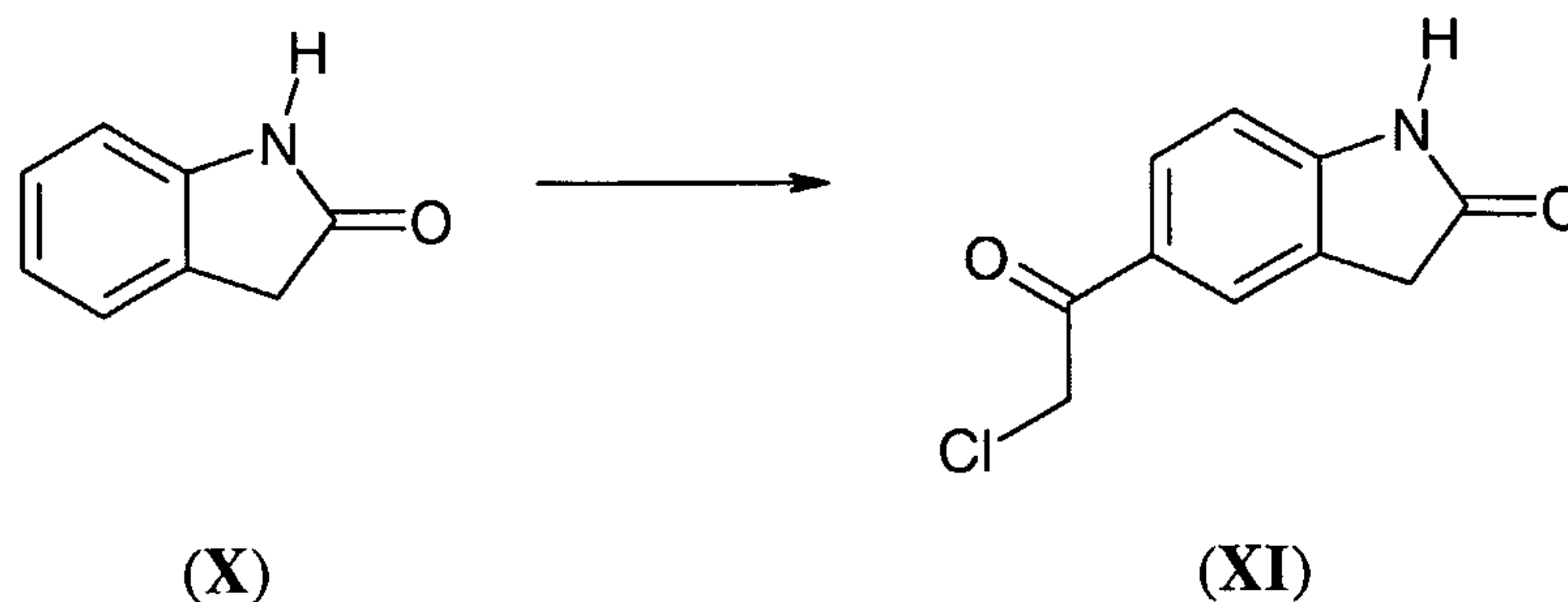
that may be carried out in a suitable solvent such as chloroform, tetrahydrofuran or pyridine in the presence of a suitable oxidizing reagent such as chromium(VI) oxide or manganese(IV) oxide and at a reaction temperature between 0 °C and +100 °C.

(v) conversion of a compound of formula VIII to obtain a compound of formula IX,



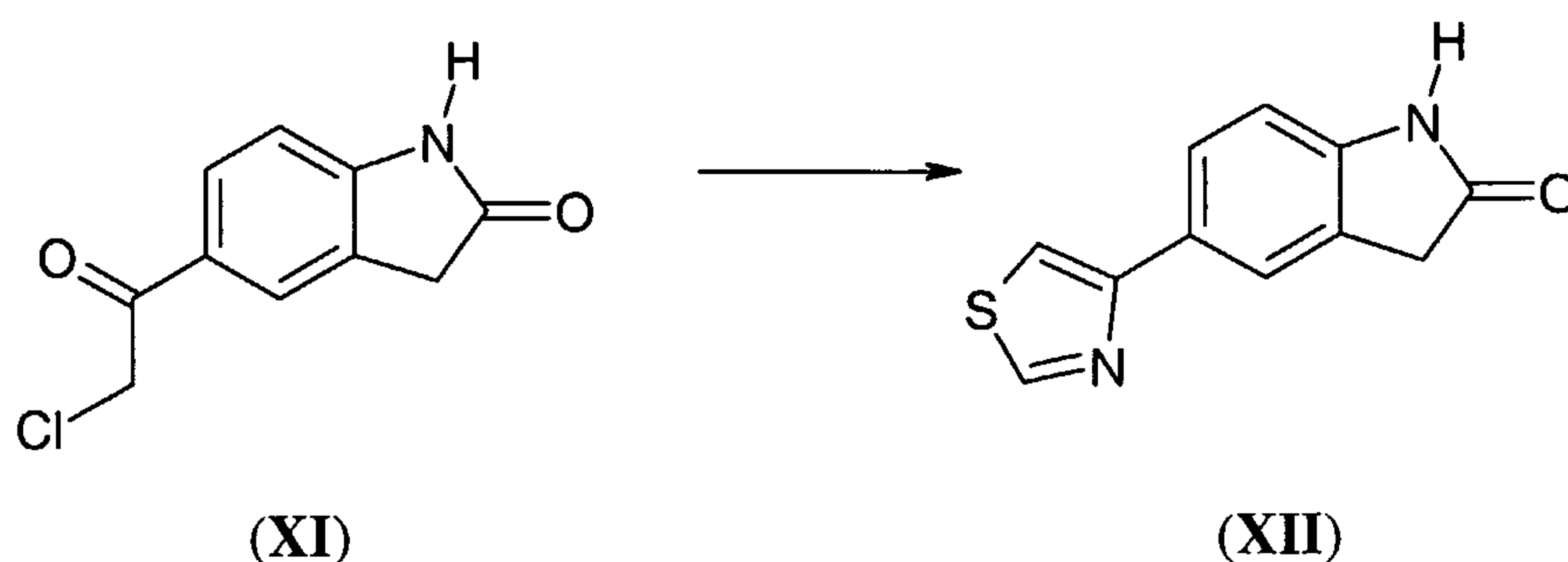
that may be carried out in a suitable solvent such as an alcohol e.g. methanol in the presence of a suitable reagent such as tosylmethyl isocyanide and a suitable base such as potassium carbonate or sodium carbonate and at a reaction temperature between 0 °C and reflux.

(vi) conversion of a compound of formula X to obtain a compound of formula XI,



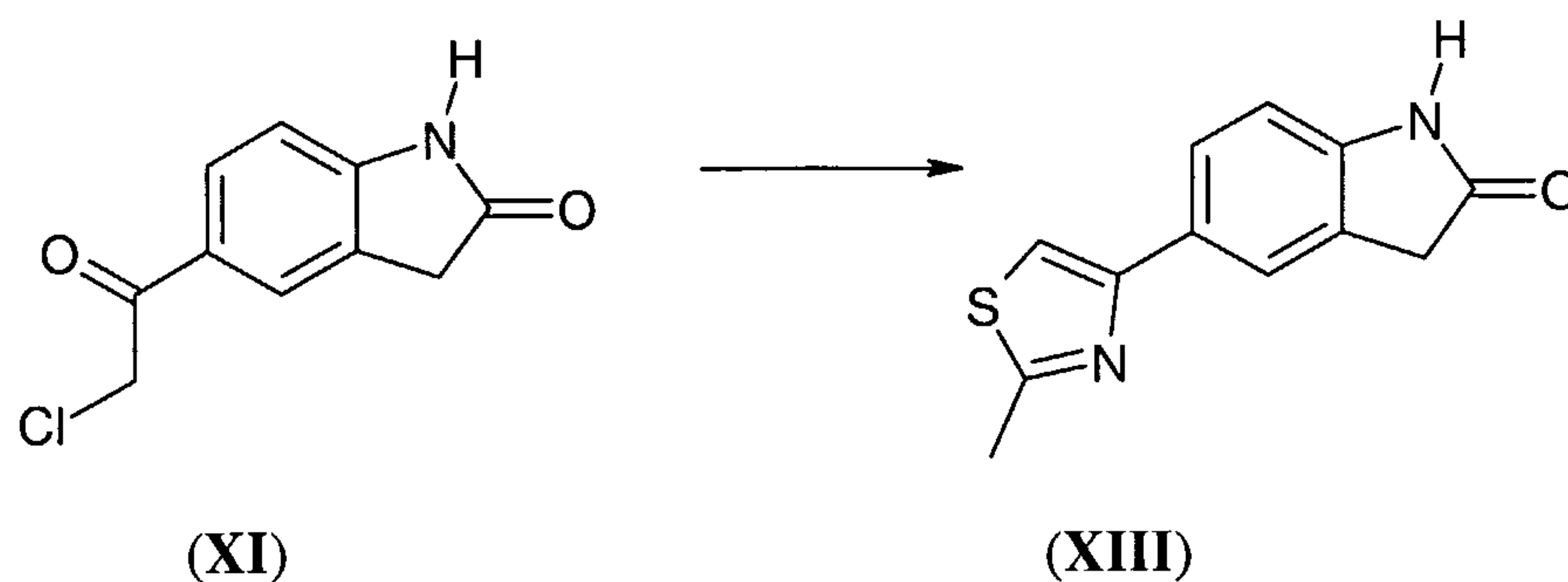
that may be carried out in a suitable solvent such as carbon disulfide in the presence of suitable reagents such as aluminum trichloride and chloroacetyl chloride and at a reaction temperature between 0 °C and reflux.

(vii) Conversion of a compound of formula **XI** to obtain a compound of formula **XII**,



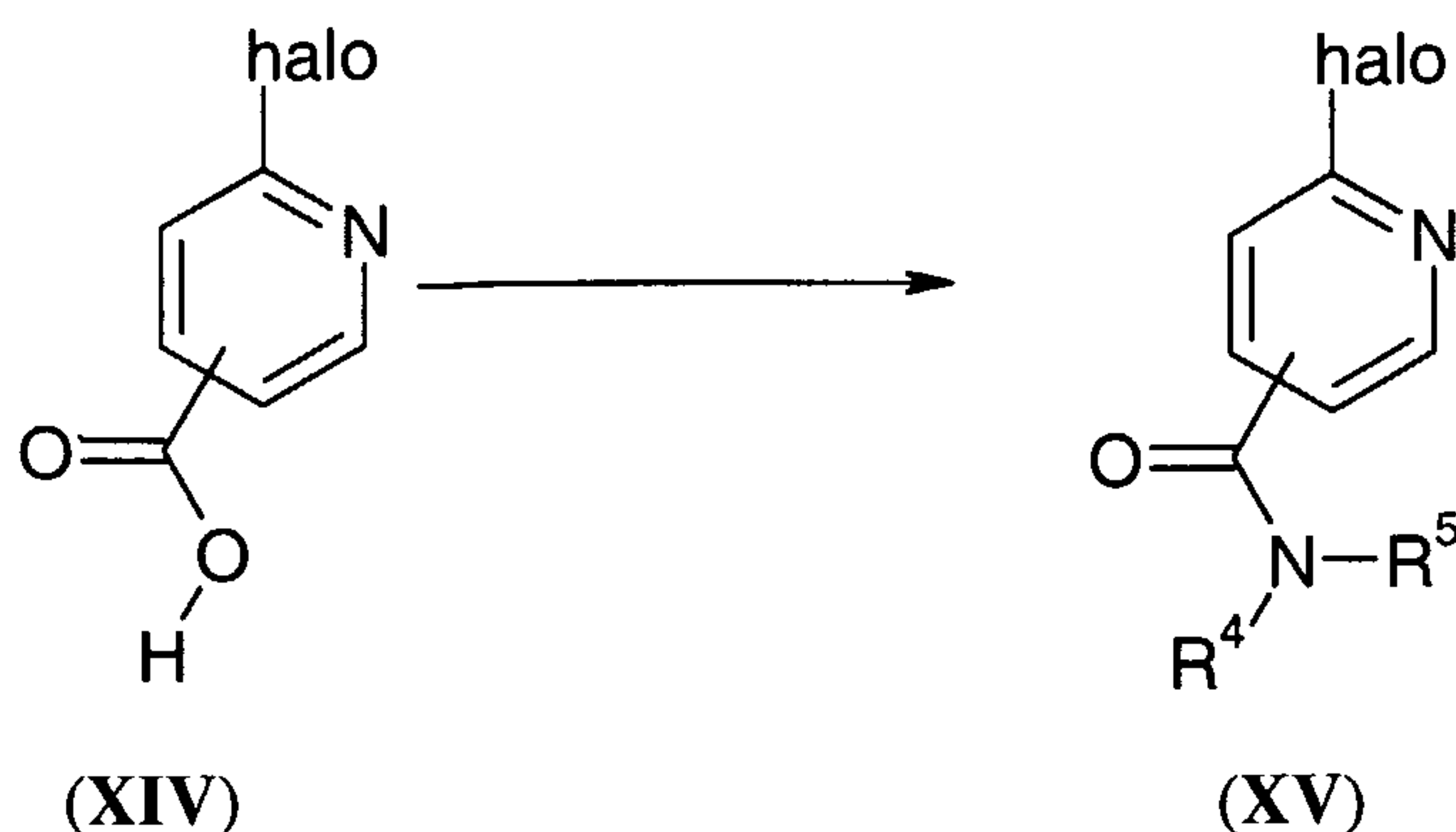
that may be carried out in a suitable solvent such as toluene, dioxane or tetrahydrofuran in the presence of a suitable reagent such as thioformamide and a suitable base such as a trialkylamine e.g triethylamine, or potassium carbonate and at a reaction temperature between +25 °C and reflux.

(viii) conversion of a compound of formula **XI** to obtain a compound of formula **XIII**,



that may be carried out in a suitable solvent such as acetic acid in the presence of a suitable reagent such as thioacetamide and at a reaction temperature between +25 °C and reflux.

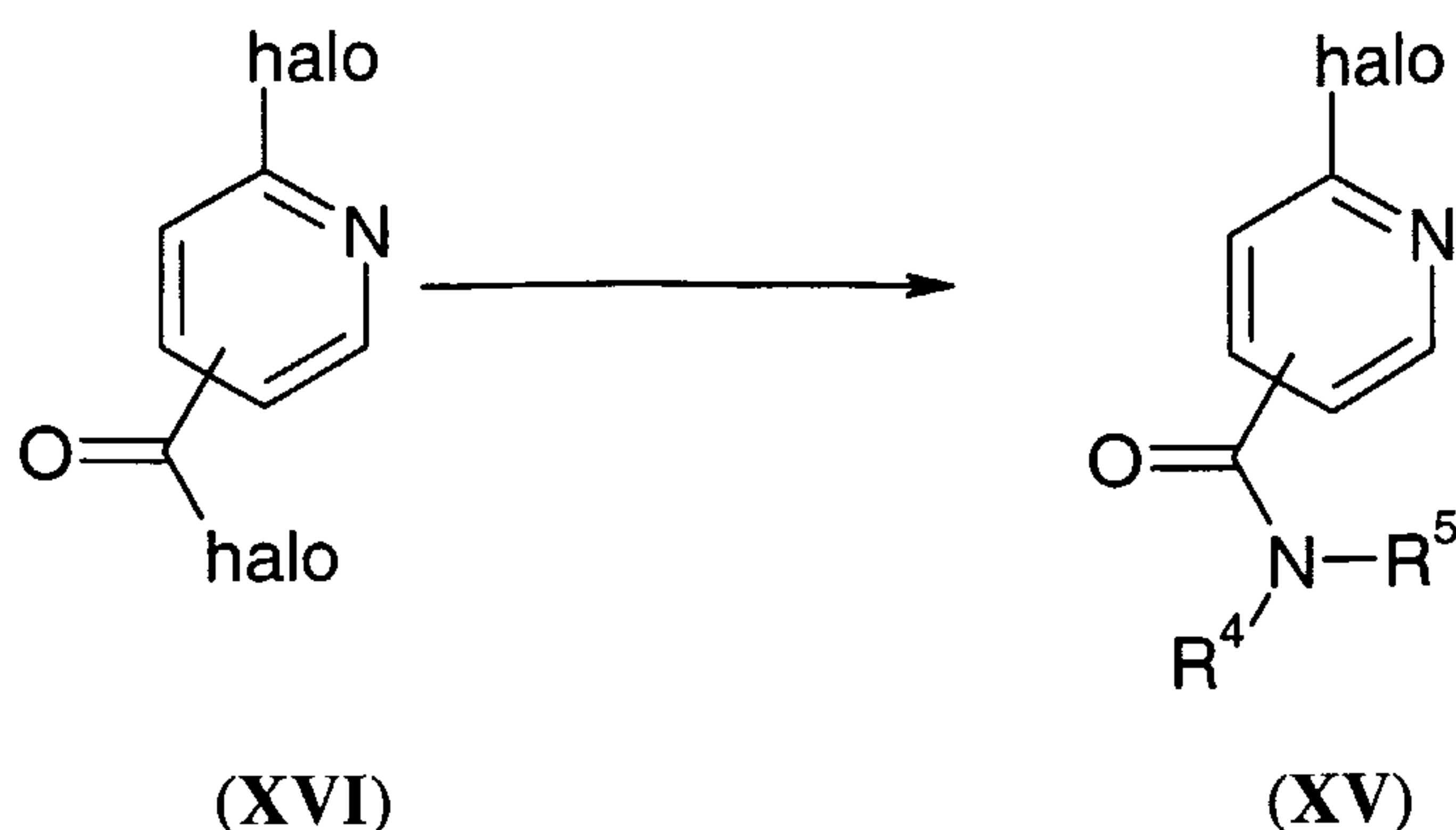
(ix) conversion of a compound of formula **XIV**, wherein halo is halogen e.g. fluorine, chlorine or bromine, to a compound of formula **XV** may be carried out by



activation of the acid function in a compound of formula **XIV**, with

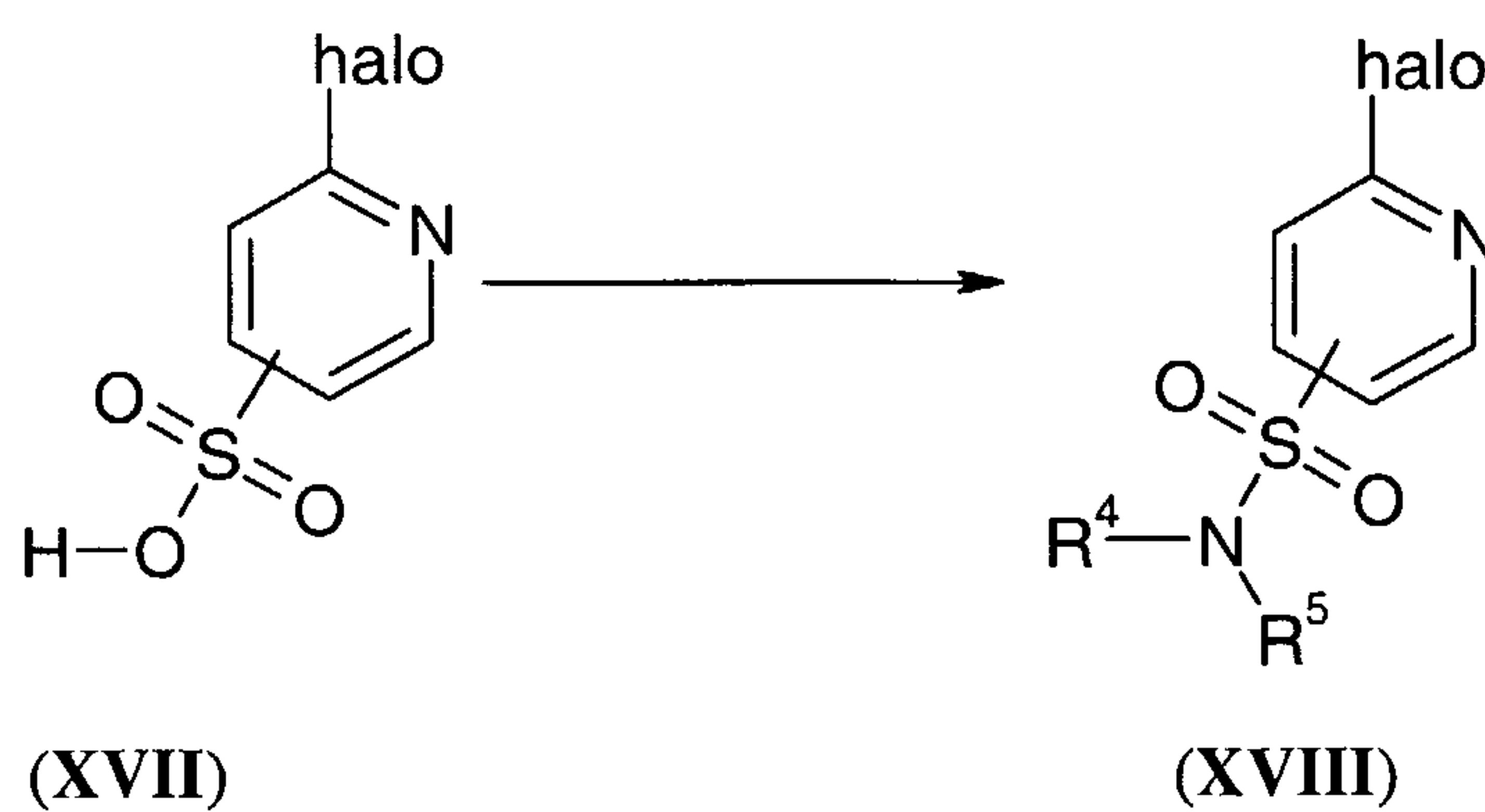
- 5 a) a halogenation reagent such as thionyl chloride or oxalyl chlorid in a suitable solvent such as methylene chloride, chloroform or toluene or using the reagent neat and the reaction may occur at a temperature between 0 °C and +80 °C, followed by the reaction with the appropriate amine R^4R^5NH in a suitable solvent such as methylene chloride, chloroform, toluene or acetonitrile with or without a suitable base such as an
- 10 alkali metal, an alkaline earth metal carbonate or hydroxide such as sodium carbonate, potassium carbonate, calcium carbonate, sodium hydroxide or potassium hydroxide or an alkylamine base such as triethylamine and the reaction may occur at a temperature between -20 °C and +80 °C, or
- b) a suitable coupling reagent such as 1,3-diisopropylcarbodiimide, 1-[3-
- 15 (dimethylamino)propyl]-3-ethylcarbodiimide hydrochloride, 1,3-dicyclohexylcarbodiimide, O-(benzotriazol-1-yl)-*N, N, N', N'*-tetramethyluronium tetrafluoroborate, O-(benzotriazol-1-yl)-*N, N, N', N'*-tetramethyluronium hexafluorophosphate, 1,1'-carbonyldiimidazole or O-(7-azabenzotriazol-1-yl)-*N, N, N', N'*-tetramethyluronium hexafluorophosphate where the reaction may be aided by the addition
- 20 of 1-hydroxybenzotriazole hydrate and in a suitable solvent such as methylene chloride, *N, N*-dimethylformamide or tetrahydrofuran and the reaction may occur at a temperature between +20 °C and +130 °C, followed by addition of the appropriate amine R^4R^5NH and at a reaction temperature between +20 °C and +130 °C.

- 25 (x) conversion of a compound of formula **XVI**, wherein halo is halogen e.g. fluorine, chlorine or bromine, to a compound of formula **XV** may be carried out by



the reaction with the appropriate amine R^4R^5NH in a suitable solvent such as methylene chloride, chloroform, toluene or acetonitrile with or without a suitable base such as sodium carbonate, potassium carbonate, calcium carbonate, sodium hydroxide or potassium hydroxide or an alkylamine base such as triethylamine, the reaction may occur at a temperature between $-20\text{ }^\circ\text{C}$ and $+80\text{ }^\circ\text{C}$.

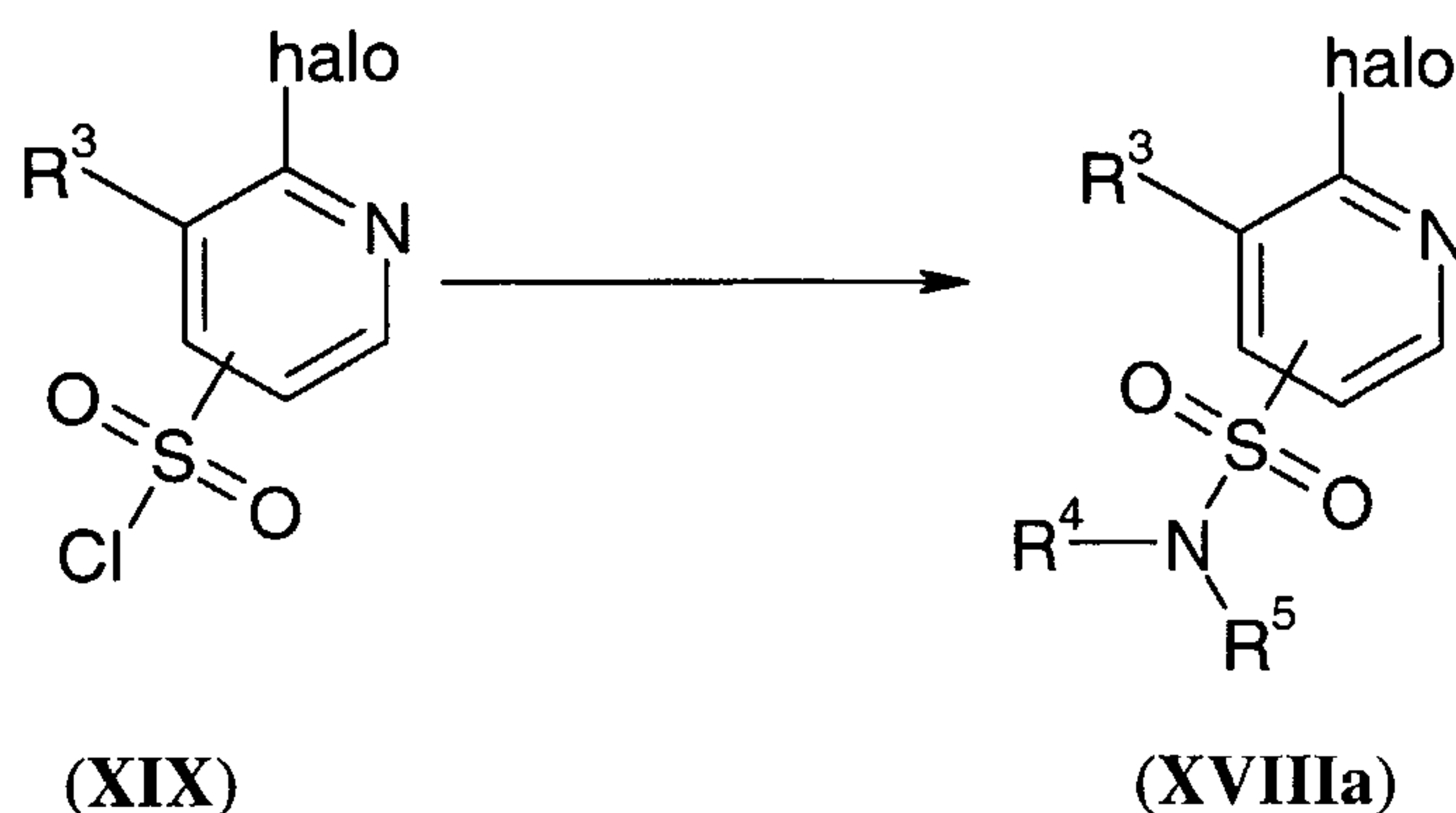
(xi) Conversion of a compound of formula **XVII**, wherein halo is halogen e.g. fluorine, chlorine or bromine, to a compound of formula **XVIII** may be carried out by



activation of the sulfonic acid function in the compound of formula **XVII** with a suitable halogenating reagent such as thionyl chloride or phosphorus oxychloride in a suitable solvent such as methylene chloride, chloroform, acetonitrile or toluene, and sulfolane may be added as a co-solvent to facilitate the reaction. A catalytic amount of *N,N*-dimethylacetamide may speed up the reaction and the reaction may occur at a temperature between $0\text{ }^\circ\text{C}$ and $+120\text{ }^\circ\text{C}$, followed by the reaction with the appropriate substituted amine R^4R^5NH in a suitable solvent such as methylene chloride, chloroform, toluene or acetonitrile with or without a suitable base such as sodium carbonate, potassium carbonate,

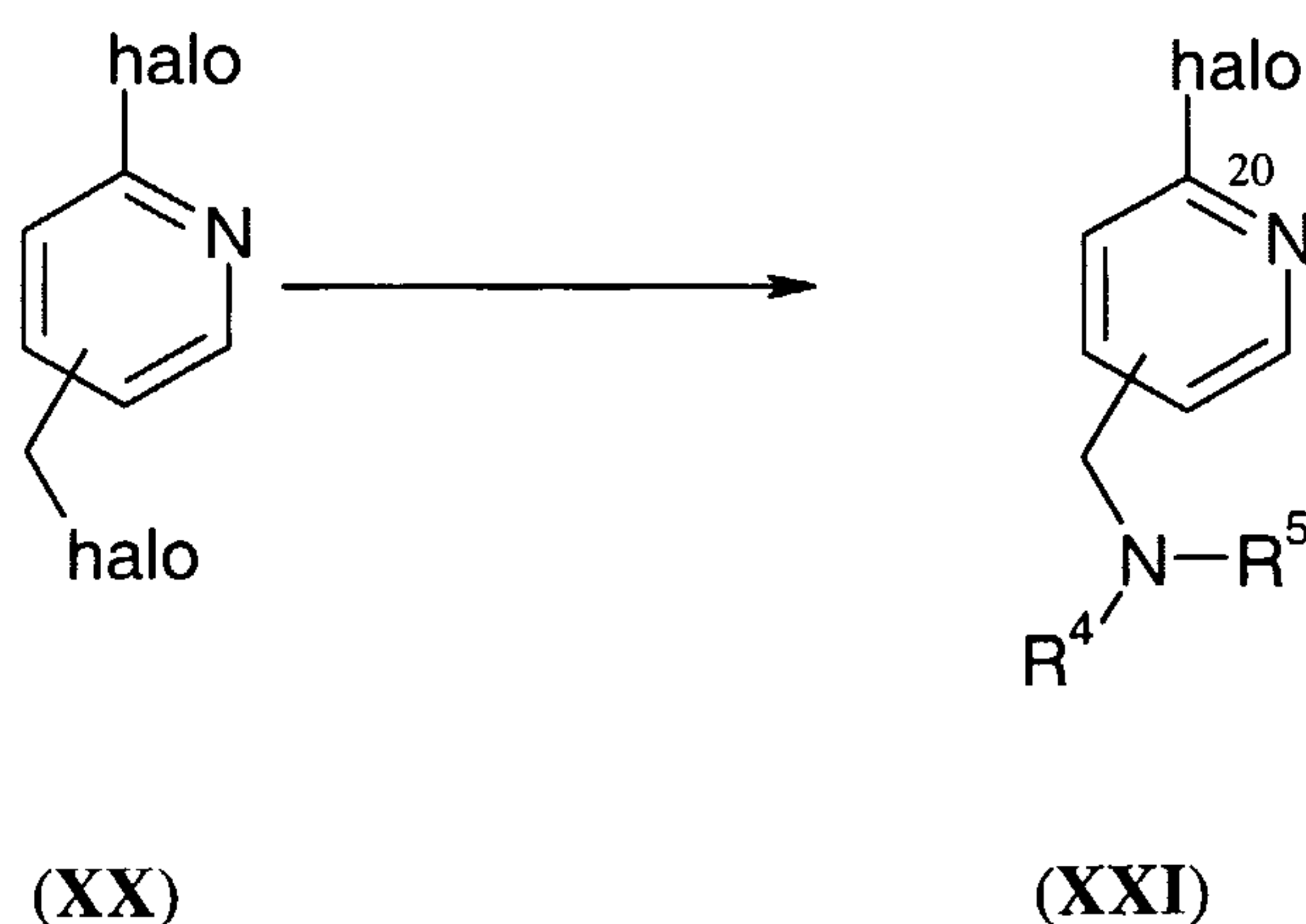
calcium carbonate, sodium hydroxide or potassium hydroxide or an alkylamine base such as triethylamine and the reaction may occur at a temperature between -20 °C and +80 °C.

(xii) conversion of a compound of formula **XIX**, wherein halo is halogen e.g. fluorine, chlorine or bromine and R³ is hydrogen or a halogen e.g. fluorine, chlorine or bromine, to a compound of formula **XVIIIa** may be carried out by



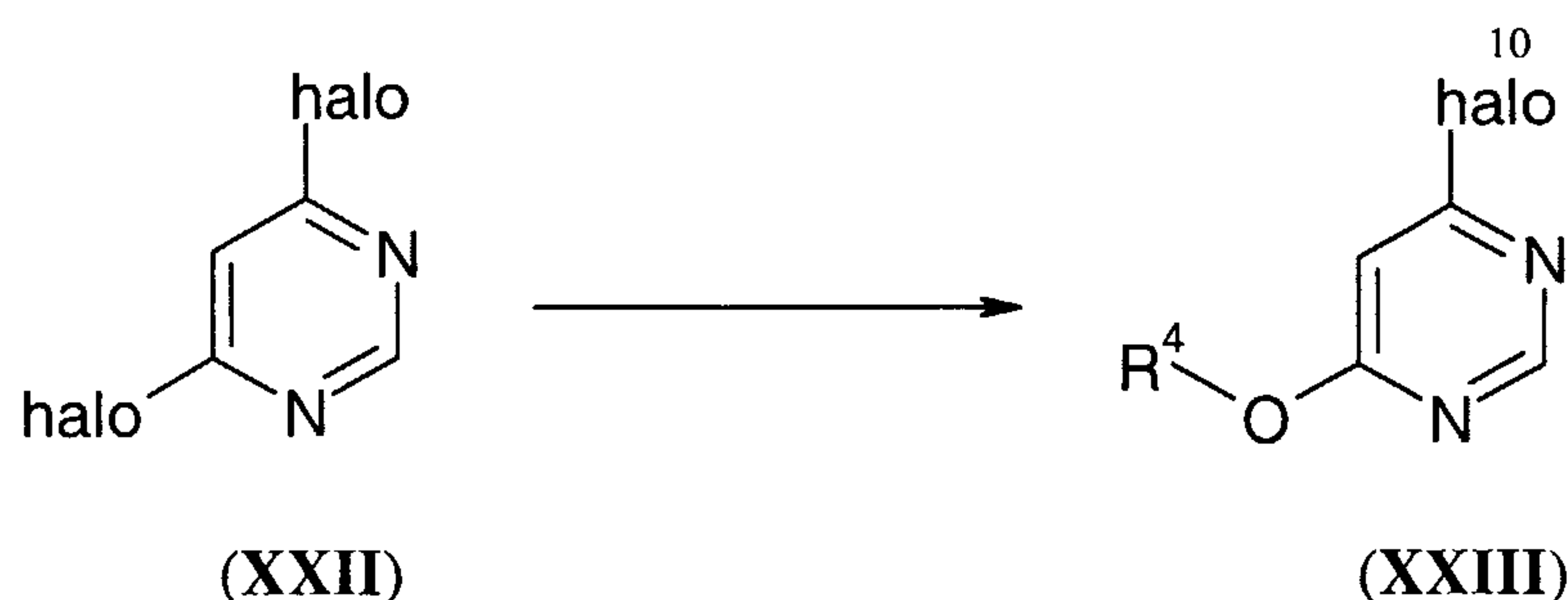
the reaction with the appropriate amine R⁴R⁵NH in a suitable solvent such as methylene chloride, chloroform, toluene or acetonitrile with or without a suitable base such as sodium carbonate, potassium carbonate, calcium carbonate, sodium hydroxide or potassium hydroxide or an alkylamine base such as triethylamine and the reaction may occur at a temperature between -20 °C and +80 °C.

(xiii) reaction of a compound of formula **XX**, wherein halo is halogen, to a compound of formula **XXI** may be carried out by



the reaction with an appropriate amine R^4R^5NH in a suitable solvent such as methylene chloride, chloroform, acetonitrile or *N,N*-dimethylformamide with or without a suitable base such as sodium carbonate, potassium carbonate, calcium carbonate, sodium hydroxide or potassium hydroxide or an alkylamine base such as triethylamine and the reaction may occur at a temperature between 0 °C and + 120 °C.

(xiv) reaction of a compound of formula **XXII**, wherein halo is halogen e.g. fluorine chlorine, bromine, to a compound of formula **XXIII** may be carried out by



15

the reaction with an appropriate reagent R^4OH in a suitable solvent such as acetonitrile, methylene chloride, chloroform, toluene or *N,N*-dimethylformamide in the presence of a suitable base such as sodium carbonate, potassium carbonate, calcium carbonate, sodium hydroxide, potassium hydroxide or sodium hydride or an alkylamine base such as triethylamine and the reaction may occur at a temperature between 0 °C and +80 °C.

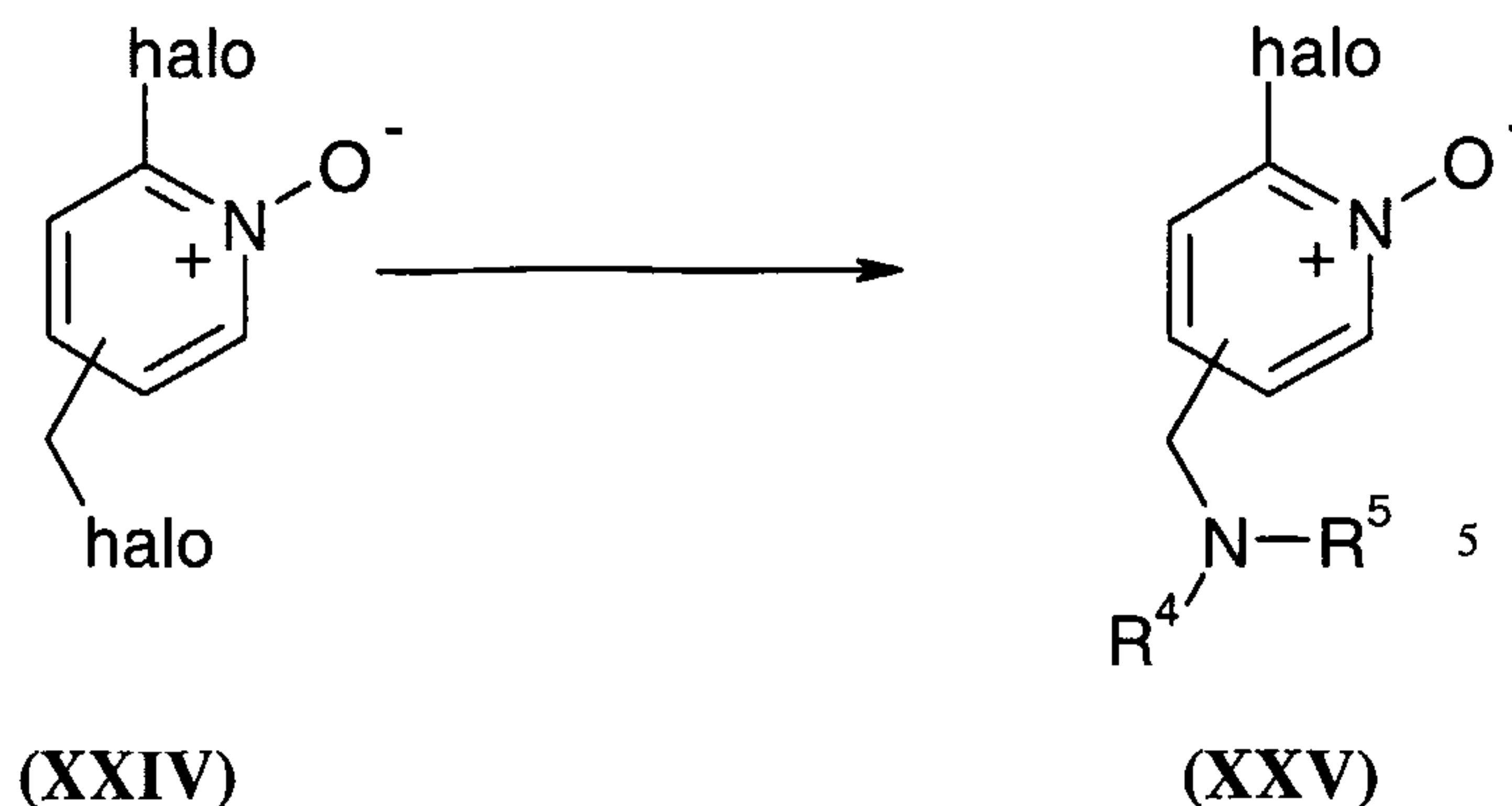
20

(xv) Conversion of a compound of formula **XXIV**, wherein halo is halogen e.g. fluorine, chlorine, bromine, to a compound of formula **XXV** may be carried out by

25

30

27

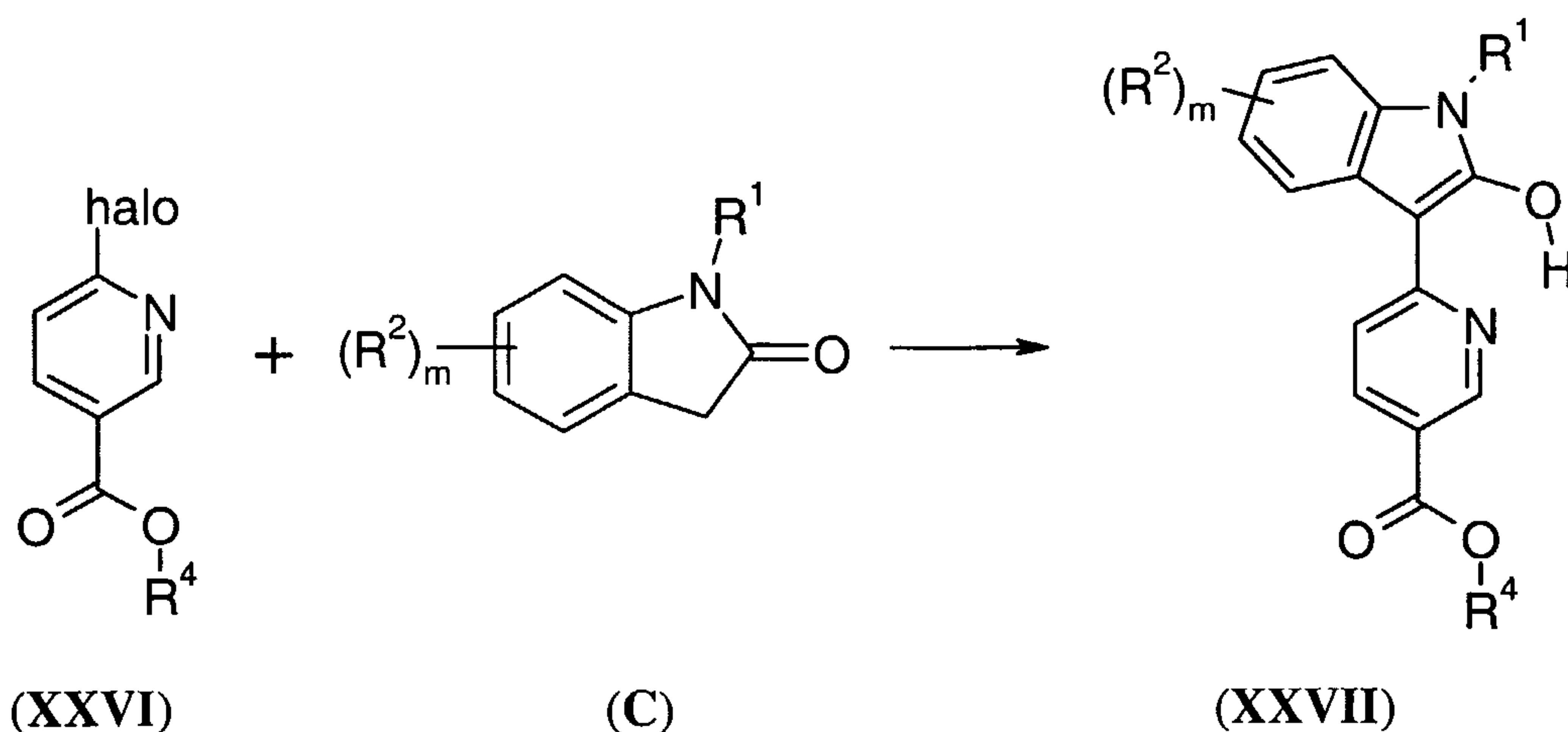


10 reacting a compound of formula **XXIV** with an appropriate amine R^4R^5NH in a suitable solvent such as methylene chloride, chloroform, acetonitrile or *N,N*-dimethylformamide with or without a suitable base such as sodium carbonate, potassium carbonate, calcium carbonate, sodium hydroxide or potassium hydroxide or, an alkylamine base such as triethylamine or, a macroporous polystyrene anion-exchange resin such as MP-Carbonate or, a cross linked polystyrene-co-divinylbenzene such as PS-diisopropylethylamine and the

15 reaction may occur at a temperature between 0 °C and + 120 °C.

(xvi) reacting a compound of formula **XXVI**, wherein R^4 is C_{1-6} alkyl and halo is a halogen, e.g. fluorine, chlorine or bromine, with a compound of formula **C** (wherein R^2 and m are as defined above e.g. compounds of formula **III**, **V**, **IX**, **XII** or **XIII**) to form a compound of

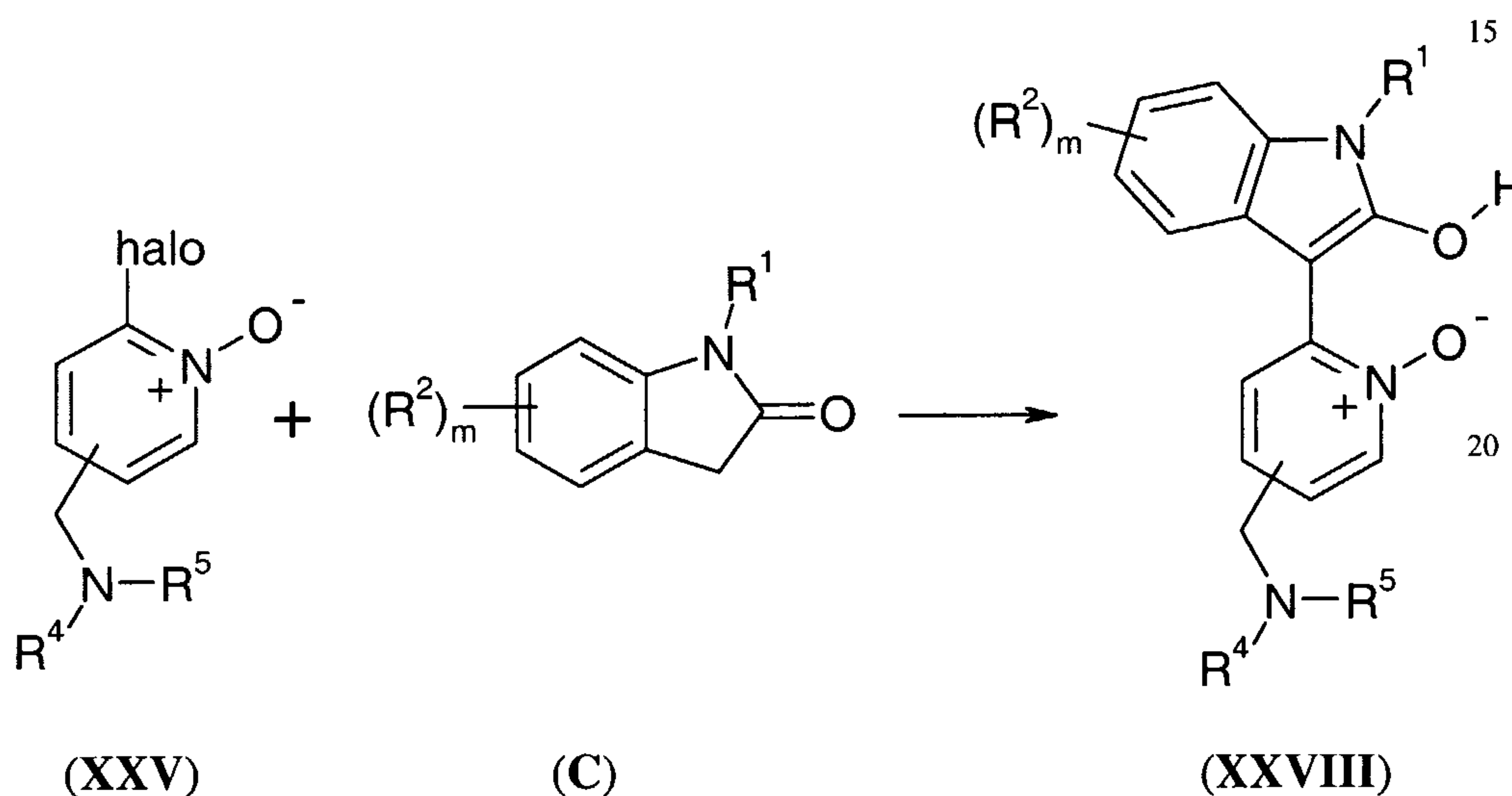
20 formula **XXVII**,



25

may be carried out in an appropriate solvent such as an ether e.g. tetrahydrofuran or 1,4-dioxan, an aromatic hydrocarbon solvent such as toluene or a dipolar aprotic solvent such as *N,N*-dimethylformamide, *N,N*-dimethylacetamide, *N*-methylpyrrolidin-2-one or dimethylsulphoxide and the reaction may occur at a temperature between +10 °C and +150 °C.

The reaction is advantageously effected in the presence of a base. A suitable base may be an organic amine base such as pyridine, 2,6-lutidine, collidine, 4-dimethylaminopyridine, triethylamine, morpholine, *N*-methylmorpholine, diazabicyclo[5.4.0]undec-7-ene, tetramethylguanidine or an alkali metal or an alkaline earth metal carbonate or hydroxide such as sodium carbonate, potassium carbonate, calcium carbonate, sodium hydroxide or potassium hydroxide. Alternatively, such a base may be an alkali metal hydride such as sodium hydride, or an alkali metal or alkaline earth metal amide such as sodium amide, sodium bis(trimethylsilyl)amide, potassium amide or potassium bis(trimethylsilyl)amide.



25

(xvii) reacting a compound of formula **XXV**, wherein halo is a halogen, e.g. fluorine, chlorine or bromine, with a compound of formula **C** (wherein R^2 and m are as defined above e.g. compounds of formula **III**, **V**, **IX**, **XII** or **XIII**), to form a compound of formula **XXVIII**, may be carried out in an appropriate solvent such as an ether e.g. tetrahydrofuran or 1,4-dioxan, an aromatic hydrocarbon solvent such as toluene or a dipolar aprotic solvent such as *N,N*-dimethylformamide, *N,N*-dimethylacetamide, *N*-methylpyrrolidin-2-one or

30

dimethylsulphoxide and the reaction may occur at a temperature between +10 °C and +150 °C.

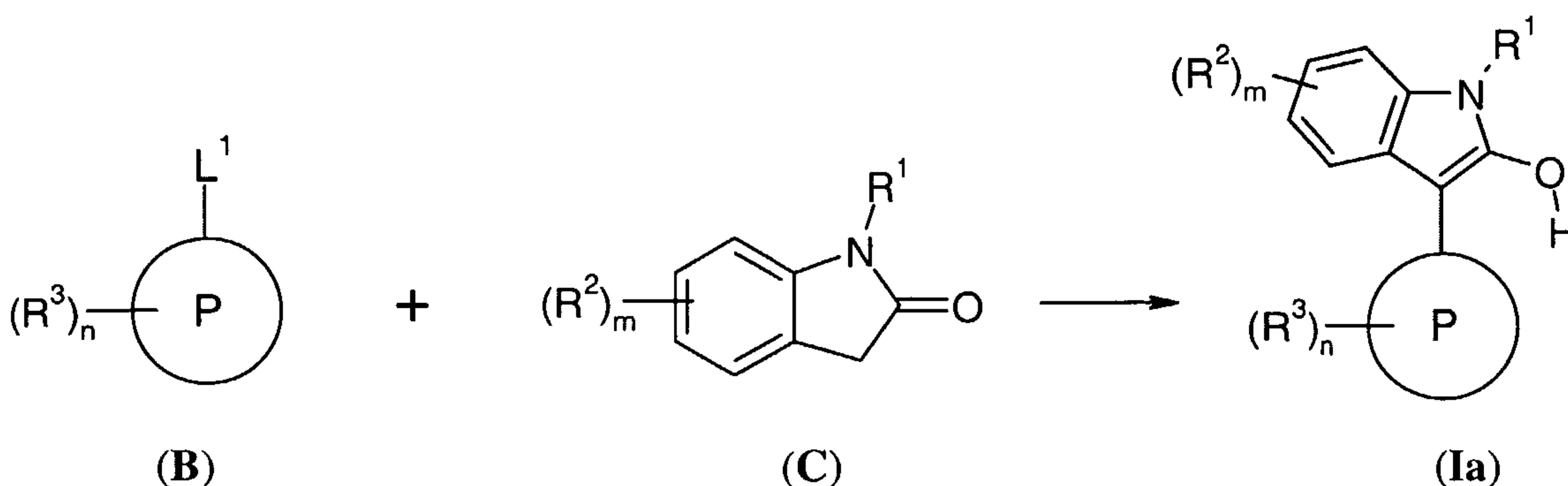
The reaction is advantageously effected in the presence of a base. A suitable base may be an organic amine base such as pyridine, 2,6-lutidine, collidine, 4-dimethylaminopyridine, triethylamine, morpholine, *N*-methyldmorpholine, diazabicyclo[5.4.0]undec-7-ene, tetramethylguanidine or an alkali metal or an alkaline earth metal carbonate or hydroxide such as sodium carbonate, potassium carbonate, calcium carbonate, sodium hydroxide or potassium hydroxide. Alternatively, such a base may be an alkali metal hydride such as sodium hydride, or an alkali metal or alkaline earth metal amide such as sodium amide, sodium bis(trimethylsilyl)amide, potassium amide or potassium bis(trimethylsilyl)amide.

Methods of Preparation of End products

Another object of the invention are processes **a**, **b**, **c**, **d** and **e** for the preparation of compounds of general formula **Ia** and **Ib**, wherein halo is halogen, P, R¹, R², R³, R⁴, R⁵, m and n, unless otherwise specified, are defined as hereinbefore, and salts thereof.

These processes comprise;

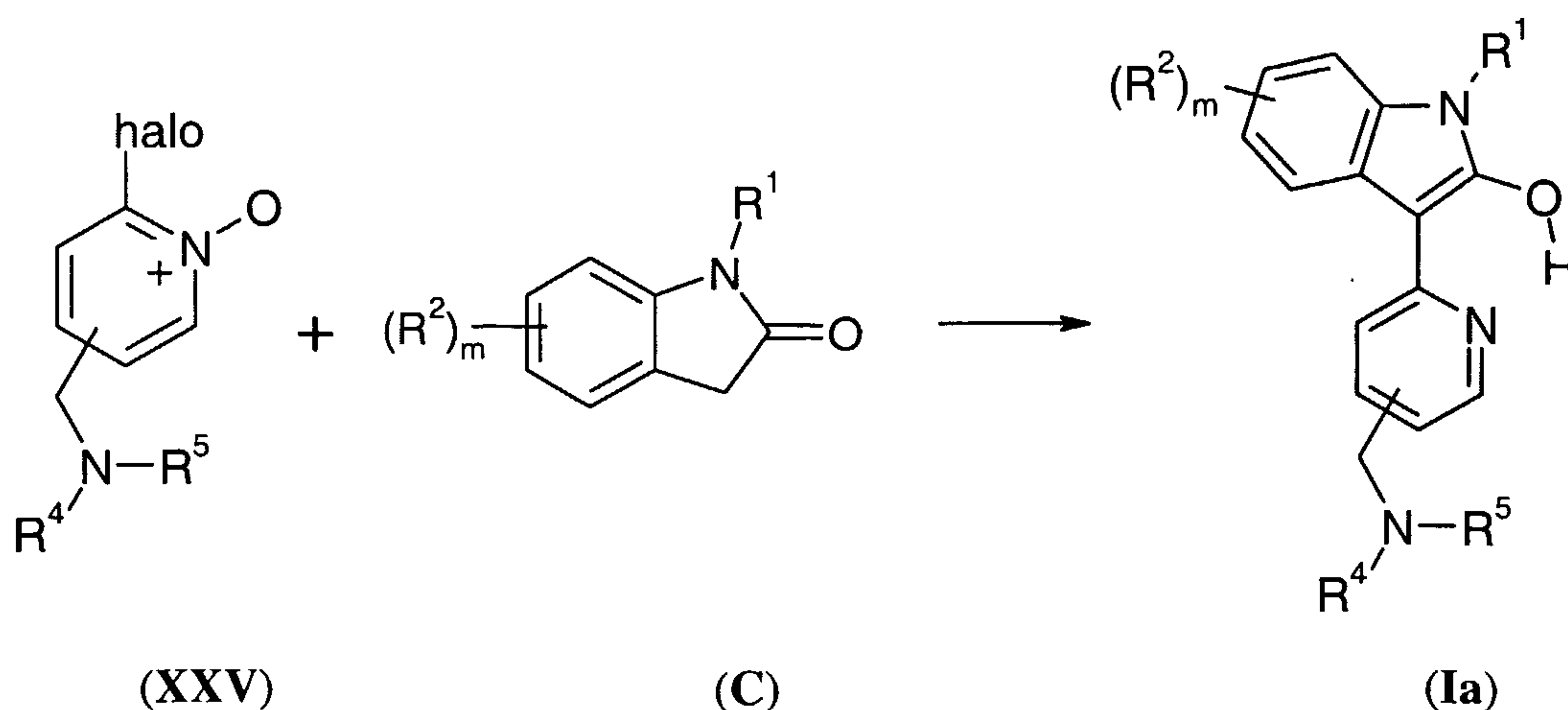
a) reacting a compound of formula **B** (**XV**, **XVIII**, **XVIIIa**, **XXI**, **XXIII**), wherein L¹ is a leaving group such as halogen, e.g. fluorine, chlorine or bromine, with a compound of formula **C** (e.g. compounds of formula **III**, **V**, **IX**, **XII**, **XIII**); wherein R¹, R² and m are as defined as hereinbefore to form a compound of formula **Ia**;



The reaction of process **a** may be carried out in an appropriate solvent such as an ether e.g. tetrahydrofuran or 1,4-dioxan, an aromatic hydrocarbon solvent such as toluene or a dipolar aprotic solvent such as *N,N*-dimethylformamide, *N,N*-dimethylacetamide, *N*-methylpyrrolidin-2-one or dimethylsulphoxide and the reaction may occur at a
 5 temperature between +10 °C and +150 °C.

The reaction is advantageously effected in the presence of a base. A suitable base may be an organic amine base such as pyridine, 2,6-lutidine, collidine, 4-dimethylaminopyridine, triethylamine, morpholine, *N*-methylmorpholine, diazabicyclo[5.4.0]undec-7-ene,
 10 tetramethylguanidine or an alkali metal or an alkaline earth metal carbonate or hydroxide such as sodium carbonate, potassium carbonate, calcium carbonate, sodium hydroxide or potassium hydroxide. Alternatively, such a base may be an alkali metal hydride such as sodium hydride, or an alkali metal or alkaline earth metal amide such as sodium amide, sodium bis(trimethylsilyl)amide, potassium amide or potassium bis(trimethylsilyl)amide.
 15 When it is desired to obtain the acid salt, the free base may be treated with an acid such as a hydrogen halide such as hydrogen chloride or, a carboxylic acid such as fumaric acid in a suitable solvent such as tetrahydrofuran, diethyl ether, methanol, ethanol, chloroform or methylene chloride or mixtures thereof, the reaction may occur between -30 °C to +50 °C.

20 **b)** reacting a compound of formula **XXV**, wherein halo is halogen, e.g. fluorine, chlorine or bromine, with a compound of formula **C** (e.g. compounds of formula **III**, **V**, **IX**, **XII**, **XIII**); wherein R^1 , R^2 and m are as defined as hereinbefore); to form a compound of formula **Ia**;



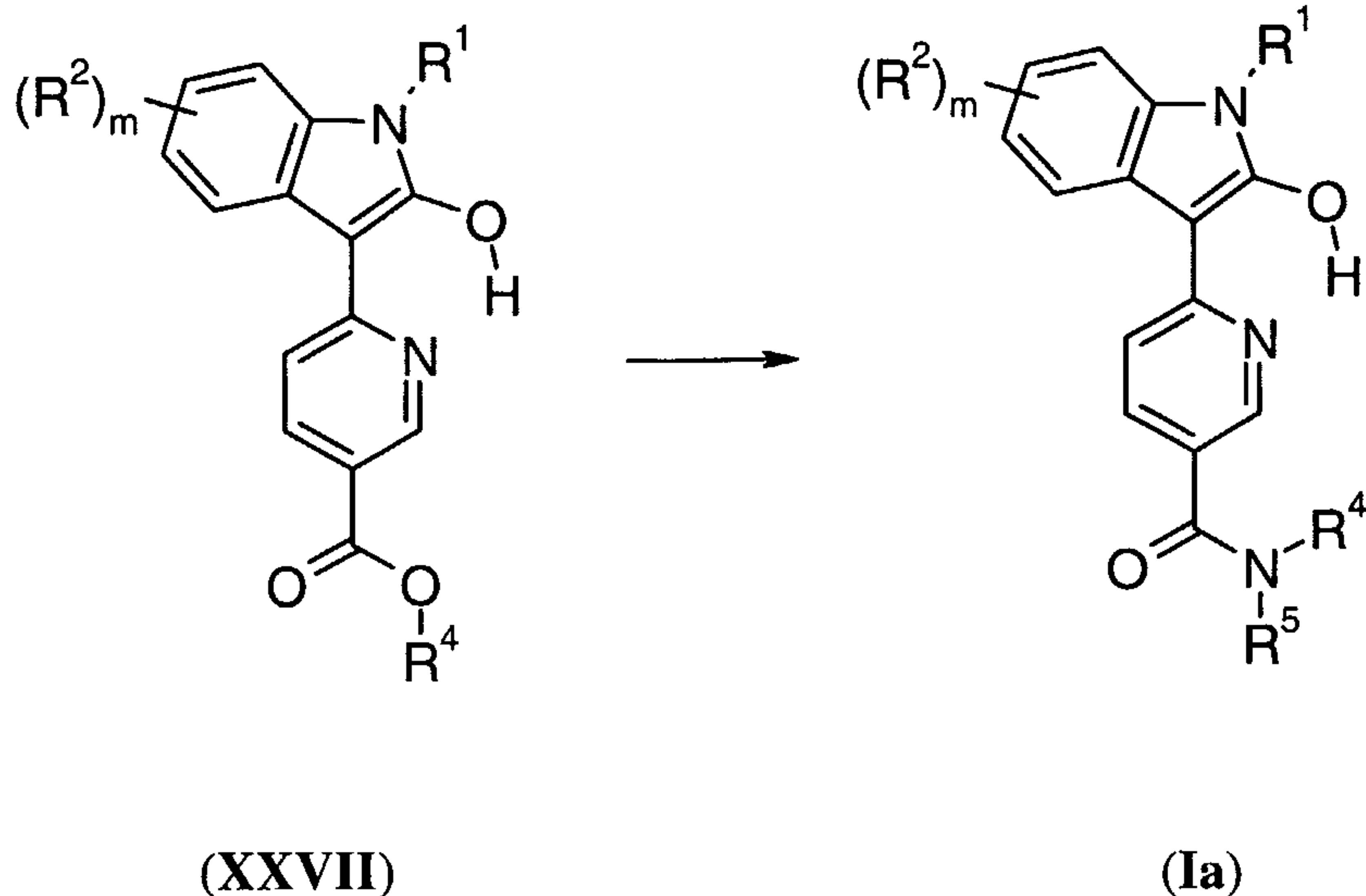
The reaction of process **b** may be carried out in an appropriate solvent such as an ether e.g. tetrahydrofuran or 1,4-dioxan, an aromatic hydrocarbon solvent such as toluene, or a dipolar aprotic solvent such as *N,N*-dimethylformamide, *N,N*-dimethylacetamide,
5 *N*-methylpyrrolidin-2-one or dimethylsulphoxide, the reaction may occur at a temperature between +10 °C and +150 °C.

The reaction is advantageously effected in the presence of a base. Such a base may be an organic amine base such as pyridine, 2,6-lutidine, collidine, 4-dimethylaminopyridine,
10 triethylamine, morpholine, *N*-methyldmorpholine, diazabicyclo[5.4.0]undec-7-ene, tetramethylguanidine or an alkali metal or an alkaline earth metal carbonate or hydroxide such as sodium carbonate, potassium carbonate, calcium carbonate, sodium hydroxide or potassium hydroxide. Alternatively, such a base may be an alkali metal hydride such as sodium hydride, an alkali metal or an alkaline earth metal amide such as sodium amide,
15 sodium bis(trimethylsilyl)amide, potassium amide or potassium bis(trimethylsilyl)amide. The *N*-oxide may be removed by using a suitable reagent such as phosphorus trichloride in a suitable solvent such as methylene chloride, chloroform, toluene or ethyl acetate and the reaction may occur at a temperature between 0 °C and +100 °C.

20 When it is desired to obtain the acid salt, the free base may be treated with an acid such as a hydrogen halide such as hydrogen chloride, or a carboxylic acid such as fumaric acid in a suitable solvent such as tetrahydrofuran, diethyl ether, methanol, ethanol, chloroform or methylene chloride or mixtures thereof, the reaction may occur between -30 °C to +50 °C.

25 **c)** reacting a compound of formula **XXVII**, wherein R⁴ is C₁₋₆alkyl, with the appropriate amine HNR⁴R⁵, to form a compound of formula **Ia**;

32



5

The reaction of process **c** may be carried out by:

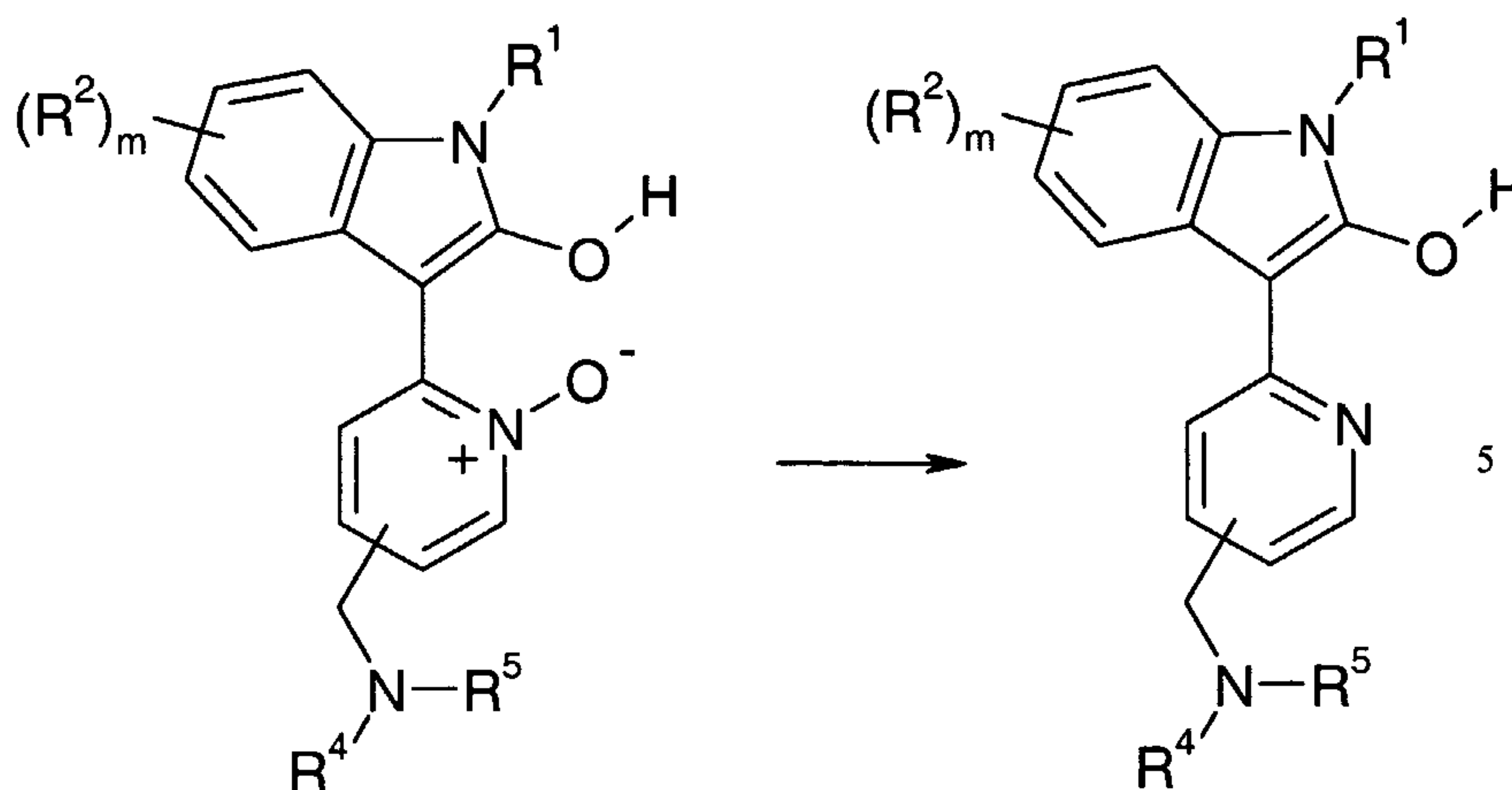
i) the reaction of the compound of formula **XXVII** with the appropriate amine R^4R^5NH in a suitable solvent such as benzene, methylene chloride, chloroform, toluene or acetonitrile in the presence of a suitable reagent such as trimethyl aluminum and at a reaction
 10 temperature between 0 °C and reflux or,

ii) the reaction of the compound of formula **XXVII** with the appropriate amine R^4R^5NH neat or in a suitable solvent such as methylene chloride, chloroform, toluene or acetonitrile with or without a suitable base such as an alkali metal, an alkaline earth metal carbonate or
 15 hydroxide such as sodium carbonate, potassium carbonate, calcium carbonate, sodium hydroxide or potassium hydroxide or an alkyl aminebase such as triethylamine, the reaction may occur at a temperature between -20 °C and +150 °C.

When it is desired to obtain the acid salt, the free base may be treated with an acid such as a
 20 hydrogen halide such as hydrogen chloride, or a carboxylic acid such as fumaric acid in a suitable solvent such as tetrahydrofuran, diethyl ether, methanol, ethanol, chloroform or methylene chloride or mixtures thereof, the reaction may occur between -30 °C to +50 °C.

d) reduction of the *N*-oxide in the compound of formula **XXVIII** to form a compound of
 25 formula **Ia**;

33



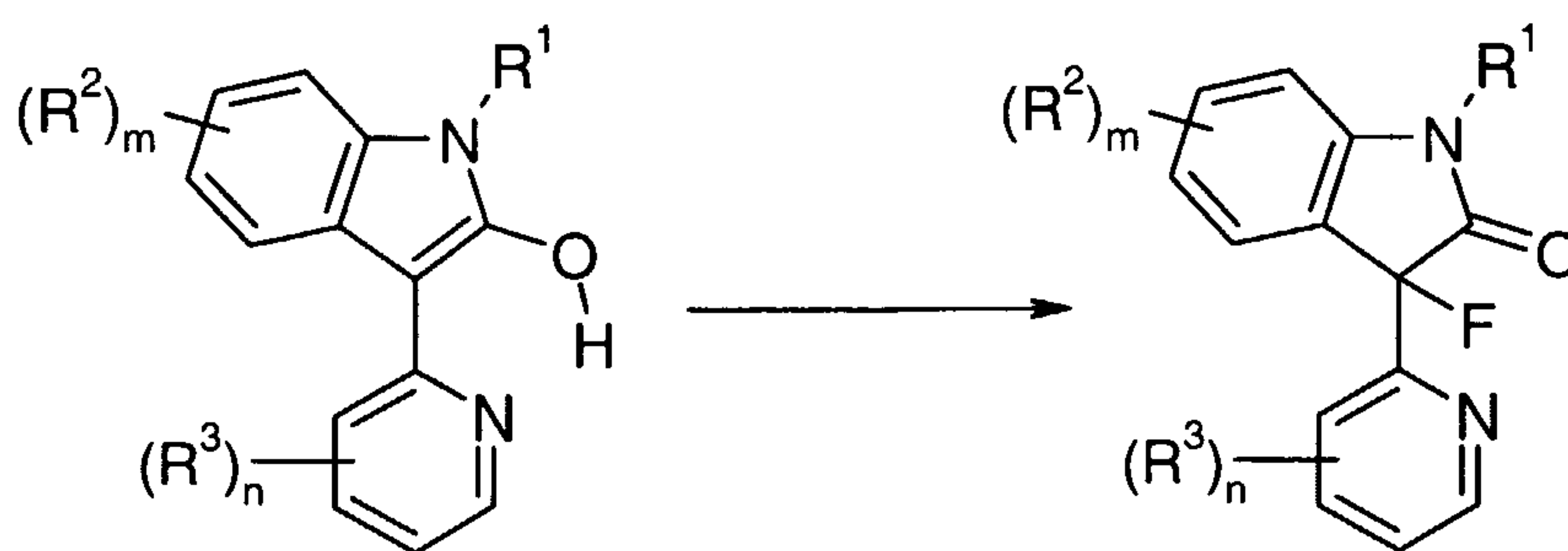
10

(XXVIII)**(Ia)**

The *N*-oxide may be reduced by using a suitable reagent such as phosphorus trichloride in a suitable solvent such as methylene chloride, chloroform, toluene or ethyl acetate and the reaction may occur at a temperature between 0 °C and +100 °C.

When it is desired to obtain the acid salt, the free base may be treated with an acid such as a hydrogen halide such as hydrogen chloride, or a carboxylic acid such as fumaric acid in a suitable solvent such as tetrahydrofuran, diethyl ether, methanol, ethanol, chloroform or methylene chloride or mixtures thereof, the reaction may occur between -30 °C to +50 °C.

e) fluorinating a compound of formula **Ia** to form a compound of formula **Ib**;



25

(Ia)**(Ib)**

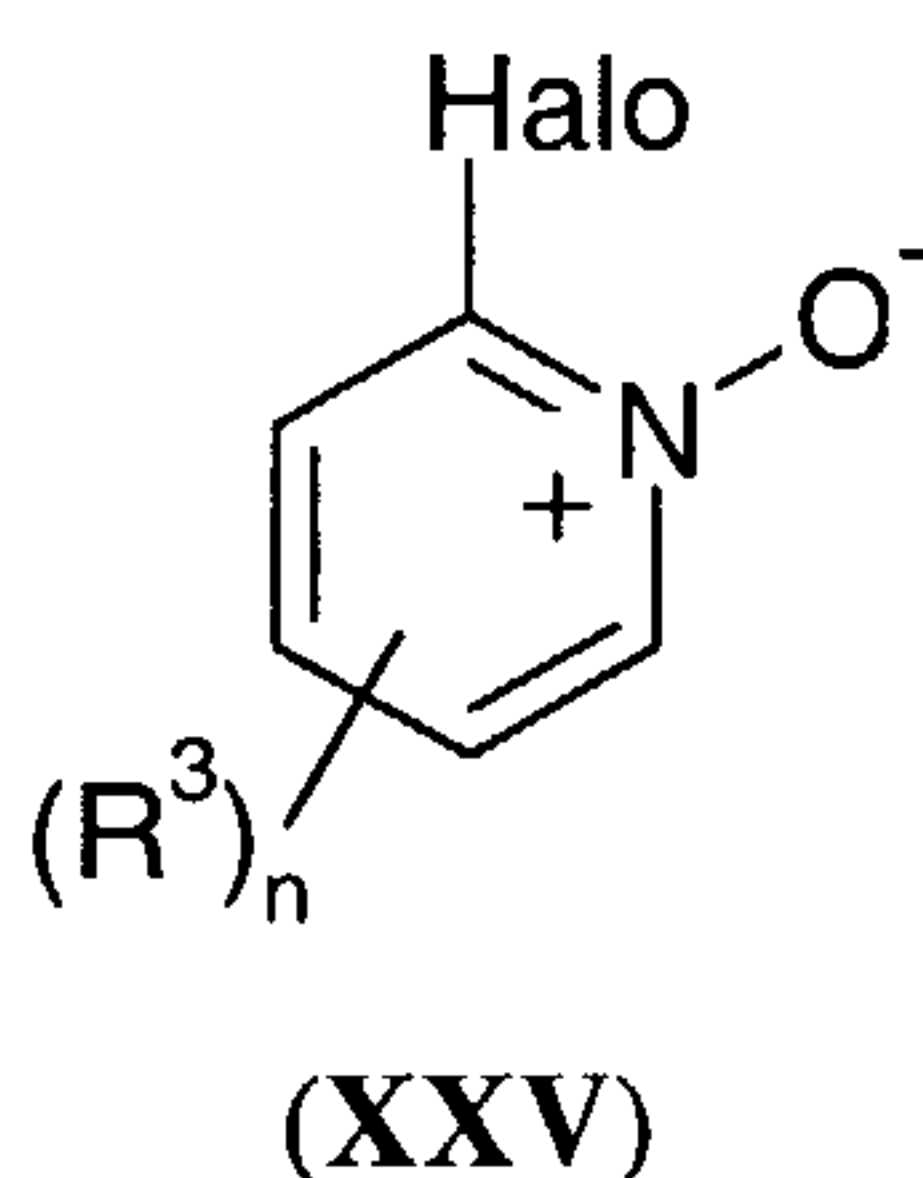
The reaction of process e may be carried out in an appropriate solvent such as an ether e.g. tetrahydrofuran or 1,4-dioxan or mixtures thereof in the presence of a suitable fluorinating reagent such as 1-fluoro-2,4,6-trimethylpyridinium triflate and a suitable base such as n-
 5 butyllithium or sodium bis(trimethylsilyl)amide and at a reaction temperature between -40 °C and +80 °C.

When it is desired to obtain the acid salt, the free base may be treated with an acid such as a hydrogen halide such as hydrogen chloride, or a carboxylic acid such as fumaric acid in a
 10 suitable solvent such as tetrahydrofuran, diethyl ether, methanol, ethanol, chloroform or methylene chloride or mixtures thereof, the reaction may occur between -30 °C to +50 °C.

INTERMEDIATES

The present invention further relates to new intermediates and the use of these
 15 intermediates in the preparation of compounds of formula **Ia** and **Ib** as defined hereinbefore.

In one aspect of the invention the intermediate is a compound according to formula **XXV**



wherein halo is halogen; R^3 is selected from halogen, nitro, C_{1-6} alkyl, fluoromethyl, difluoromethyl, trifluoromethyl, fluoromethoxy, difluoromethoxy, trifluoromethoxy, OC_{1-6} alkyl, NR^4R^5 , C_{0-6} alkylcyano, C_{0-6} alkylCONR⁴R⁵, C_{0-6} alkyl(SO₂)NR⁴R⁵, C_{0-6} alkylNR⁴R⁵ and a group X^1R^6 , wherein X^1 is a direct bond, O, CONR⁷R⁸, SO₂NR⁹R¹⁰, SO₂R¹¹ or NR¹²R¹³; R^7 , R^9 and R^{12} each independently are hydrogen or C_{1-3} alkyl; R^8 , R^{10} , R^{11} and R^{13} are C_{0-4} alkyl; R^6 is phenyl or a 5-, 6- or 7-membered heterocyclic group containing one or

two heteroatoms, selected independently from N, O and S, which heterocyclic group may be saturated or unsaturated or said phenyl or 5-, 6- or 7-membered heterocyclic group may optionally be fused with a 5- or 6-membered saturated or unsaturated ring containing atoms selected independently from C, N, O and S and which phenyl or heterocyclic group
 5 may be substituted with one or two substituents selected from W; and R⁶ is linked to R⁸, R¹⁰, R¹¹ and R¹³.

In one embodiment of this aspect there are provided compounds according to formula **XXV** wherein R³ is C₀₋₆alkylNR⁴R⁵; and n is 1.

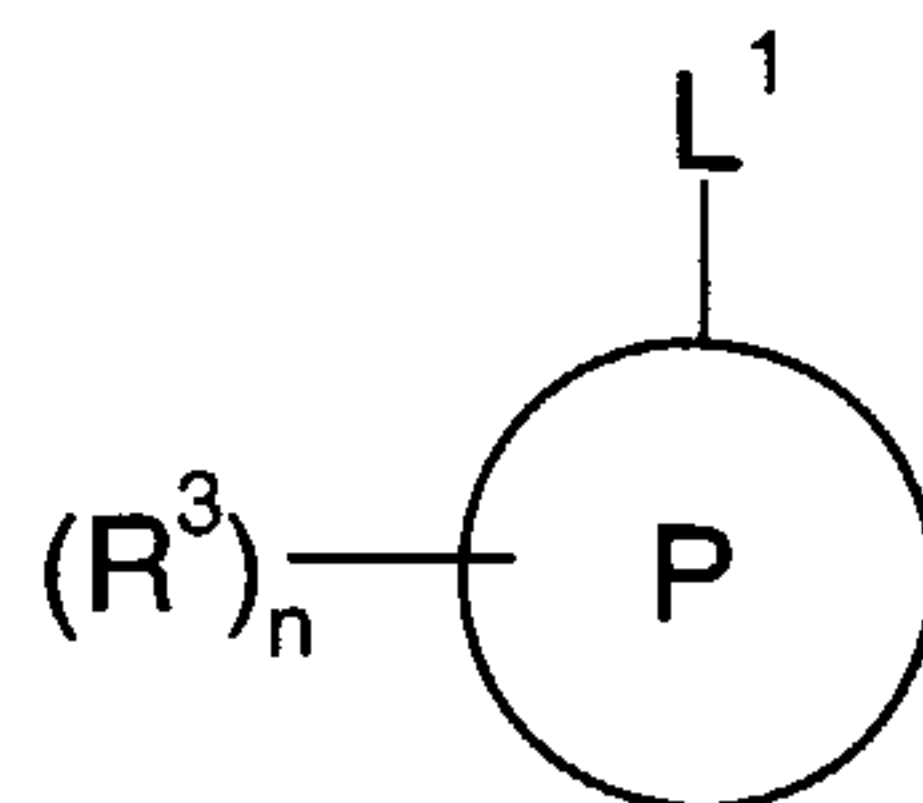
10

In another aspect there are provided compounds, said compounds being:

- 1-[(6-Chloropyridin-3-yl)methyl]-4-methylpiperazine;
 - 2-Chloro-5-(morpholin-4-ylmethyl)pyridine 1-oxide;
 - 2-Chloro-5-(pyrrolidin-1-ylmethyl)pyridine 1-oxide;
 - 15 1-[(6-Chloro-1-oxidopyridin-3-yl)methyl]-4-methyl-1,4-diazepane;
 - 2-Chloro-5-[(4-pyrrolidin-1-ylpiperidin-1-yl)methyl]pyridine 1-oxide;
 - 1-[(6-Chloro-1-oxidopyridin-3-yl)methyl]-*N,N*-dimethylpyrrolidin-3-amine;
 - 2-Chloro-5-[(4-methylpiperidin-1-yl)methyl]pyridine 1-oxide;
 - 1-[(6-Chloro-1-oxidopyridin-3-yl)methyl]-4-phenylpiperazine;
 - 20 1-[(6-Chloro-1-oxidopyridin-3-yl)methyl]-4-[2-nitro-4-(trifluoromethyl)phenyl]piperazine;
 - 3-[[[(6-Chloro-1-oxidopyridin-3-yl)methyl](ethyl)amino]propanenitrile;
 - N*-(4-Chlorobenzyl)-*N*-[(6-chloro-1-oxidopyridin-3-yl)methyl]-*N*-methylamine;
 - N*-[(6-Chloro-1-oxidopyridin-3-yl)methyl]-*N*-(2-furylmethyl)-*N*-methylamine;
 - N*-[(6-Chloro-1-oxidopyridin-3-yl)methyl]-*N*-methyl-*N*-phenylamine;
 - 25 5-(Azetidin-1-ylmethyl)-2-chloropyridine 1-oxide;
 - 2-Chloro-5-[(3-methylpiperidin-1-yl)methyl]pyridine 1-oxide;
 - N*-[(6-Chloro-1-oxidopyridin-3-yl)methyl]-*N*-cyclohexyl-*N*-methylamine;
 - 2-Chloro-5-(piperidin-1-ylmethyl)pyridine 1-oxide;
- as a free base or a salt thereof.

30

In another aspect of the invention the intermediate is a compound according to formula **B** (XV, XVIII, XVIIIa XXI, XXIII)



(B)

5

wherein P represents a 5- or 6-membered heteroaromatic ring containing one or two heteroatoms selected independently from N, O and S of which at least one atom is selected from nitrogen and L¹ is a leaving group such as a halogen e.g. fluorine, chlorine or bromine; wherein R³ is selected from halogen, nitro, C₁₋₆alkyl, fluoromethyl, difluoromethyl, trifluoromethyl, fluoromethoxy, difluoromethoxy, trifluoromethoxy, OC₁₋₆alkylNR⁴R⁵, C₀₋₆alkylcyano, C₀₋₆alkylCONR⁴R⁵, C₀₋₆alkyl(SO₂)NR⁴R⁵, C₀₋₆alkylNR⁴R⁵ and a group X¹R⁶, wherein X¹ is a direct bond, O, CONR⁷R⁸, SO₂NR⁹R¹⁰, SO₂R¹¹ or NR¹²R¹³; R⁷, R⁹ and R¹² each independently are hydrogen or C₁₋₃alkyl; R⁸, R¹⁰, R¹¹ and R¹³ are C₀₋₄alkyl; R⁶ is phenyl or a 5-, 6- or 7-membered heterocyclic group containing one or two heteroatoms, selected independently from N, O and S, which heterocyclic group may be saturated or unsaturated or said phenyl or 5-, 6- or 7-membered heterocyclic group may optionally be fused with a 5- or 6-membered saturated or unsaturated ring containing atoms selected independently from C, N, O and S and which phenyl or heterocyclic group may be substituted with one or two substituents selected from W; and R⁶ is linked to R⁸, R¹⁰, R¹¹ and R¹³.

20

In one embodiment of this aspect there are provided compounds according to formula **B** (XV, XVIII, XVIIIa XXI, XXIII) wherein P is a pyridine or pyrimidine ring and L¹ is a leaving group such as a halogen e.g. chlorine; wherein R³ is selected from C₀₋₆alkylCONR⁴R⁵, C₀₋₆alkyl(SO₂)NR⁴R⁵ and C₀₋₆alkylNR⁴R⁵; n is 1.

25

In another aspect there are provided compounds, said compounds being:

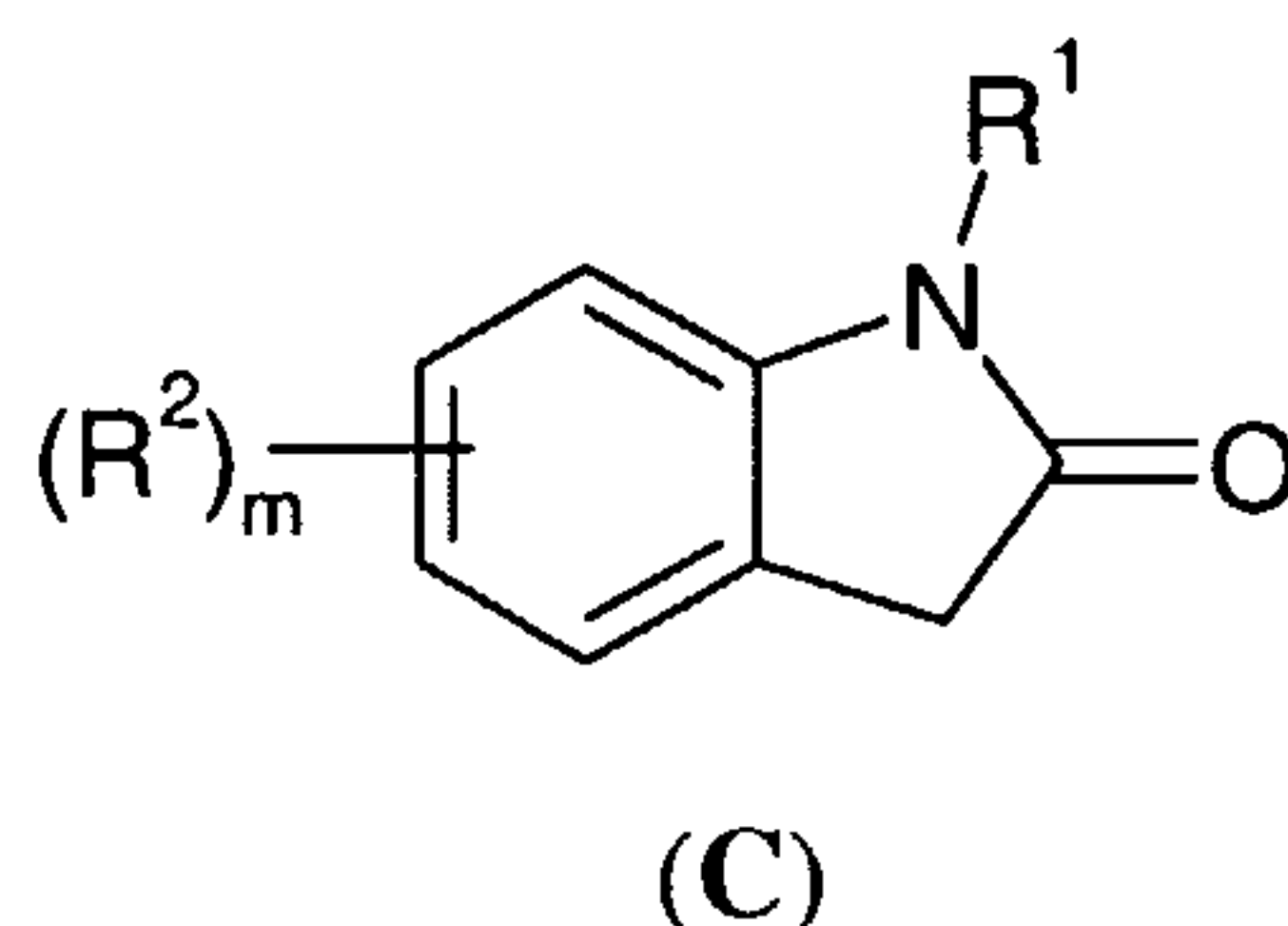
2-Chloro-N-[2-(dimethylamino)ethyl]isonicotinamide;

1-(2-Chloroisonicotinoyl)-4-methylpiperazine;

6-Chloro-*N*-[2-(dimethylamino)ethyl]-*N*-methylnicotinamide;
 4-{2-[(6-Chloropyrimidin-4-yl)oxy]ethyl}morpholine;
 1-Benzyl-4-[(6-chloropyridine-3-yl)sulfonyl]piperazine;
 1-[(6-Chloropyridin-3-yl)sulfonyl]-4-(3-methylbutyl)piperazine;
 5 1-[(6-Chloropyridin-3-yl)sulfonyl]-4-isopropylpiperazine;
 1-[(6-Chloropyridin-3-yl)sulfonyl]-4-ethylpiperazine;
 1-[(5-Bromo-6-chloropyridin-3-yl)sulfonyl]-4-methylpiperazine;
 6-Chloro-*N*-methyl-*N*-(2-pyrrolidin-1-ylethyl)pyridine-3-sulfonamide;
 6-Chloro-*N*-[2-(dimethylamino)ethyl]pyridine-3-sulfonamide;
 10 6-Chloro-*N*-[2-(dimethylamino)ethyl]-*N*-ethylpyridine-3-sulfonamide;
 6-Chloro-*N*-[(1-ethylpyrrolidin-2-yl)methyl]pyridine-3-sulfonamide;
 1-[(6-Chloropyridin-3-yl)sulfonyl]-4-methyl-1,4-diazepane;
 4-[(6-Chloropyridin-3-yl)sulfonyl]morpholine;
 as a free base or a salt thereof.

15

In yet another aspect of the invention the intermediate is a compound according to formula **C (III, V, IX, XII, XIII)**



20

wherein R^1 is hydrogen; R^2 is selected from halogen, nitro, C_{1-6} alkyl, fluoromethyl, difluoromethyl, trifluoromethyl, fluoromethoxy, difluoromethoxy, trifluoromethoxy, OC_{1-6} alkyl NR^4R^5 , C_{0-6} alkylcyano, C_{0-6} alkylCONR⁴R⁵, C_{0-6} alkyl(SO₂)NR⁴R⁵, C_{0-6} alkylNR⁴R⁵ and a group X^1R^6 , wherein X^1 is a direct bond, O, CONR⁷R⁸, SO₂NR⁹R¹⁰, SO₂R¹¹ or NR¹²R¹³; R^7 , R^9 and R^{12} each independently are hydrogen or C_{1-3} alkyl; R^8 , R^{10} , R^{11} and R^{13} are C_{0-4} alkyl; R^6 is phenyl or a 5-, 6- or 7-membered heterocyclic group containing one or two heteroatoms, selected independently from N, O and S, which heterocyclic group may be saturated or unsaturated or said phenyl or 5-, 6- or 7-membered heterocyclic group may optionally be fused with a 5- or 6-membered saturated or unsaturated ring containing

25

atoms selected independently from C, N, O and S and which phenyl or heterocyclic group may be substituted with one or two substituents selected from W; and R⁶ is linked to R⁸, R¹⁰, R¹¹ and R¹³.

5 In one embodiment of this aspect there are provided compounds according to formula C (III, V, IX, XII, XIII) wherein R¹ is hydrogen; R² is selected from halogen and a group X¹R⁶, wherein X¹ is a direct bond; R⁶ is a 5- or 6-membered heterocyclic group containing one or two heteroatoms, selected independently from N, O and S; m is 1 or 2.

10 In another aspect there are provided compounds, said compounds being:

5,6-Dibromo-1,3-dihydroindol-2-one;

5-Pyridin-3-yl-1,3-dihydro-2*H*-indol-2-one;

5-Thien-2-yl-1,3-dihydro-2*H*-indol-2-one;

5-(2-Furyl)-1,3-dihydro-2*H*-indol-2-one;

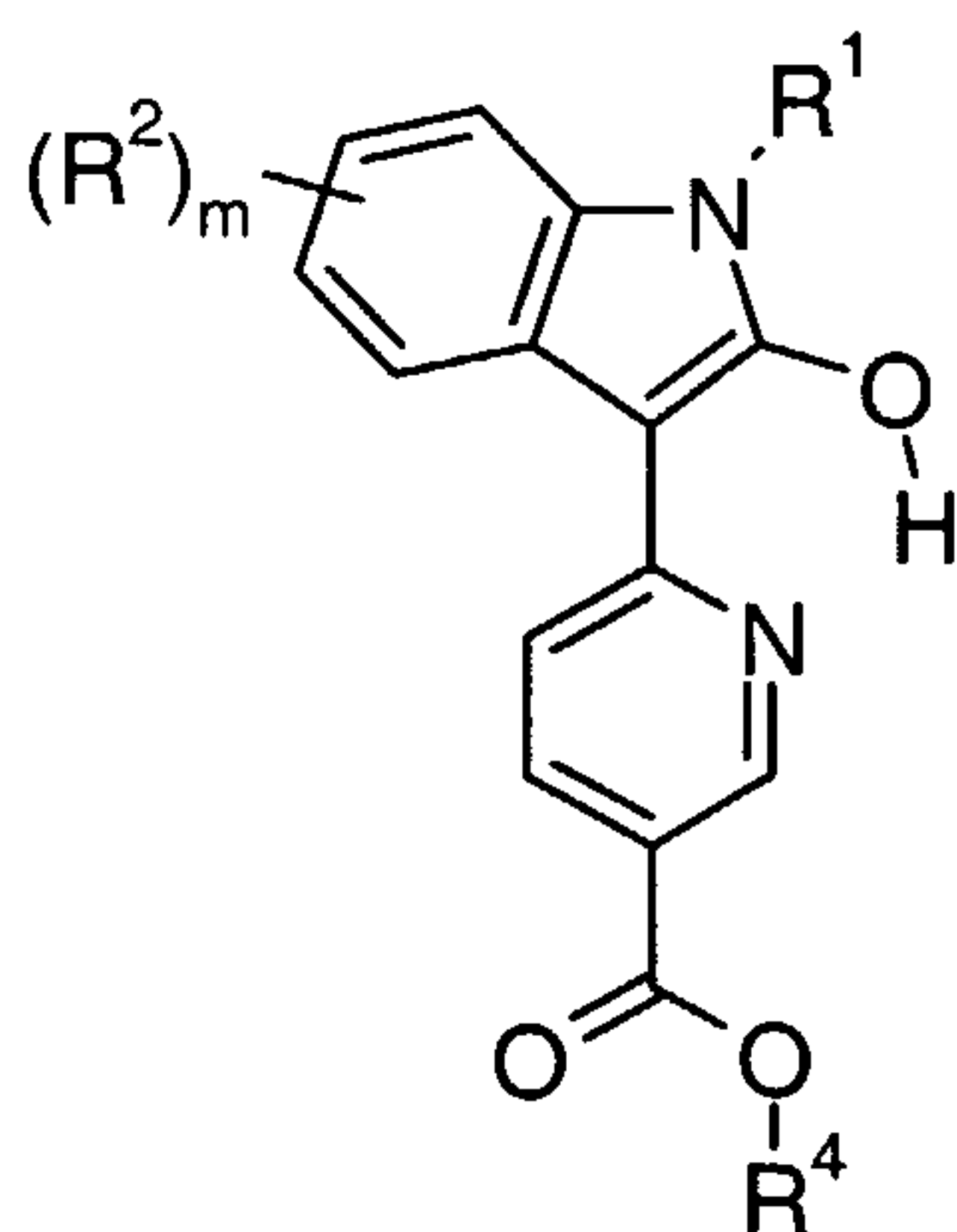
15 5-(1,3-Oxazol-5-yl)-1,3-dihydro-2*H*-indol-2-one;

5-(1,3-Thiazol-4-yl)-1,3-dihydro-2*H*-indol-2-one;

5-(2-Methyl-1,3-thiazol-4-yl)-1,3-dihydro-2*H*-indol-2-one;

as a free base or a salt thereof.

20 In yet another aspect of the invention the intermediate is a compound according to formula XXVII



(XXVII)

wherein R^1 is hydrogen; R^2 is selected from halogen, nitro, C_{1-6} alkyl, fluoromethyl, difluoromethyl, trifluoromethyl, fluoromethoxy, difluoromethoxy, trifluoromethoxy, OC_{1-6} alkyl NR^4R^5 , C_{0-6} alkylcyano, C_{0-6} alkyl $CONR^4R^5$, C_{0-6} alkyl $(SO_2)NR^4R^5$, C_{0-6} alkyl NR^4R^5 and a group X^1R^6 , wherein X^1 is a direct bond, O, $CONR^7R^8$, $SO_2NR^9R^{10}$, SO_2R^{11} or $NR^{12}R^{13}$; R^7 , R^9 and R^{12} each independently are hydrogen or C_{1-3} alkyl; R^8 , R^{10} , R^{11} and R^{13} are C_{0-4} alkyl; R^6 is phenyl or a 5-, 6- or 7-membered heterocyclic group containing one or two heteroatoms, selected independently from N, O and S, which heterocyclic group may be saturated or unsaturated or said phenyl or 5-, 6- or 7-membered heterocyclic group may optionally be fused with a 5- or 6-membered saturated or unsaturated ring containing
10 atoms selected independently from C, N, O and S and which phenyl or heterocyclic group may be substituted with one or two substituents selected from W; and R^6 is linked to R^8 , R^{10} , R^{11} and R^{13} .

In one embodiment of this aspect there are provided compounds according to formula
15 **XXVII**, wherein R^1 is hydrogen; R^2 is selected from nitro and cyano; m is 1.

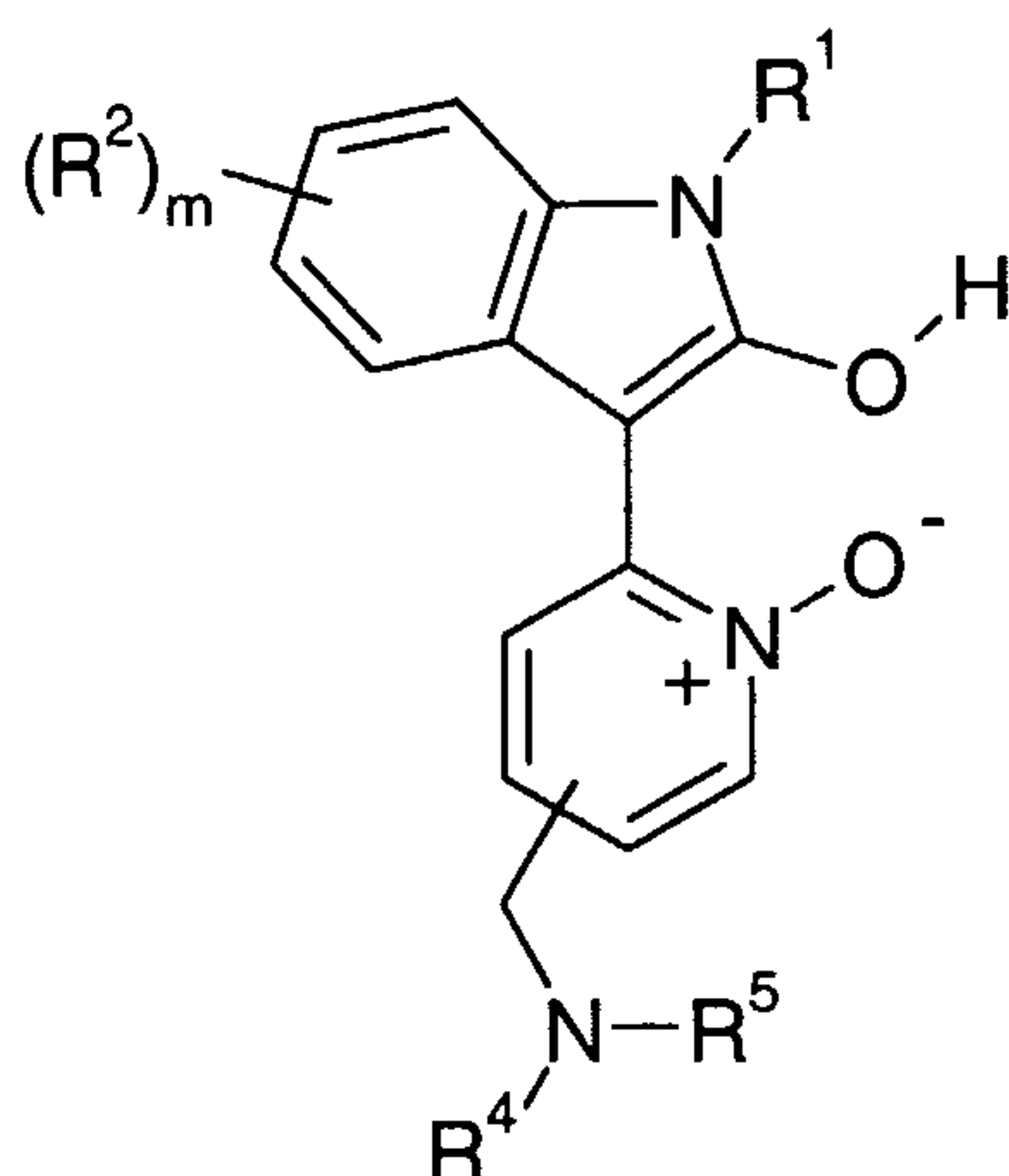
In another aspect there are provided compounds, said compounds being:

Ethyl 6-(2-hydroxy-5-nitro-1*H*-indol-3-yl)nicotinate;

Ethyl 6-(2-hydroxy-5-cyano-1*H*-indol-3-yl)nicotinate;

20 as a free base or a salt thereof.

In yet another aspect of the invention the intermediate is a compound according to formula
XXVIII



(XXVIII)

wherein R^1 is hydrogen; R^2 is selected from halogen, nitro, C_{1-6} alkyl, fluoromethyl, difluoromethyl, trifluoromethyl, fluoromethoxy, difluoromethoxy, trifluoromethoxy, OC_{1-6} alkyl, NR^4R^5 , C_{0-6} alkylcyano, C_{0-6} alkylCONR⁴R⁵, C_{0-6} alkyl(SO₂)NR⁴R⁵, C_{0-6} alkylNR⁴R⁵ and a group X^1R^6 , wherein X^1 is a direct bond, O, CONR⁷R⁸, SO₂NR⁹R¹⁰, SO₂R¹¹ or NR¹²R¹³; R^7 , R^9 and R^{12} each independently are hydrogen or C_{1-3} alkyl; R^8 , R^{10} , R^{11} and R^{13} are C_{0-4} alkyl; R^6 is phenyl or a 5-, 6- or 7-membered heterocyclic group containing one or two heteroatoms, selected independently from N, O and S, which heterocyclic group may be saturated or unsaturated or said phenyl or 5-, 6- or 7-membered heterocyclic group may optionally be fused with a 5- or 6-membered saturated or unsaturated ring containing atoms selected independently from C, N, O and S and which phenyl or heterocyclic group may be substituted with one or two substituents selected from W; and R^6 is linked to R^8 , R^{10} , R^{11} and R^{13} .

15

In one embodiment of this aspect there are provided compounds according to formula **XXVIII**, wherein R^1 is hydrogen; R^2 is a group X^1R^6 , wherein X^1 is a direct bond; R^6 is a 5- or 6-membered heterocyclic group containing one or two heteroatoms, selected independently from N, O and S; m is 1

20

In yet another aspect there are provided compounds, said compounds being:

3-[5-(Morpholin-4-ylmethyl)-1-oxidopyridin-2-yl]-5-pyridin-3-yl-1*H*-indol-2-ol;

3-[5-(Morpholin-4-ylmethyl)-1-oxidopyridin-2-yl]-5-thien-2-yl-1*H*-indol-2-ol;

5-(2-Furyl)-3-[5-(morpholin-4-ylmethyl)-1-oxidopyridin-2-yl]-1*H*-indol-2-ol;

as a free base or a salt thereof.

In yet another aspect there are provided compounds, said compounds being:

5-(Hydroxymethyl)-1,3-dihydro-2*H*-indol-2-one;

5 2-Oxoindoline-5-carbaldehyde;

5-(Chloroacetyl)-1,3-dihydro-2*H*-indol-2-one;

as a free base or a salt thereof.

A further aspect of the invention relates to use of the compounds according to any one of
10 formulas **XXV**; **B** (**XV**, **XVIII**, **XVIIIa** **XXI**, **XXIII**); **C** (**III**, **V**, **IX**, **XII**, **XIII**); **XXVII**;
XXVIII; in the preparation of a compound of formula **Ia** or **Ib**.

WORKING EXAMPLES

The invention will now be illustrated in the following non-limiting Examples and unless
15 stated otherwise:

(i) temperatures are given in degrees Celsius (°C); operations were carried out at room
temperature, i.e. at a temperature in the range of 18 to 25°C;

(ii) yields are given for illustration only and are not necessarily those which can be
obtained by diligent process development; preparations were repeated if more material was
20 required;

(iii) when given, NMR data is in the form of delta values, given in parts per million (ppm)
relative to the solvent or relative to tetramethylsilane (TMS) as an internal standard;

(iv) chemical symbols have their usual meanings; SI units and symbols are used;

(v) solvent ratios are given in volume:volume (v/v) terms; and

25 (vi) mass spectra: where indicated, ionization was effected by chemical ionization (CI),
electron impact (EI), fast atom bombardment (FAB) or electrospray (ESP) unless
otherwise indicated; values for m/z are given; generally, only ions which indicate the
parent mass are reported.

30 **Example 1**

2-Chloro-*N*-[2-(dimethylamino)ethyl]isonicotinamide

To a solution of 2-chloroisonicotinic acid (0.50 g, 3.17 mmol) in *N,N*-dimethylformamide (20 mL) was added 1,1'-carbonyldiimidazole (0.565 g, 3.49 mmol). The solution was heated at 70 °C for 30 min. The reaction mixture was cooled to room temperature and *N,N*-dimethylethane-1,2-diamine (0.31 g, 3.49 mmol) was added. The solution was stirred at room temperature overnight. The solvent was evaporated *in vacuo* and the residue was purified on a silica gel column using chloroform/methanol/conc. NH₃(aq), (90:10:1), as the eluent to afford 40 mg (5,7% yield) of the title compound as a colorless oil: ¹H NMR (CDCl₃, 400 MHz) δ 8.51 (d, *J* = 5 Hz, 1 H), 7.68 (s, 1 H), 7.56 (dd, *J* = 5, 1 Hz, 1 H), 6.92-7.08 (br s, 1 H), 3.58-3.48 (m, 2 H), 2.59-2.52 (m, 2 H), 2.28 (s, 6 H); MS (TSP) *m/z* 228 (M⁺+1).

Example 2

1-(2-Chloroisonicotinoyl)-4-methylpiperazine

The title compound was prepared as described for Example 1 using 2-chloroisonicotinic acid and 1-methylpiperazine. The crude product was purified on a silica gel column using chloroform/methanol/conc. NH₃(aq), (100:10:1), as the eluent to give the title compound as a colorless oil. Yield: 68%: ¹H NMR (CDCl₃, 400 MHz) δ 8.51 (d, *J* = 5 Hz, 1 H), 7.57 (s, 1 H), 7.43 (dd, *J* = 5, 1 Hz, 1 H), 3.66-3.58 (m, 2 H), 3.28-3.21 (m, 2 H), 2.41-2.34 (m, 2 H), 2.30-2.24 (m, 2 H), 2.20 (s, 3 H); MS (TSP) *m/z* 240 (M⁺+1).

Example 3

6-Chloro-*N*-[2-(dimethylamino)ethyl]-*N*-methylnicotinamide

To a solution of *N,N,N*-trimethylethylenediamine (1.0 g, 10 mmol) and triethylamine (2.0 g, 20 mmol) in methylene chloride (25 mL) was added 6-chloronicotinyl chloride (1.7 g, 10 mmol) in methylene chloride (50 mL) at room temperature. After 2 h at room temperature, the solvent was removed *in vacuo* and the residue was partitioned between a 2 M aqueous NaOH solution and methylene chloride. The combined extracts were dried (Na₂SO₄) and the solvent was removed *in vacuo* to afford 2.6 g of a crude product. The residue was purified on a silica gel column using acetonitrile/triethylamine, (90:10), as the eluent to afford 2.1 g (87% yield) of the title compound as an bright yellow oil: ¹H NMR (DMSO-d₆, 400 MHz) δ 8.62 (d, *J* = 2 Hz, 1 H), 8.06 (dd, *J* = 8, 2 Hz, 1 H), 7.76 (d, *J* = 8

Hz, 1 H), 3.70 (s, 1 H), 3.41 (s, 1 H), 3.12 (d, $J = 19$ Hz, 3 H), 2.64 (s, 1 H), 2.51 (s, 1 H), 2.37 (s, 3 H), 2.13 (s, 3 H); MS (TSP) m/z 242 ($M^+ + 1$).

Example 4

5 4-{2-[(6-Chloropyrimidin-4-yl)oxy]ethyl}morpholine

To a solution of *N*-(2-hydroxyethyl)morpholine (1.09 g, 8.27 mmol) in *N,N*-dimethylformamide (5 mL) was added sodium hydride (364 mg, 9.10 mmol, 60% dispersion in oil) in portions. The mixture was stirred at room temperature for 1 h and at 45 °C for 1.5 h. The greenish solution was added dropwise over 5 min to a solution of 4,6-dichloropyrimidine (3.0 g, 20.1 mmol) in *N,N*-dimethylformamide (5 mL). The solvent was removed *in vacuo*, and the residue was partitioned between water and ethyl acetate. The organic layer was dried (Na_2SO_4) and the solvent was removed *in vacuo*. The crude product was purified on a silica gel column using ethyl acetate as the eluent affording 1.17 g (58% yield) of the title compound as a yellow oil: ^1H NMR (CDCl_3 , 400 MHz) δ 8.57 (s, 1 H), 6.80 (s, 1 H), 4.53 (t, $J = 6$ Hz, 2 H), 3.72 (t, $J = 5$ Hz, 4 H), 2.77 (t, $J = 6$ Hz, 2 H), 2.55 (t, $J = 4$ Hz, 4 H); ^{13}C NMR (CDCl_3 , 100 MHz) δ 170.0, 160.7, 158.1, 108.0, 66.9, 64.6, 57.1, 53.9; MS (ESP) m/z 244 ($M^+ + 1$).

Example 5

20 1-[(6-Chloropyridin-3-yl)methyl]-4-methylpiperazine

To a suspension of 2-chloro-5-(chloromethyl)pyridine (971 mg, 5.99 mmol) in acetonitrile (50 mL) was added a solution of *N*-methylpiperazine (1.20 g, 12.0 mmol) in acetonitrile (3 mL) followed by potassium carbonate (0.83 g, 5.99 mmol). The obtained yellow solution was heated at reflux for 40 min. The mixture was allowed to cool for 10 min and the solvent was removed *in vacuo*. The residue was partitioned between water, NaCl (s), and ethyl acetate. The aqueous layer was extracted with another portion of ethyl acetate. The combined organic layers were dried (Na_2SO_4) and the solvent was removed *in vacuo* affording 1.0 g (74% yield) of the title compound as a yellow oil: ^1H NMR (CDCl_3 , 400 MHz) δ 8.31 (d, $J = 2$ Hz, 1 H), 7.65 (dd, $J = 8, 2$ Hz, 1 H), 7.29 (d, $J = 8$ Hz, 1 H), 3.49 (s, 2 H), 2.46 (br s, 8 H), 2.28 (s, 3 H); ^{13}C NMR (CDCl_3 , 100 MHz) δ 150.2, 150.1, 139.5, 132.8, 124.0, 59.2, 55.0, 53.0, 46.0; MS (ESP) m/z 226 ($M^+ + 1$).

Example 62-Chloro-5-(morpholin-4-ylmethyl)pyridine 1-oxide

A mixture of 2-chloro-5-(chloromethyl)pyridine 1-oxide (1.16 g, 6.52 mmol; described in: Tilley, J. W. et al, *J. Heterocyclic Chem.* **1979**, *16*, 333), morpholine (1.14 g, 13.0 mmol),
5 and potassium carbonate (0.90 g, 6.52 mmol) in acetonitrile (30 mL) was stirred at room temperature for 72 h. The solvent was removed *in vacuo* and the residue was purified on a silica gel column using chloroform/ethanol, (9:1), as the eluent affording 1.21 g (81% yield) of the title compound as a colorless solid: mp 72-74 °C; ¹H NMR (CDCl₃, 400 MHz) δ 8.34 (s, 1 H), 7.39 (d, *J* = 8 Hz, 1 H), 7.16 (dd, *J* = 8, 2 Hz, 1 H), 3.65 (t, *J* = 5
10 Hz, 4 H), 3.40 (s, 2 H), 2.40 (t, *J* = 4 Hz, 4 H); ¹³C NMR (CDCl₃, 100 MHz) δ 140.4 (br), 135.9, 126.6, 126.6, 66.8, 59.2, 53.4; MS (ESP) *m/z* 229 (M⁺+1).

Example 76-Chloro-N-(2-pyrrolidin-1-ylethyl)pyridine-3-sulfonamide

15 The title compound was prepared as described for Example 3 using 2-pyrrolidin-1-ylethylamine and 6-chloropyridine-3-sulfonyl chloride (described in: Naegeli, C. et al. *Helv. Chim. Acta.* **1938**, *21*, 1746-1750). Purification on a silica gel column using ethyl acetate/triethylamine, (9:1), as the eluent gave the title compound. Yield: 58%; ¹H NMR (CDCl₃, 400 MHz) δ 8.79 (d, *J* = 2 Hz, 1 H), 8.05 (dd, *J* = 8, 3 Hz, 1 H), 7.42 (d, *J* = 9 Hz, 1 H), 3.00 (app. t, *J* = 6 Hz, 2 H), 2.50 (app. t, *J* = 6 Hz, 2 H), 2.33 (m, 4 H), 1.67 (m, 4 H);
20 ¹³C NMR (CDCl₃, 100 MHz) δ 155.7, 148.8, 137.8, 136.1, 125.0, 54.1, 53.9, 41.6, 23.9; MS (TSP) *m/z* 290 (M⁺+1).

Example 82-Chloro-5-(pyrrolidin-1-ylmethyl)pyridine 1-oxide

25 To a solution of 2-chloro-5-(chloromethyl)pyridine 1-oxide (477 mg, 2.68 mmol; described in: Tilley, J. W. et al, *J. Heterocyclic Chem.* **1979**, *16*, 333) in acetonitrile (10 mL) was added pyrrolidine (381 mg, 5.36 mmol), and the reaction mixture was stirred at room temperature overnight. The solvent was evaporated, and the residue was dissolved in 2 M
30 HCl(aq) and washed with ethyl acetate. The aqueous layer was alkalized to pH 8 with NaHCO₃ (s), and the mixture was extracted four times with ethyl acetate. The combined organic layers were dried (Na₂SO₄), and the solvent was evaporated to give 0.43 g (75%

yield) of the title compound as a red oil: ^1H NMR (CDCl_3 , 400 MHz) δ 8.37 (d, $J = 1$ Hz, 1 H), 7.44 (d, $J = 8$ Hz, 1 H), 7.23 (dd, $J = 8, 2$ Hz, 1 H), 3.57 (s, 2 H), 2.51 (m, 4 H), 1.80 (m, 4 H); ^{13}C NMR (CDCl_3 , 100 MHz) δ 140.1, 139.9, 137.2, 126.4, 126.4, 56.4, 54.0, 23.5; MS (ES) m/z 213 ($\text{M}^+ + 1$).

5

Example 9

1-[(6-Chloro-1-oxidopyridin-3-yl)methyl]-4-methyl-1,4-diazepane

To a solution of 2-chloro-5-(chloromethyl)pyridine 1-oxide (940 mg, 5.28 mmol; described in: Tilley, J. W. et al, *J. Heterocyclic Chem.* **1979**, *16*, 333) in acetonitrile (30 mL) were added *N*-methylhomopiperazine (1.21 g, 10.6 mmol), and K_2CO_3 (730 mg, 5.28 mmol).
10 The reaction mixture was stirred at room temperature for 3.5 days. The solvent was removed *in vacuo*, and the residue was partitioned between brine and ethyl acetate. The aqueous layer was extracted with another two portions of ethyl acetate and one portion of tetrahydrofuran. The combined organic layers were dried (Na_2SO_4), and evaporated to give
15 0.86 g (64% yield) of the title compound as an orange oil: ^1H NMR (acetone- d_6 , 400 MHz) δ 8.30 (dd, $J = 2$ Hz, 1 H), 7.60 (d, $J = 8$ Hz, 1 H), 7.29 (dd, $J = 8, 2$ Hz, 1 H), 3.65 (s, 2 H), 2.74-2.69 (m, 4 H), 2.62-2.54 (m, 4 H), 2.29 (s, 3 H), 1.81-1.75 (m, 2 H); MS (ES) m/z 256 ($\text{M}^+ + 1$).

20 The following Examples, 10-11, were prepared as described for Example 9:

Example 10

2-Chloro-5-[(4-pyrrolidin-1-yl)piperidin-1-yl)methyl]pyridine 1-oxide

Starting material: 4-(1-pyrrolidinyl)piperidine. Yield: 93%: ^1H NMR (CDCl_3 , 400 MHz) δ
25 8.33 (d, $J = 1$ Hz, 1 H), 7.41 (d, $J = 8$ Hz, 1 H), 7.21 (dd, $J = 8, 2$ Hz, 1 H), 3.41 (s, 2 H), 2.83-2.78 (m, 2 H), 2.58-2.53 (m, 4 H), 2.15-2.00 (m, 3 H), 1.88-1.83 (m, 2 H), 1.81-1.75 (m, 4 H), 1.61-1.53 (m, 2 H); MS (ES) m/z 296 ($\text{M}^+ + 1$).

Example 11

1-[(6-Chloro-1-oxidopyridin-3-yl)methyl]-*N,N*-dimethylpyrrolidin-3-amine

Starting material: 3-(dimethylamino)pyrrolidine. Yield: 67%: ^1H NMR (acetone- d_6 , 400 MHz) δ 8.28 (d, $J = 1$ Hz, 1 H), 7.60 (d, $J = 8$ Hz, 1 H), 7.27 (dd, $J = 8, 2$ Hz, 1 H), 3.66-

30

3.53 (m, 2 H), 2.76-2.63 (m, 2 H), 2.58-2.50 (m, 1 H), 2.43-2.35 (m, 1 H), 2.24-2.21 (m, 1 H), 2.12 (s, 6 H), 1.96-1.89 (m, 1 H), 1.74-1.64 (m, 1 H); MS (ES) m/z 256 ($M^+ + 1$).

Example 12

5 2-Chloro-5-[(4-methylpiperidin-1-yl)methyl]pyridine 1-oxide

To a solution of 2-chloro-5-(chloromethyl)pyridine 1-oxide (222 mg, 1.25 mmol; described in: Tilley, J. W. et al, *J. Heterocyclic Chem.* **1979**, *16*, 333) in tetrahydrofuran (2 mL) were added a solution of 4-methylpiperidine (247 mg, 2.49 mmol) in tetrahydrofuran (1.5 mL), a catalytic amount of potassium iodide, and MP-Carbonate (2.55 mmol/g, 1.47 g, 3.74
10 mmol). The mixture was gently stirred at room temperature for one week. The mixture was filtered (20 μ m polyethylene filter), and the beads were washed with several portions of methylene chloride. The filtrate was washed with NaHCO₃ (aq. sat.), dried (Na₂SO₄), and the solvent was evaporated to give a crude product which was purified by column chromatography using chloroform/ethanol, (95:5), as the eluent to give 168 mg (56%
15 yield) of the title compound as a yellow oil: ¹H NMR (CDCl₃, 400 MHz) δ 8.37 (d, J = 1 Hz, 1 H), 7.41 (d, J = 8 Hz, 1 H), 7.20 (dd, J = 8, 2 Hz, 1 H), 3.41 (s, 2 H), 2.80-2.75 (m, 2 H), 2.00 (dt, J = 12, 2 Hz, 2 H), 1.63-1.58 (m, 2 H), 1.45-1.30 (m, 1 H), 1.22 (m, 2 H), 0.92 (d, J = 6 Hz, 3 H); MS (ES) m/z 241 ($M^+ + 1$).

20 Example 13

1-[(6-Chloro-1-oxidopyridin-3-yl)methyl]-4-phenylpiperazine

PS-Diisopropylethylamine (3.54 mmol/g, 0.4 g, 1.40 mmol) was washed with tetrahydrofuran and 2-chloro-5-(chloromethyl)pyridine 1-oxide (100 mg, 0.56 mmol; described in: Tilley, J. W. et al, *J. Heterocyclic Chem.* **1979**, *16*, 333) was added followed
25 by tetrahydrofuran (1 mL). A solution of 1-phenylpiperazine (182 mg, 1.12 mmol) in tetrahydrofuran (1 mL) and a catalytic amount of potassium iodide were added, and the mixture was gently stirred (100 r/min) at room temperature for one week. PS-Isocyanate (1.76 mmol/g, 0.80 g, 1.40 mmol) was washed with tetrahydrofuran and added to the mixture followed by additional tetrahydrofuran (1 mL). The suspension was gently stirred
30 (100 r/min) at room temperature for 19 h. The suspension was filtered (20 μ m polyethylene filter), and the resins were washed with methylene chloride, tetrahydrofuran, and ethanol. Volatiles were removed *in vacuo*, and the residue was suspended in a 1:1-mixture of

tetrahydrofuran and ethanol (8 mL) followed by the addition of *N*-ethyl-*N,N*-diisopropylamine (50 μ L, 0.28 mmol). The mixture was added to PS-Thiophenol (1.35 mmol/g, 0.21 g, 0.28 mmol), and MP-Carbonate (3.20 mmol/g, 90 mg, 0.28 mmol), both pre-swelled in tetrahydrofuran. The mixture was stirred (100 r/min) at room temperature overnight followed by filtration. The resins were washed with methylene chloride, tetrahydrofuran, and ethanol, and the filtrate was concentrated *in vacuo* to give 141 mg (83% yield) of the title compound: $^1\text{H NMR}$ (CDCl_3 , 400 MHz) δ 8.42 (s, 1 H), 7.45 (d, $J = 8$ Hz, 1 H), 7.30-7.26 (m, 2 H), 7.25-7.21 (m, 1 H), 6.95-6.90 (m, 2 H), 6.89-6.85 (m, 1 H), 3.51 (s, 2 H), 3.22-3.18 (m, 4 H), 2.65-2.60 (m, 4 H); MS (ES) m/z 304 ($\text{M}^+ + 1$).

10

The following Examples, 14 – 19, were prepared as described for Example 13:

Example 14

1-[(6-Chloro-1-oxidopyridin-3-yl)methyl]-4-[2-nitro-4-(trifluoromethyl)phenyl]piperazine

15 Starting material: 1-[2-nitro-4-(trifluoromethyl)phenyl]piperazine. Yield: 100%: $^1\text{H NMR}$ (CDCl_3 , 400 MHz) δ 8.43 (d, $J = 1$ Hz, 1 H), 8.06 (d, $J = 2$ Hz, 1 H), 7.68 (dd, $J = 9$, 2 Hz, 1 H), 7.45 (d, $J = 8$ Hz, 1 H), 7.19 (dd, $J = 8$, 2 Hz, 1 H), 7.16 (d, $J = 9$ Hz, 1 H), 3.54 (s, 2 H), 3.18 (t, $J = 5$ Hz, 4 H), 2.64 (t, $J = 5$ Hz, 4 H); MS (ES) m/z 417 ($\text{M}^+ + 1$).

20 Example 15

3-[[[(6-Chloro-1-oxidopyridin-3-yl)methyl](ethyl)amino]propanenitrile

Starting material: 3-(ethylamino)propionitrile. Yield: 82%: $^1\text{H NMR}$ (CDCl_3 , 400 MHz) δ 8.35 (d, $J = 1$ Hz, 1 H), 7.46 (d, $J = 8$ Hz, 1 H), 7.32 (dd, $J = 9$, 1 Hz, 1 H), 3.60 (s, 2 H), 2.82 (t, $J = 7$ Hz, 2 H), 2.60 (q, $J = 7$ Hz, 2 H), 2.47 (t, $J = 7$ Hz, 2 H), 1.07 (t, $J = 7$ Hz, 3 H); MS (ES) m/z 240 ($\text{M}^+ + 1$).

25

Example 16

N-(4-Chlorobenzyl)-*N*-[(6-chloro-1-oxidopyridin-3-yl)methyl]-*N*-methylamine

Starting material: *p*-chloro-*N*-methylbenzylamine. Yield: 100%: $^1\text{H NMR}$ ($\text{CDCl}_3/\text{DMSO}-d_6$, 7:1, 400 MHz) δ 8.39 (s, 1 H), 7.46 (dd, $J = 8$, 1 Hz, 1 H), 7.34-7.26 (m, 4 H), 7.24-7.20 (m, 1 H), 3.54 (d, $J = 2$ Hz, 2 H), 3.45 (s, 2 H), 2.20 (d, $J = 2$ Hz, 3 H); MS (ES) m/z 297 ($\text{M}^+ + 1$).

30

Example 17*N*-[[6-Chloro-1-oxidopyridin-3-yl)methyl]-*N*-(2-furylmethyl)-*N*-methylamine

Starting material: *N*-methylfurfurylamine. Yield: 71%: ¹H NMR (CDCl₃, 400 MHz) δ 8.37
5 (d, *J* = 1 Hz, 1 H), 7.43 (d, *J* = 8 Hz, 1 H), 7.39 (dd, *J* = 2, 1 Hz, 1 H), 7.22 (dd, *J* = 8, 2
Hz, 1 H), 6.34 (dd, *J* = 3, 2 Hz, 1 H), 6.22-6.20 (m, 1 H), 3.61 (s, 2 H), 3.46 (s, 2 H), 2.26
(s, 3 H); MS (ES) *m/z* 253 (M⁺+1).

Example 1810 *N*-[[6-Chloro-1-oxidopyridin-3-yl)methyl]-*N*-methyl-*N*-phenylamine

Starting material: *N*-methylaniline. Yield: 100%: ¹H NMR (CDCl₃, 400 MHz) δ 8.26 (d, *J*
= 1 Hz, 1 H), 7.42 (d, *J* = 8 Hz, 1 H), 7.26-7.20 (m, 2 H), 7.10-7.06 (m, 1 H), 6.81-6.75
(m, 1 H), 6.71-6.67 (m, 2 H), 4.45 (s, 2 H), 3.02 (s, 3 H); MS (ES) *m/z* 249 (M⁺+1).

15 **Example 19**5-(Azetidin-1-ylmethyl)-2-chloropyridine 1-oxide

Starting material: azetidine. Yield: 100%: MS (ES) *m/z* 199 (M⁺+1).

Example 2020 2-Chloro-5-[(3-methylpiperidin-1-yl)methyl]pyridine 1-oxide

PS-Diisopropylethylamine (3.54 mmol/g, 0.4 g, 1.40 mmol) was washed with
tetrahydrofuran and 2-chloro-5-(chloromethyl)pyridine 1-oxide (100 mg, 0.56 mmol ;
described in: Tilley, J. W. et al, *J. Heterocyclic Chem.* **1979**, *16*, 333) was added followed
by tetrahydrofuran (1 mL). A solution of 3-methylpiperidine in tetrahydrofuran (1.5 mL)
25 and a catalytic amount of potassium iodide were added, and the mixture was gently stirred
(80 r/min) at room temperature for 5 days. PS-Isocyanate (1.10 mmol/g, 1.27 g, 1.40
mmol) was washed with tetrahydrofuran and added to the mixture followed by additional
tetrahydrofuran (2 mL). The suspension was gently stirred (80 r/min) at room temperature
overnight. *N*-Ethyl-*N,N*-diisopropylamine (50 μL, 0.28 mmol) and MP-Carbonate (2.55
30 mmol/g, 0.66 g, 1.68 mmol) were added, and the contents were mixed and gently stirred
for 24 h. The mixture was filtered (20 μm polyethylene filter), and the resins were washed

with methylene chloride. Volatiles were removed *in vacuo* to give 138 mg (99% yield) of the title compound: MS (ES) m/z 241 ($M^+ + 1$).

The following Examples, 21–22, were prepared as described for Example 20:

5

Example 21

N-[(6-Chloro-1-oxidopyridin-3-yl)methyl]-*N*-cyclohexyl-*N*-methylamine

Starting material: *N*-methylcyclohexylamine. Yield: 96%: MS (ES) m/z 255 ($M^+ + 1$).

10

Example 22

2-Chloro-5-(piperidin-1-ylmethyl)pyridine 1-oxide

Starting material: piperidine: MS (ES) m/z 227 ($M^+ + 1$)

Example 23

15

5,6-Dibromo-1,3-dihydroindol-2-one.

6-Bromooxindole (0.168 g, 0.8 mmol) was dissolved in acetic acid (4 mL) and stirred for 5 min at room temperature. *N*-Bromosuccinimide (0.14 g, 0.8 mmol) was added and the yellow reaction mixture was stirred for 3 h at ambient temperature. The mixture was poured onto ice and the resulting precipitate was collected by filtration and dried *in vacuo* to give 0.192 g (83% yield) of the title compound as a white solid: ^1H NMR (DMSO- d_6 , 400 MHz) δ 10.61 (s, 1 H), 7.60 (s, 1 H), 7.14 (s, 1 H), 3.52 (s, 2 H).

20

Example 24

1-Benzyl-4-[(6-chloropyridine-3-yl)sulfonyl]piperazine

25

To a solution of benzylpiperazine (0.45 mL, 2.59 mmol) in methylene chloride (15 mL), cooled on an ice-bath, was 6-chloropyridine-3-sulfonyl chloride (0.50 g, 2.36 mmol; described in: Naegeli, C. et al. *Helv. Chim. Acta*. **1938**, *21*, 1746-1750) dissolved in methylene chloride (10 mL) added slowly. The reaction was stirred for 30 min and the formed white precipitation was filtered and washed with methylene chloride and water affording, after drying, 0.68 g (82% yield) of the title compound: ^1H NMR (DMSO- d_6 , 400 MHz) δ 8.70 (d, $J = 3$ Hz, 1 H), 8.14 (dd, $J = 8, 3$ Hz, 1 H), 7.76 (d, $J = 8$ Hz, 1 H),

30

7.50-7.43 (m, 2 H), 7.38-7.30 (m, 3 H), 4.23 (br s, 2 H), 3.79-3.63 (m, 2 H), 3.45-3.18 (m, 2 H), 3.11-2.96 (m, 2 H), 2.96-2.81 (m, 2 H); MS (ES) m/z 352 ($M^+ + 1$).

Example 25

1-[(6-Chloropyridin-3-yl)sulfonyl]-4-(3-methylbutyl)piperazine

5 To a solution of 1-(3-methylbutyl)piperazine (0.41 g, 2.60 mmol; described in: Yamane, T. et al. *Chem. Pharm. Bull.* **1993**, *41*, 148-155) in methylene chloride (15 mL) cooled on an ice-bath was 6-chloropyridine-3-sulfonyl chloride (0.50 g, 2.36 mmol; described in: Naegeli, C. et al. *Helv. Chim. Acta.* **1938**, *21*, 1746-1750) dissolved in methylene chloride (10 mL) added slowly. The reaction was stirred for 30 min and a 5% HCl(aq) solution (30
10 mL) was added and the phases were separated. The aqueous layer was alkalyzed with a saturated aqueous NaHCO₃ solution until pH 9 and the mixture was extracted with methylene chloride. The organic layers were combined, dried (Na₂SO₄) and the solvent was removed in vacuo affording 650 mg (83% yield) of the title compound as a white solid: ¹H NMR (CDCl₃, 400 MHz) δ 8.75 (d, $J = 2$ Hz, 1 H), 7.97 (dd, $J = 8$, 2 Hz, 1 H),
15 7.51 (d, $J = 8$ Hz, 1 H), 3.33-3.05 (m, 4 H), 2.86-2.29 (m, 6 H), 1.66-1.50 (m, 1 H), 1.5-1.28 (m, 2 H), 0.88 (d, $J = 7$ Hz, 6 H); MS (ES) m/z 332 ($M^+ + 1$).

Example 26

1-[(6-Chloropyridin-3-yl)sulfonyl]-4-isopropylpiperazine

20 The title compound was prepared as described for Example 25 using *N*-isopropylpiperazine and 6-chloropyridine-3-sulfonyl chloride (described in: Naegeli, C. et al. *Helv. Chim. Acta.* **1938**, *21*, 1746-1750). Yield: 89%: ¹H NMR (CDCl₃, 400 MHz) δ 8.73 (d, $J = 3$ Hz, 1 H), 7.96 (dd, $J = 8$, 3 Hz, 1 H), 7.48 (d, $J = 8$ Hz, 1 H), 3.12-3.01 (m, 4 H), 2.76-2.63 (m, 1 H), 2.63-2.54 (m, 4 H), 0.99 (d, $J = 7$ Hz, 6 H); ¹³C NMR (CDCl₃, 100
25 MHz) δ 156.1, 149.3, 138.2, 131.7, 125.0, 54.8, 48.0, 46.7, 18.7; MS (ES) m/z 304 ($M^+ + 1$).

Example 27

1-[(6-Chloropyridin-3-yl)sulfonyl]-4-ethylpiperazine

30 The title compound was prepared as described for Example 25 using *N*-ethylpiperazine and 6-chloropyridine-3-sulfonyl chloride (described in: Naegeli, C. et al. *Helv. Chim. Acta.*

1938, 21, 1746-1750). Yield:83%: ^1H NMR (CDCl_3 , 400 MHz) δ 8.75 (d, $J = 3$ Hz, 1 H), 7.97 (dd, $J = 8, 3$ Hz, 1 H), 7.50 (d, $J = 8$ Hz, 1 H), 3.16-3.06 (m, 4 H), 2.60-2.46 (m, 4 H), 2.42 (q, $J = 7$ Hz, 2 H), 1.04 (t, $J = 7$ Hz, 3 H); ^{13}C NMR (CDCl_3 , 100 MHz) δ 155.8, 148.9, 137.8, 131.3, 124.7, 51.9, 51.6, 46.0, 11.9; MS (ES) m/z 290 ($\text{M}^+ + 1$).

5 **Example 28**

1-[(5-Bromo-6-chloropyridin-3-yl)sulfonyl]-4-methylpiperazine

The title compound was prepared as described for Example 3 using 1-methylpiperazine and 5-bromo-6-chloropyridine-3-sulfonyl chloride. Yield: 91%: ^1H NMR (CDCl_3 , 400 MHz) δ 8.59 (d, $J = 2$ Hz, 1 H), 7.67 (d, $J = 2$ Hz, 1 H), 3.08-3.01 (m, 4 H), 2.43 (t, $J = 5$ Hz, 4 H), 2.22 (s, 3 H); ^{13}C NMR (CDCl_3 , 100 MHz) δ 155.5, 146.8, 141.2, 132.7, 121.4, 54.2, 46.3, 46.1.

15 **Example 29**

6-Chloro-N-methyl-N-(2-pyrrolidin-1-ylethyl)pyridine-3-sulfonamide

To a solution of 6-chloropyridine-3-sulfonylchloride (636 mg, 3 mmol; described in: Naegeli, C. et al. *Helv. Chim. Acta.* **1938**, 21, 1746-1750) in methylene chloride (10 mL) was added methyl-(2-pyrrolidin-1-ylethyl)amine (384 mg, 3 mmol; described in: *J. Amer. Chem. Soc.* **1955**, 77, 3632-3634) dissolved in methylene chloride (10 mL) dropwise. The reaction mixture was stirred over night at room temperature followed by the extraction with aqueous HCl (3%). The acidic water layer was alkalized with an aqueous saturated solution of NaHCO_3 and extracted with methylene chloride. The organic phase was dried (Na_2SO_4) and evaporated in vacuo to give 0.75 gram (80% yield) of the title compound: MS (ES) m/z 304 ($\text{M}^+ + 1$).

25 **Example 30**

6-Chloro-N-[2-(dimethylamino)ethyl]pyridine-3-sulfonamide

The title compound was prepared as described for Example 29 using 6-chloropyridine-3-sulfonylchloride and *N,N*-dimethylethane-1,2-diamine. Yield: 72%: MS (ES) m/z 264 ($\text{M}^+ + 1$).

30 **Example 31**

6-Chloro-N-[2-(dimethylamino)ethyl]-N-ethylpyridine-3-sulfonamide

To a solution of *N*'-ethyl-*N,N*-dimethylethane-1,2-diamine (0.62 mL, 4.4 mmol) in methylene chloride (10 mL) was added 6-chloropyridine-3-sulfonylchloride (0.85 g, 4 mmol; described in: Naegeli, C. et al. *Helv. Chim. Acta.* **1938**, *21*, 1746-1750) dissolved in methylene chloride (10 mL) dropwise. The reaction mixture was stirred for 30 min at room temperature followed by the extraction with aqueous HCl (5%). The acidic water layer was alkalized with an aqueous saturated solution of NaHCO₃ and extracted with methylene chloride. The organic phase was dried (Na₂SO₄) and evaporated in vacuo to give 0.7 gram (60% yield) of the title compound: MS (ES) *m/z* 292 (M⁺ +1).

10

Example 326-Chloro-N-[(1-ethylpyrrolidin-2-yl)methyl]pyridine-3-sulfonamide

The title compound was prepared as described for Example 31 using (1-ethylpyrrolidin-2-yl)methylamine. Yield: 58%: MS (ES) *m/z* 304 (M⁺ +1).

15

Example 331-[(6-Chloropyridin-3-yl)sulfonyl]-4-methyl-1,4-diazepane

The title compound was prepared as described for Example 31 using 1-methylhomopiperazine. Yield: 60%: MS (ES) *m/z* 290 (M⁺ +1).

20

Example 344-[(6-Chloropyridin-3-yl)sulfonyl]morpholine

The title compound was prepared as described for Example 31 using morpholine. The crude product was purified on a silica gel column using heptane/ethyl acetate, (1:1), as the eluent: Yield: 60%: MS (ES) *m/z* 263 (M⁺ +1).

25

Example 35Ethyl 6-(2-hydroxy-5-nitro-1*H*-indol-3-yl)nicotinate

To a cooled solution of 5-nitrooxindol (5.27 g, 29.6 mmol) in *N,N*-dimethylamide (50 mL) was added sodium hydride (1.4 g, 35 mmol) during 5 min at 0 °C. After 10 min at 0 °C, 6-chloronicotinic acid ethyl ester (5.0 g, 26.9 mmol) was added dropwise and the reaction was heated to 135 °C for 45 min. The mixture was diluted with water (200 mL) and

30

saturated $\text{NH}_4\text{Cl}(\text{aq})$ (100 mL). The formed precipitate was filtrated and washed with water, methanol, ethyl acetate and diethyl ether. The residual green yellow solid was dried to give 4.1 g (47% yield) of the title compound: ^1H NMR (DMSO- d_6 , 300 MHz) δ 14.57 (s, 1 H), 11.24 (s, 1 H), 8.73 (s, 1 H), 8.26 (s, 1 H), 8.10 (d, $J = 9$ Hz, 1 H), 7.92 (d, $J = 8$ Hz, 1 H), 7.67 (d, $J = 9$ Hz, 1 H), 7.03 (d, $J = 9$ Hz, 1 H), 4.31 (q, $J = 7$ Hz, 2 H), 1.32 (t, $J = 7$ Hz, 3 H).

Example 36

Ethyl 6-(2-hydroxy-5-cyano-1*H*-indol-3-yl)nicotinate

To a solution of 5-cyanooxindole (360 mg, 2.27 mmol) in *N,N*-dimethylformamide (5 mL) was added sodium hydride (106 mg, 4.41 mmol). The greenish reaction mixture was stirred for 50 min whereafter 6-chloronicotinic acid ethyl ester (350 mg, 1.89 mmol) dissolved in *N,N*-dimethylformamide (5 mL) was added. The reaction mixture was heated at 110 °C for 30 min and water (50 mL) and saturated $\text{NH}_4\text{Cl}(\text{aq})$ (20 mL) was added, followed by extraction with ethyl acetate. The phases were separated and the organic phase contained the title compound as a precipitation that was filtered off. The solvent was concentrated in vacuo and additional product precipitated that was filtered to give 200 mg (34% yield) of the title compound in total: ^1H NMR (DMSO- d_6 , 300 MHz) δ 14.50 (br s, 1 H), 11.00 (s, 1 H), 8.73 (s, 1 H), 7.95 (s, 2 H), 7.80 (s, 1 H), 7.48 (s, 1 H), 6.95 (d, $J = 7$ Hz, 1 H), 4.50-4.15 (m, 2 H), 1.32 (t, $J = 7$ Hz, 3 H).

Example 37

5-Pyridin-3-yl-1,3-dihydro-2*H*-indol-2-one

A mixture of 5-bromooxindole (0.95 g, 4.48 mmol), 3-(tri-*n*-butylstannyl)pyridine (1.65 g, 4.48 mmol), tetraethyl ammonium chloride (2.23 g, 13.4 mmol) and bis(triphenylphospine palladium (II) chloride (0.16 g, 0.22 mmol) in acetonitrile (20 mL) was heated at reflux over night. After cooling to ambient temperature the mixture was diluted with chloroform (100 mL) and a potassium fluoride solution (10%, 250 mL) was added. The mixture was filtered through Celite and the layers were separated. The organic layer was dried (Na_2SO_4) and the solvent was removed in vacuo. The residue was purified on a silica gel column using chloroform/ethanol, (50:1), as the eluent affording 165 mg (18% yield) of the title compound as a white solid: ^1H NMR (DMSO- d_6 , 400 MHz) δ 9.64 (br s, 1 H), 7.97 (d, J

= 2 Hz, 1 H), 7.66 (dd, $J = 5, 1$ Hz, 1 H), 7.21-7.10 (m, 1 H), 6.73 (s, 1 H), 6.73-6.65 (m, 1 H), 6.65-6.54 (m, 1 H), 6.08 (d, $J = 8$ Hz, 1 H), 2.69 (s, 2 H); MS (ES) m/z 211 ($M^+ + 1$).

Example 38

5 5-Thien-2-yl-1,3-dihydro-2H-indol-2-one

The title compound was prepared as described for Example 37 using 5-bromooxindole and tri-*n*-butyl(2-thienyl)tin: MS (ES) m/z 216 ($M^+ + 1$).

Example 39

10 5-(2-Furyl)-1,3-dihydro-2H-indol-2-one

The title compound was prepared as described for Example 37 using 5-bromooxindole and tri-*n*-butyl(2-furyl)tin: MS (ES) m/z 200 ($M^+ + 1$).

Example 40

15 5-(Hydroxymethyl)-1,3-dihydro-2H-indol-2-one

To an ice-cooled mixture of methyl 2-oxoindoline-5-carboxylate (0.5 gram, 2.6 mmol) in a tetrahydrofuran/ethanol mixture (15:0.3 mL) was added lithium borohydride (115 mg, 5.2 mmol) in one portion. After 30 min, another portion of lithium borohydride (100 mg, 4.5 mmol) was added and the reaction solution was stirred for 4 h at room temperature. A third
20 portion of lithium borohydride (200 mg, 9.2 mmol) and ethanol (0.3 mL) were added and the reaction solution was stirred for 14 h at room temperature. The reaction was quenched with water (10 mL) and an aqueous saturated ammonium chloride solution (30 mL) and extracted with ethyl acetate. The combined organic phases were dried (Na_2SO_4) and evaporated in vacuo. The crude product was purified on a silica gel column using
25 methylene chloride/methanol, (10:1) as the eluent to give 140 mg (33% yield) of the title compound: ^1H NMR (DMSO- d_6 , 300 MHz) δ 10.3 (br s, 1 H), 7.14 (s, 1 H), 7.09 (d, $J = 8$ Hz, 1 H), 6.74 (d, $J = 8$ Hz, 1 H), 5.03 (t, $J = 6$ Hz, 1 H), 4.41 (7, $J = 6$ Hz, 2 H), 3.44 (s, 2 H).

30 Example 41

2-Oxoindoline-5-carbaldehyde

Chromium(VI) oxide (240 mg, 2.4 mmol) was added to ice-cooled pyridine (3 mL). To the formed yellow suspension was added additional pyridine (2 mL) and 5-(hydroxymethyl)-1,3-dihydro-2*H*-indol-2-one (130 mg, 0.8 mmol) dissolved in pyridine (3 mL). The reaction was quenched after 15 min by the addition of water (50 mL) and extracted with ethyl acetate. The organic phases were dried (Na₂SO₄) and evaporated in vacuo. The crude product was purified on a silica gel column using methylene chloride/methanol, (10:1), as the eluent to give 60 mg (46% yield) of the title compound.

Example 42

10 5-(1,3-Oxazol-5-yl)-1,3-dihydro-2*H*-indol-2-one

A mixture of 2-oxoindoline-5-carbaldehyde (60 mg, 0.38 mmol), tosylmethyl isocyanide (145 mg, 0.75 mmol) and potassium carbonate (103 mg, 0.75 mmol) in methanol (20 mL) was heated at reflux for 2 h. The mixture was concentrated in vacuo and diluted with an aqueous saturated solution of sodium hydrogencarbonate and extracted with methylene chloride. The combined organic layers were dried (Na₂SO₄) and evaporated in vacuo. The crude product was purified on a silica gel column using heptane/ethyl acetate, (1:4), as the eluent to give 40 mg (53% yield) of the title compound: ¹H NMR (DMSO-d₆, 300 MHz) δ 10.54 (br s, 1 H), 8.36 (br s, 1 H), 7.64-7.44 (m, 3 H), 6.89 (d, *J* = 8 Hz, 1 H), 3.54 (br s, 2 H).

20

Example 43

5-(Chloroacetyl)-1,3-dihydro-2*H*-indol-2-one

To a mixture of aluminum trichloride (17 gram, 128 mmol) and chloroacetyl chloride (3 gram, 2.65 mmol) in carbon disulfide (40 mL) was oxindole (2.73 gram, 20.5 mmol) added and the mixture was stirred at reflux for 3.5 h. The mixture was cooled to room temperature and carefully quenched with cooled water (50 mL). The quenched reaction mixture was stirred for 2 h and the formed precipitate was filtered and washed two times with water. The solid was dried to give 2.3 gram (53% yield) of the title compound: ¹H NMR (DMSO-d₆, 300 MHz) δ 10.82 (br s, 1 H), 7.87 (d, *J* = 8 Hz, 1 H), 7.82 (s, 1 H), 6.92 (d, *J* = 8 Hz, 1 H), 5.08 (s, 2 H), 3.57 (s, 2 H).

30

Example 44

5-(1,3-Thiazol-4-yl)-1,3-dihydro-2H-indol-2-one

A suspension of 5-(chloroacetyl)-1,3-dihydro-2H-indol-2-one (630 mg, 3 mmol), thioformamide (30 mL, 30 mmol; described in: *J. Med. Chem.* **1995**, 858-868) and triethylamine (0.42 mL, 3 mmol) in dioxane was heated at 110 °C for 3 h. Additional
5 thioformamide (10 mL, 10 mmol) was added and the reaction was stirred at 110 °C for 2 h. This batch was combined with an new batch starting from 230 mg of 5-(chloroacetyl)-1,3-dihydro-2H-indol-2-one and the combined reaction mixtures was concentrated to approximately 10 mL and an aqueous saturated sodium hydrogencarbonate solution (50 mL) was added and the solution was extracted with ethyl acetate. The combined organic
10 layers were dried (Na₂SO₄) and evaporated in vacuo. The crude product was purified on a silica gel column using heptane/ethyl acetate, (1:2), as the eluent to give 400 mg (35% yield) of the title compound: ¹H NMR (DMSO-d₆, 300 MHz) δ 10.47 (s, 1 H), 9.15 (s, 1 H), 7.97 (s, 1 H), 7.83 (br s, 2 H), 6.87 (d, *J* = 8 Hz, 1 H), 3.54 (s, 2 H); MS (ES) *m/z* 217 (M⁺ +1).

15

Example 455-(2-Methyl-1,3-thiazol-4-yl)-1,3-dihydro-2H-indol-2-one

A suspension of 5-(chloroacetyl)-1,3-dihydro-2H-indol-2-one (1.5 g, 7.15 mmol) and thioacetamide (540 mg, 7.15 mmol) in acetic acid (18 mL) was heated at 80 °C for 3 h.
20 The mixture was cooled to room temperature and the formed precipitate was filtered and washed with ethyl acetate two times and diethyl ether two times and the solid was dried under vacuo to give 1.5 gram (91% yield) of the title compound: ¹H NMR (DMSO-d₆, 300 MHz) δ 10.49 (s, 1 H), 7.90-7.70 (m, 3 H), 6.85-6.75 (m, 1 H), 3.55 (s, 2 H), 2.70 (s, 3 H).

25 **Example 46**3-[5-(Morpholin-4-ylmethyl)-1-oxidopyridin-2-yl]-5-pyridin-3-yl-1H-indol-2-ol

To a suspension of sodium hydride (0.05 g, 1.2 mmol, 60% dispersion in oil, pre-washed with hexane) in *N,N*-dimethylformamide (3 mL) was added a solution of 5-pyridin-3-yl-1,3-dihydro-2H-indol-2-one (0.19 g, 0.90 mmol) in *N,N*-dimethylformamide (4 mL). The
30 mixture was stirred for 20 min under nitrogen atmosphere. 2-Chloro-5-(morpholin-4-ylmethyl)pyridine 1-oxide (0.14 g, 0.60 mmol), dissolved in *N,N*-dimethylformamide (3 mL) was added dropwise and the mixture was stirred at room temperature for 2 h and then

heated at 130 °C for 1.5 h. The solvent was evaporated in vacuo and the residue was partitioned between 2 M HCl and ethyl acetate and the phases were separated. The aqueous layer was alkalized by addition of NaHCO₃ (s) and extracted with ethyl acetate. The organic layer was dried (Na₂SO₄) and the solvent was removed in vacuo affording 200 mg of the title compound as a yellow solid: MS (ES) *m/z* 403 (M⁺ +1).

Example 47

3-[5-(Morpholin-4-ylmethyl)-1-oxidopyridin-2-yl]-5-thien-2-yl-1H-indol-2-ol

The title compound was prepared as described for Example 46 using 5-thien-2-yl-1,3-dihydro-2H-indol-2-one: MS (ES) *m/z* 408 (M⁺ +1).

Example 48

5-(2-Furyl)-3-[5-(morpholin-4-ylmethyl)-1-oxidopyridin-2-yl]-1H-indol-2-ol

The title compound was prepared as described for Example 46 using 5-(2-furyl)-1,3-dihydro-2H-indol-2-one: MS (ES) *m/z* 392 (M⁺ +1).

Example 49

2-(5-Cyano-2-hydroxy-1H-indol-3-yl)-N-[2-(dimethylamino)ethyl]isonicotinamide

To a suspension of sodium hydride (0.15 g, 3.70 mmol, 60% dispersion in oil, pre-washed with hexane) in *N,N*-dimethylformamide (3 mL) was added a solution of 5-cyanooxindole (0.29 g, 1.84 mmol) in *N,N*-dimethylformamide (4 mL). The mixture was stirred for 30 min under a nitrogen atmosphere. 2-Chloro-*N*-[2-(dimethylamino)ethyl]isonicotinamide (0.21 g, 0.92 mmol) dissolved in *N,N*-dimethylformamide (4 mL) was added dropwise and the mixture was stirred at room temperature for 30 min and then heated at 150 °C for 45 min. The solvent was evaporated *in vacuo* and the residue was partitioned between ethyl acetate and water. A 2 M aqueous HCl solution was added until pH 2 and the mixture was extracted with ethyl acetate. To the aqueous layer, a 45% aqueous NaOH solution was added until pH 11 and the suspension was extracted with ethyl acetate. The aqueous layer was concentrated *in vacuo* and the crude product was purified by preparative HPLC (column: Xterra[®], 19x300 mm, eluent: 0.05 M NH₄OAc buffert/acetonitrile, 9:1 to 3:7) to give 15 mg (5% yield) of the title compound as a red solid: ¹H NMR (DMSO-*d*₆, 400 MHz) δ 14.88 (br s, 1 H), 11.03 (br s, 1 H), 9.10 (br s, 1 H), 8.28 (d, *J* = 6 Hz, 1 H), 8.04-

7.96 (m, 1 H), 7.95-7.83 (m, 1 H), 7.42-7.34 (m, 1 H), 7.13-7.02 (m, 2 H), 3.62-3.50 (m, 2 H), 2.86-2.69 (m, 2 H), 2.58-2.29 (m, 6 H); MS (TSP) m/z 350 ($M^+ + 1$).

Example 50

5 2-Hydroxy-3-{4-[(4-methylpiperazin-1-yl)carbonyl]pyridin-2-yl}-1H-indole-5-carbonitrile hydrochloride

The reaction was performed as described in Example 49 using 5-cyanooxindole and 1-(2-chloroisonicotinoyl)-4-methylpiperazine. The crude product was purified on a silica gel column using chloroform/ethanol/conc. $\text{NH}_3(\text{aq})$, (100:10:1), as the eluent. The base (20 mg) was dissolved in chloroform and a solution of HCl in diethyl ether was added until acidic pH. The formed precipitation was filtered and washed with diethyl ether. Drying *in vacuo* afforded 10 mg the title compound as a red solid. Yield: 2%; ^1H NMR (D_2O , 400 MHz) δ 7.82-7.77 (m, 1 H), 7.18-7.11 (m, 1 H), 7.09-7.05 (m, 1 H), 7.04-6.98 (m, 1 H), 6.78-6.71 (m, 1 H), 6.67-6.61 (m, 1 H), 4.05-3.94 (m, 1 H), 3.93-3.82 (m, 1 H), 3.67-3.48 (m, 2 H), 3.48-3.37 (m, 1 H), 3.35-3.04 (m, 3 H), 2.92-2.80 (m, 3 H); MS (TSP) m/s 362 ($M^+ + 1$).

Example 51

20 2-Hydroxy-3-{5-[(4-methylpiperazin-1-yl)carbonyl]pyridin-2-yl}-1H-indole-5-carbonitrile

A mixture of 5-cyanooxindole (213 mg, 1.35 mmol) and sodium hydride (72 mg, 1.80 mmol, 60% dispersion in oil) in *N,N*-dimethylformamide (4 mL) was stirred at room temperature for 10 min. A solution of 1-[(6-chloropyridin-3-yl)carbonyl]-4-methylpiperazine (216 mg, 0.901 mmol; described in: Thunus, L. *Ann. Pharm. Fr.* **1977**, 35(5-6), 197-203) in *N,N*-dimethylformamide (2 mL) was added dropwise. The reaction was stirred at room temperature for 3 h, then at 50 °C for 2.5 h. The solvent was removed *in vacuo*, and the residue was partitioned between chloroform and water. The phases were separated and the pH of the water phases was adjusted to 8 with a 2 M aqueous solution of HCl. The aqueous layer was extracted with ethyl acetate and the organic layers were dried (Na_2SO_4), combined, and the solvent was removed *in vacuo* affording an orange semi-solid. The material was purified on a silica gel column using chloroform/methanol, (8:2), as the eluent affording 24 mg (7% yield) of the title compound as a yellow solid: mp decomposes >295 °C; ^1H NMR (CDCl_3 , 400 MHz) δ 7.95 (s, 1 H), 7.91 (s, 1 H), 7.74 (dd, $J = 9, 2$ Hz, 1 H), 7.69 (s, 1 H), 7.48 (d, $J = 9$ Hz, 1 H), 7.36 (dd, $J = 8, 1$ Hz, 1 H), 7.06

(d, $J = 8$ Hz, 1 H), 3.69 (br s, 4 H); 2.48 (br s, 4 H), 2.36 (s, 3 H); MS (TSP) m/z 362 ($M^+ + 1$).

Example 52

5 2-Hydroxy-3-[5-(morpholin-4-ylmethyl)pyridin-2-yl]-1H-indole-5-carbonitrile hydrochloride

To a suspension of 5-cyanooxindole (720 mg, 4.55 mmol) in *N,N*-dimethylformamide (5 mL) was added sodium hydride (248 mg, 6.2 mmol, 60% dispersion in oil). After 15 min, was added 4-[(6-chloropyridin-3-yl)methyl]morpholine (323 mg, 1.52 mmol; described in: 10 Maienfisch, P. et al. *J. Med. Chem.* **2000**, *43*, 5003) to the solution. The reaction mixture was heated at reflux for 1 h. The solvent was removed *in vacuo*, and the residue was partitioned between ethyl acetate and water. A 2 M aqueous HCl solution was added to the ethyl acetate and water mixture until slightly acidic pH, and then NaHCO_3 (s) was added until saturation. The mixture was extracted with ethyl acetate. The organic layer was 15 washed with brine, dried (Na_2SO_4) and the solvent was removed *in vacuo*. The crude product was dissolved in a mixture of methanol and ethyl acetate and was cooled on ice. A solution of HCl in diethyl ether was added until acidic pH. Approximately half of the solvent volume was removed *in vacuo*. The precipitated hydrochloride salt was filtered, washed with ethyl acetate, and dried *in vacuo*. The salt was converted back to the base by 20 partitioning between ethyl acetate and an aqueous saturated NaHCO_3 solution. The obtained material (142 mg) was purified on a silica gel column using chloroform/ethanol, (9:1), as the eluent affording 34 mg (7% yield) of the title compound as the base as a yellow solid: ^1H NMR (CDCl_3 , 400 MHz) δ 14.96 (br s, 1 H), 8.83 (br s, 1 H), 7.79 (dd, $J = 9$, 1 Hz, 1 H), 7.69 (s, 1 H), 7.63 (s, 1 H), 7.50 (d, $J = 9$ Hz, 1 H), 7.29-7.26 (m, 1 H), 25 7.06 (d, $J = 8$ Hz, 1 H), 3.75-3.72 (m, 4 H), 3.44 (s, 2 H), 2.50-2.49 (m, 4 H). The base was dissolved in a mixture of methanol, dichloromethane, and ethyl acetate (15 mL total volume) and cooled on ice. A solution of HCl in diethyl ether (1 M) was added until acidic pH. Approximately half of the solvent volume was removed *in vacuo*, and ethyl acetate was added. The precipitated hydrochloride salt was filtered, washed with 30 ethyl acetate, and dried *in vacuo* at 40 °C affording 33 mg (87% yield from the base) as a yellow solid: ^1H NMR (DMSO-d_6 , 400 MHz) δ 14.75 (br s, 1 H), 11.36 (br s, 1 H), 10.98 (s, 1 H), 8.30 (s, 1 H), 8.07-8.02 (m, 2 H), 7.90 (d, $J = 9$ Hz, 1 H), 7.32 (d, $J = 8$ Hz, 1 H),

7.02 (d, $J = 8$ Hz, 1 H), 4.29 (s, 2 H), 3.98-3.94 (m, 2 H), 3.82-3.75 (m, 2 H), 3.37-3.32 (m, 2 H), 3.11-3.08 (m, 2 H); ^{13}C NMR (DMSO- d_6 , 100 MHz) δ 168.9, 148.4, 142.6, 139.7, 137.4, 124.8, 124.8, 120.8, 119.4, 118.4, 113.1, 108.9, 101.5, 85.6, 63.0, 55.5, 50.2; MS (TSP) m/z 335 ($M^+ + 1$).

5

Example 532-Hydroxy-3-[6-(2-morpholin-4-ylethoxy)pyrimidin-4-yl]-1H-indole-5-carbonitrile

To a solution of 5-cyanooxindole (411 mg, 2.60 mmol) in *N,N*-dimethylformamide (4 mL) was added sodium hydride (181 mg, 4.52 mmol, 60% dispersion in oil). After 10 min, a
10 solution of 4-{2-[(6-chloropyrimidin-4-yl)oxy]ethyl}morpholine (367 mg, 1.51 mmol) in *N,N*-dimethylformamide (1.5 mL) was added dropwise. The mixture was stirred at room temperature for 3 h. The solvent was removed *in vacuo*, and the residue was suspended in a 2 M aqueous HCl solution and washed twice with ethyl acetate. The aqueous layer was
15 alkalinized to pH 8 by adding a 45% aqueous NaOH solution. The obtained suspension was extracted twice with ethyl acetate. The combined phases were washed with brine, dried (Na_2SO_4) and the solvent was removed *in vacuo*. The crude product was purified on a silica gel column using chloroform/ethanol, (9:1), to chloroform/methanol, (8:2), as the eluent affording 172 mg (31% yield) of the title compound as a yellow solid: ^1H NMR (DMSO- d_6 , 400 MHz) δ 10.89 (br s, 1 H), 8.62 (s, 1 H), 8.02 (s, 1 H), 7.30 (d, $J = 7$ Hz, 1
20 H), 6.97 (d, $J = 8$ Hz, 1 H), 6.83 (br s, 1 H), 4.52 (t, $J = 5$ Hz, 2 H), 3.60 (t, $J = 4$ Hz, 4 H), 2.77 (m, 2 H), 2.54 (m, 4 H); MS (TSP) m/z 366 ($M^+ + 1$).

Example 542-Hydroxy-3-{5-[(4-methylpiperazin-1-yl)methyl]pyridin-2-yl}-1H-indole-5-carbonitrile
25 hydrochloride

A mixture of 5-cyanooxindole (694 mg, 4.39 mmol) and sodium hydride (234 mg, 5.85 mmol, 60% dispersion in oil) in *N,N*-dimethylformamide (2.5 mL) was stirred at room temperature for 15 min. To the greenish solution was added a solution of 1-[(6-chloropyridin-3-yl)methyl]-4-methylpiperazine (330 mg, 1.46 mmol) in *N,N*-
30 dimethylformamide (1.2 mL) and the mixture was heated at 150 °C for 30 min. The mixture was allowed to cool and the solvent was removed *in vacuo*. The residue was suspended in a 2 M aqueous HCl solution and washed twice with ethyl acetate. The

aqueous layer was alkalized with NaHCO₃ (s) until saturation followed by three extractions with ethyl acetate. The organic layers were combined, dried (Na₂SO₄), and the solvent was removed *in vacuo*. The obtained material was purified twice by column chromatography on silica using chloroform/methanol/conc. NH₃(aq), (90:10:0.5), as the eluent affording 56 mg of an oil. 38 mg of the oil was purified by preparative HPLC (column: Xterra, 19x300 mm, eluent: 0.05 M NH₄OAc buffert/acetonitrile, 9:1-3:7) affording 29 mg (6% yield) of the title compound as a yellow solid: mp decomposes >240 °C; ¹H NMR (CDCl₃, 400 MHz) δ 8.74 (s, 1 H), 7.78 (d, *J* = 9 Hz, 1 H), 7.70 (s, 1 H), 7.64 (s, 1 H), 7.50 (d, *J* = 9 Hz, 1 H), 7.29 (m, 1 H), 7.06 (d, *J* = 8 Hz, 1 H), 3.44 (s, 2 H), 2.52 (br s, 8 H), 2.31 (s, 3 H); ¹³C NMR (CDCl₃, 100 MHz) δ 169.1, 149.6, 141.7, 136.1, 134.2, 125.4, 124.7, 123.6, 121.0, 119.7, 118.4, 109.3, 103.2, 85.4, 59.0, 55.0, 52.9, 45.9.

10 mg of the solid was dissolved in a mixture of ethyl acetate, methylene chloride, and a small volume of methanol (10 mL total volume). The solution was cooled on ice and HCl in diethyl ether (1 M) was added until acidic pH. Approximately 2/3 of the solvent volume was removed *in vacuo* and ethyl acetate was added. The precipitated hydrochloride salt was filtered, washed with ethyl acetate and dried *in vacuo* affording 12 mg of the title compound as an orange solid: ¹H NMR (D₂O, 400 MHz) δ 7.78 (s, 1 H), 7.68-7.65 (m, 1 H), 7.47 (s, 1 H), 7.34-7.31 (m, 1 H), 7.14-7.11 (m, 1 H), 6.93-6.6.90 (m, 1 H), 3.62-3.48 (m, 10 H), 2.77 (s, 3 H); MS (TSP) *m/z* 348 (M⁺+1).

20

Example 55

6-(5-Cyano-2-hydroxy-1*H*-indol-3-yl)-*N*-[2-(dimethylamino)ethyl]-*N*-methylnicotinamide hydrochloride

A mixture of sodium hydride (330 mg, 8.2 mmol, 60 % dispersion in oil, pre-washed with hexane) in *N,N*-dimethylformamide (2 mL) was added to 5-cyanooxindole (980 mg, 6.2 mmol) in *N,N*-dimethylformamide (4 mL). The formed brown mixture was stirred at room temperature for 20 min and 6-chloro-*N*-[2-(dimethylamino)ethyl]-*N*-methylnicotinamide (500 mg, 2.1 mmol) in *N,N*-dimethylformamide (3 mL) was added. The obtained red solution was heated at 150 °C for 30 min and was then allowed to reach room temperature overnight. The solvent was removed *in vacuo* and the residue was partitioned between a 2 M aqueous HCl solution and ethyl acetate. The mixture was alkalized to pH 8 by adding NaHCO₃ (s) and extracted with ethyl acetate. The combined extracts were dried (Na₂SO₄)

and the solvent was removed *in vacuo* to afford 450 mg of a crude product. The residue was purified on a silica gel column using chloroform/ methanol/conc. NH₃(aq), (80:19:1), as the eluent. Fractions containing product were collected, evaporated *in vacuo* and dried at 25 °C *in vacuo* to afford 70 mg. The residue was purified by preparative HPLC (column: Xterra, 19x300 mm, eluent: 0.05 M NH₄OAc buffert/acetonitrile, 9:1-3:7). Fractions containing product were collected, evaporated *in vacuo* and dried at 25 °C *in vacuo* to afford 35 mg (4.6% yield) of the title compound as the base: ¹H NMR (D₂O, 400 MHz) δ 7.89 (s, 1 H), 7.59 (d, *J* = 9 Hz, 1 H), 6.96 (s, 1 H), 6.92 (d, *J* = 8 Hz, 1 H), 6.84 (d, *J* = 9 Hz, 1 H), 6.65 (d, *J* = 8 Hz, 1 H), 3.76 (s, 2 H), 3.30 (s, 2 H), 3.07 (s, 3 H), 2.84 (s, 6 H). 10 mg of the base was dissolved in diethyl ether and treated with 5 M HCl in diethyl ether. The hydrochloride salt was dried at 25 °C *in vacuo* to afford 6 mg of the title compound as an orange powder: MS (ESP) *m/z* 364 (M⁺+1).

Example 56

2-Hydroxy-3-{5-[(4-methylpiperazin-1-yl)sulfonyl]pyridin-2-yl}-1H-indole-5-carbonitrile hydrochloride

The reaction was performed as described in Example 55 using 1-(6-chloropyridine-3-sulfonyl)-4-methylpiperazine (described in: Thunus L., Annales Pharmaceutiques Francaises **1977**, 35, 197-203). Yield: 9.8%: ¹H NMR (D₂O, 400 MHz) δ 8.12 (s, 1 H), 7.60 (d, *J*=10 Hz, 1 H), 7.13 (s, 1 H), 7.00 (dd, *J* = 8, 2 Hz, 1 H), 6.93 (d, *J* = 9 Hz, 1 H), 6.73 (dd, *J* = 8, 2 Hz, 1 H), 3.91 (d, *J* = 13 Hz, 2 H), 3.60 (d, *J* = 11 Hz, 2 H), 3.24 (app. t, *J* = 11 Hz, 2 H), 3.02 (app. t, *J* = 12 Hz, 2 H), 2.89 (s, 3 H); MS (TSP) *m/z* 398 (M⁺+1).

Example 57

6-(5-Cyano-2-hydroxy-1H-indol-3-yl)-N-(2-pyrrolidin-1-ylethyl)pyridine-3-sulfonamide hydrochloride

The reaction was performed as described in Example 55 using 6-chloro-*N*-(2-pyrrolidin-1-ylethyl)pyridine-3-sulfonamide. Purification on a silica gel column using chloroform/methanol/conc. NH₃(aq), (80:19:1), as the eluent gave the title compound as the base. Yields: 9.8%. 15 mg of the base was dissolved in methylene chloride/tetrahydrofuran/methanol (3 mL total volume) and treated with 5 M HCl in diethyl ether. The hydrochloride salt was dried at 40 °C *in vacuo* to afford 11 mg of the

title compound as an orange powder: ^1H NMR (D_2O , 400 MHz) δ 7.96 (s, 1 H), 7.47 (d, $J = 9$ Hz, 1 H), 6.87 (s, 1 H), 6.74 (d, $J = 8$ Hz, 1 H), 6.66 (d, $J = 9$ Hz, 1 H), 6.50 (d, $J = 8$ Hz, 1 H), 3.61 (m, 2 H), 3.25 (m, 4 H), 3.02 (m, 2 H), 1.97 (m, 4 H); MS (TSP) m/z 412 ($\text{M}^+ + 1$).

5

Example 582-Hydroxy-3-[5-(morpholin-4-ylmethyl)pyridin-2-yl]-1H-indole-5-carbonitrile

To a suspension of sodium hydride (105 mg, 2.62 mmol, 60% in oil) in *N,N*-dimethylformamide (2 mL) was added 5-cyanooxindole (310 mg, 1.96 mmol). The mixture was stirred at room temperature for 10 min. To the obtained yellowish solution was added 2-chloro-5-(morpholin-4-ylmethyl)pyridine 1-oxide (299 mg, 1.31 mmol) and the mixture was heated under nitrogen at 130 °C for 30 min. The dark reaction mixture was allowed to cool and the solvent was removed *in vacuo*. The residue was partitioned between a 2 M aqueous solution of HCl and ethyl acetate. The aqueous layer was carefully saturated with NaHCO_3 (s) and extracted twice with ethyl acetate. The two last organic layers were combined, dried (Na_2SO_4) and the solvent was removed *in vacuo*. The residue was dissolved in ethyl acetate (50 mL) and a concentrated solution of phosphorus trichloride (0.5 mL, 5.7 mmol) in ethyl acetate (3 mL) was added. A yellowish precipitate was formed. The mixture was stirred at room temperature overnight and then heated at 60 °C for 30 min and finally at reflux for 10 min. The mixture was allowed to cool and was then diluted with ethyl acetate and washed with a saturated aqueous NaHCO_3 solution. The aqueous layer was extracted repeatedly with ethyl acetate. The combined organic layers were dried (Na_2SO_4) and the solvent was removed *in vacuo*. The residue was purified on a silica gel column using chloroform/ethyl acetate, (9:1), as the eluent affording 195 mg (45% yield) of the title compound as a yellow solid: mp 228-230 °C; ^1H NMR (DMSO-d_6 , 400 MHz) δ 14.79 (br s, 1 H), 10.87 (s, 1 H), 8.10 (s, 1 H), 7.91 (s, 1 H), 7.84 (d, $J = 9$ Hz, 1 H), 7.79 (dd, $J = 9$, 1 Hz, 1 H), 7.28 (d, $J = 8$ Hz, 1 H), 7.00 (d, $J = 8$ Hz, 1 H), 3.58 (t, $J = 4$ Hz, 4 H), 3.39 (s, 2 H), 2.38 (br s, 4 H); ^{13}C NMR (DMSO-d_6 , 100 MHz) δ 168.6, 148.4, 142.0, 136.9, 135.9, 125.2, 124.0, 122.3, 121.0, 118.7, 118.3, 108.7, 101.2, 84.4, 66.1, 58.3, 52.8; MS (ESP) m/z 335 ($\text{M}^+ + 1$).

Example 592-Hydroxy-3-[5-(pyrrolidin-1-ylmethyl)pyridin-2-yl]-1H-indole-5-carbonitrile hydrochloride

To a suspension of sodium hydride (60% in mineral oil, 72 mg, 1.80 mmol) in *N,N*-
5 dimethylformamide (1 mL) was added 5-cyanoindole (213 mg, 1.35 mmol), and the
mixture was stirred at ambient temperature for 15 min. To the obtained brownish solution
was added a solution of 2-chloro-5-(pyrrolidin-1-ylmethyl)pyridine 1-oxide (191 mg, 0.90
mmol) in *N,N*-dimethylformamide (1.5 mL). The obtained red solution was heated at 125
°C for 20 min, and was then allowed to cool. The mixture was dissolved in 2 M HCl(aq)
10 and washed with ethyl acetate. The organic layer was extracted with 2 M HCl(aq). The
combined aqueous layers were alkalized to saturation with NaHCO₃ (s), and extracted two
times with ethyl acetate. The extracts were combined, dried (Na₂SO₄) and the solvent was
removed *in vacuo* to give 270 mg of a crude product. The material was dissolved in ethyl
acetate (15 mL), and a solution of phosphorus trichloride (0.25 mL, 2.87 mmol) in ethyl
15 acetate (3 mL) was added. An orange precipitate was immediately formed. The mixture
was heated at reflux for 30 min, and was then allowed to cool. The mixture was partitioned
between ethyl acetate and a saturated aqueous NaHCO₃ solution. The aqueous layer was
extracted with another two portions of ethyl acetate. The combined organic layers were
dried (Na₂SO₄) and the solvent was evaporated to give a crude product which was purified
20 on a silica gel column using chloroform/methanol/conc. NH₃(aq), (90:10:0.5), as the eluent
affording 85 mg (37% yield) of the title compound as the free base as an orange solid: ¹H
NMR (CDCl₃, 400 MHz) δ 14.9 (br s, 1 H), 9.02 (s, 1 H), 7.78 (dd, *J* = 9, 2 Hz, 1 H), 7.68
(s, 1 H), 7.60 (s, 1 H), 7.46 (d, *J* = 9 Hz, 1 H), 7.25-7.22 (m, 1 H), 7.05 (d, *J* = 8 Hz, 1 H),
3.56 (s, 2 H), 2.55-2.51 (m, 4 H), 1.83-1.79 (m, 4 H); MS (ES) *m/z* 319 (M⁺+1). The base
25 (65 mg) was dissolved in a mixture of ethyl acetate (20 mL), methylene chloride (10 mL),
and methanol (2 mL), and was then cooled on an ice-bath. A solution of HCl in diethyl
ether (1 M) was added until acidic pH. About 60% of the solvent volume was evaporated
and to the residual suspension was added ethyl acetate. The obtained orange hydrochloride
was filtered, washed with ethyl acetate, and dried *in vacuo* at 40 °C affording 65 mg (95%
30 yield from the base) of the title compound as a brownish solid: ¹H NMR (DMSO-d₆, 400
MHz) δ 14.70 (br s, 1 H), 11.00 (br s, 1 H), 10.97 (s, 1 H), 8.31 (s, 1 H), 8.07 (dd, *J* = 9, 1
Hz, 1 H), 8.02 (s, 1 H), 7.91 (d, *J* = 8 Hz, 1 H), 7.32 (d, *J* = 7 Hz, 1 H), 7.02 (d, *J* = 7 Hz,

1 H), 4.29 (d, $J = 6$ Hz, 2 H), 3.45-3.39 (m, 2 H), 3.09-3.02 (m, 2 H), 2.04-1.98 (m, 2 H), 1.92-1.87 (m, 2 H).

Example 60

5 2-Hydroxy-3-{5-[(4-methyl-1,4-diazepan-1-yl)methyl]pyridin-2-yl}-1H-indole-5-carbonitrile hydrochloride

To a suspension of sodium hydride (60% in mineral oil, 263 mg, 6.58 mmol) in *N,N*-dimethylformamide (3 mL) was added 5-cyanoindole (0.78 g, 4.94 mmol) in portions. The mixture was stirred at ambient temperature for 10 min. To the obtained brownish
10 solution was added a solution of 1-[(6-chloro-1-oxidopyridin-3-yl)methyl]-4-methyl-1,4-diazepane (842 mg, 3.29 mmol) in *N,N*-dimethylformamide (3 mL). The reaction mixture was heated at 130 °C under a nitrogen atmosphere for 30 min. The dark mixture was allowed to cool and the solvent was removed *in vacuo*. To the residual oil was added 2 M HCl(aq) and the obtained suspension was washed twice with ethyl acetate. The aqueous
15 layer was neutralized with 45% NaOH and alkalized to saturation with NaHCO₃ (s), and extracted two times with ethyl acetate, and once with tetrahydrofuran. The extracts were combined, dried (Na₂SO₄) and the solvent was removed *in vacuo* affording 1.0 g of the crude *N*-oxide: MS (ES) m/z 278 ($M^+ + 1$). Part of the material (841 mg, 2.23 mmol) was dissolved in acetonitrile (70 mL) during heating. To the warm solution was added
20 phosphorus trichloride (1 mL, 11.1 mmol), dropwise initially and then at a faster rate. The obtained orange suspension was heated at reflux for 1 h, and was then allowed to cool. The precipitate was filtered, washed with acetonitrile, and dried *in vacuo* affording 780 mg of an orange residue. Part of the material (240 mg) was dissolved in H₂O. NaHCO₃ (s) was added until saturation, and the mixture was extracted three times with ethyl acetate and
25 once with tetrahydrofuran. The combined organic layers were dried (Na₂SO₄ and MgSO₄), and the solvent was evaporated to give 165 mg of an oil which was purified on a silica gel column using chloroform/methanol/conc. NH₃(aq), (80:20:1), as the eluent to give 84 mg of the title compound as the free base as a brownish solid: ¹H NMR (DMSO-d₆, 400 MHz)
30 δ 14.70 (br s, 1 H), 10.79 (br s, 1 H), 8.11 (s, 1 H), 7.92 (s, 1 H), 7.87 (d, $J = 9$ Hz, 1 H), 7.79 (d, $J = 8$ Hz, 1 H), 7.25 (d, $J = 7$ Hz, 1 H), 6.98 (d, $J = 7$ Hz, 1 H), 3.53 (s, 2 H), 2.69-2.57 (m, 8 H), 2.30 (s, 3 H), 1.78-1.70 (m, 2 H). The base (66 mg) was converted to the hydrochloride using the method described for Example 59. Yield: 99% (calculated

from the base) of the title compound as an orange solid: ^1H NMR (D_2O , 400 MHz) δ 7.91 (s, 1 H), 7.65 (dd, $J = 9$, 2 Hz, 1 H), 7.01-6.95 (m, 3 H), 6.74 (d, $J = 7$ Hz, 1 H), 4.32 (s, 2 H), 3.80-3.54 (m, 8 H), 2.97 (s, 3 H), 2.31 (br s, 2 H).

5 The following Examples, 61-62, were prepared as described for Example 60:

Example 61

2-Hydroxy-3-{5-[(4-pyrrolidin-1-yl)piperidin-1-yl]methyl}pyridin-2-yl}-1H-indole-5-carbonitrile hydrochloride

10 Starting material: 2-chloro-5-[(4-pyrrolidin-1-yl)piperidin-1-yl]methyl]pyridine 1-oxide. The product was purified on a silica gel column using chloroform/methanol/conc. $\text{NH}_3(\text{aq})$, (90:10:0.5), as the eluent. Yield: 15% of the title compound as the base as an orange solid: ^1H NMR (CDCl_3 , 400 MHz) δ 8.75 (br s, 1 H), 7.76 (dd, $J = 9$, 2 Hz, 1 H), 7.69 (s, 1 H), 7.64 (s, 1 H), 7.49 (d, $J = 9$ Hz, 1 H), 7.29-7.25 (m, 1 H), 7.05 (d, $J = 8$ Hz, 1 H), 3.41 (s, 2 H), 2.88 (d, $J = 11$ Hz, 2 H), 2.58 (br s, 4 H), 2.11-1.99 (m, 3 H), 1.90 (d, $J = 12$ Hz, 2 H), 1.80 (br s, 4 H), 1.65-1.53 (m, 2 H); MS (ES) m/z 402 ($\text{M}^+ + 1$). The base (72 mg) was dissolved in a mixture of ethyl acetate (5 mL), methylene chloride (10 mL), and was then cooled on an ice-bath. A solution of HCl in diethyl ether was (1 M) added until acidic pH. The obtained orange hydrochloride was filtered, washed with ethyl acetate, and dried *in vacuo* at room temperature affording 68 mg (80% yield, calculated from the base) of the title compound as an orange solid: ^1H NMR (D_2O , 400 MHz) δ 7.90 (s, 1 H), 7.71 (d, $J = 9$ Hz, 1 H), 7.25 (s, 1 H), 7.15 (d, $J = 9$ Hz, 1 H), 7.12 (d, $J = 8$ Hz, 1 H), 6.89 (d, $J = 8$ Hz, 1 H), 4.00 (br s, 2 H), 3.55-3.41 (m, 5 H), 2.92-2.82 (m, 2 H), 2.43 (d, $J = 13$ Hz, 2 H), 2.09 (br s, 4 H), 1.98-1.87 (m, 2 H).

25

Example 62

3-(5-{[3-(Dimethylamino)pyrrolidin-1-yl]methyl}pyridin-2-yl)-2-hydroxy-1H-indole-5-carbonitrile

30 Starting material: 1-[(6-chloro-1-oxidopyridin-3-yl)methyl]-*N,N*-dimethylpyrrolidin-3-amine. The crude product was purified on a silica gel column using chloroform/methanol/conc. $\text{NH}_3(\text{aq})$, (85:15:1), as the eluent. The obtained material was purified further by preparative HPLC (column: Xterra, C_8 , 7 μm , 19x300mm; eluent: 0.1

M NH₄OAc buffer/acetonitrile, 8:2 to 4:6) affording the title compound as an orange solid. Yield: 6%: ¹H NMR (CDCl₃, 400 MHz) δ 9.12 (br s, 1 H), 7.77 (d, *J* = 9 Hz, 1 H), 7.71 (s, 1 H), 7.63 (s, 1 H), 7.49 (d, *J* = 9 Hz, 1 H), 7.28-7.24 (m, 1 H), 7.06 (d, *J* = 8 Hz, 1 H), 3.60-3.48 (m, 2 H), 2.95-2.89 (m, 1 H), 2.82-2.76 (m, 1 H), 2.72-2.68 (m, 1 H), 2.64-2.58 (m, 1 H), 2.53-2.48 (m, 1 H), 2.27 (s, 6 H), 2.09-2.00 (m, 1 H), 1.87-1.79 (m, 1 H); MS (ES) *m/z* 362 (M⁺+1).

Example 63

2-Hydroxy-3-{5-[(4-methylpiperidin-1-yl)methyl]pyridin-2-yl}-1H-indole-5-carbonitrile

To a suspension of sodium hydride (60% in mineral oil, 54 mg, 1.35 mmol) in *N,N*-dimethylformamide (1 mL) was added 5-cyanooxindole (161 mg, 1.02 mmol), and the mixture was stirred at ambient temperature for 10 min. To the obtained brownish solution was added a solution of 2-chloro-5-[(4-methylpiperidin-1-yl)methyl]pyridine 1-oxide (163 mg, 0.677 mmol) in *N,N*-dimethylformamide (1.5 mL). The reaction mixture was heated at 130 °C for 25 min, and was then allowed to cool. The solvent was removed *in vacuo*, and to the residue was added 2 M HCl(aq). The obtained precipitate was partitioned between a saturated aqueous NaHCO₃ solution and ethyl acetate. The aqueous layer was extracted with another two portions of ethyl acetate. The combined organic layers were dried (Na₂SO₄), and the solvent was removed *in vacuo* affording a crude product. The material was dissolved in ethyl acetate (25 mL), and phosphorus trichloride (0.24 mL, 2.71 mmol) was added. An orange precipitate was immediately formed. The mixture was heated at reflux for 30 min, and was then allowed to cool. The mixture was partitioned between ethyl acetate and a saturated aqueous NaHCO₃ solution. The aqueous layer was extracted with another portion of ethyl acetate. The combined organic layers were dried (Na₂SO₄), and the solvent was evaporated. The crude product was purified on a silica gel column using chloroform/methanol, (95:5), as the eluent followed by preparative HPLC (column: Xterra, C₈, 7 μm, 19x300mm; eluent: 0.1 M NH₄OAc buffer/acetonitrile, 8:2 to 4:6) affording 4 mg (2% yield) of the title compound as an orange solid: ¹H NMR (acetone-d₆, 400 MHz) δ 9.88 (br s, 1 H), 8.11 (d, *J* = 1 Hz, 1 H), 7.90 (dd, *J* = 9, 2 Hz, 1 H), 7.85 (d, *J* = 9 Hz, 1 H), 7.82 (d, *J* = 1 Hz, 1 H), 7.26 (dd, *J* = 8, 2 Hz, 1 H), 7.11 (d, *J* = 8 Hz, 1 H), 3.44 (s, 2 H), 2.91-2.86 (m, 2 H), 2.10-1.98 (m, 2 H), 1.65-1.59 (m, 2 H), 1.40-1.35 (m, 1 H), 1.28-1.16 (m, 2 H), 0.92 (d, *J* = 7 Hz, 3 H); MS (ES) *m/z* 347 (M⁺+1).

Example 642-Hydroxy-3-{5-[(4-phenylpiperazin-1-yl)methyl]pyridin-2-yl}-1H-indole-5-carbonitrile

To a suspension of sodium hydride (60% dispersion in mineral oil, 45 mg, 1.12 mmol) in *N,N*-dimethylformamide (1 mL) was added 5-cyanooxindole (133 mg, 0.84 mmol). The mixture was stirred for 15 min, and a suspension of 1-[(6-chloro-1-oxidopyridin-3-yl)methyl]-4-phenylpiperazine (0.56 mmol) in *N,N*-dimethylformamide (2.3 mL) was added. The reaction mixture was heated at 130 °C for 10 min and was then allowed to cool to room temperature. The dark reaction mixture was acid/base-extracted using an Alex robot. The following steps were included: addition of HCl (aq), washing with ethyl acetate (to remove excess of 5-cyanooxindole), alkalization with (sat) NaHCO₃, and finally repeated extractions with ethyl acetate. The combined organic extracts were dried (Na₂SO₄), and the solvent was removed *in vacuo*. The residue was dissolved in ethyl acetate (10 mL), and phosphorus trichloride (0.2 mL, 2.24 mmol) was added. The resulting suspension was stirred at ambient temperature for 1.5 h, and then heated at reflux for 30 min. The reaction mixture was allowed to cool to room temperature. The mixture was washed with a saturated aqueous NaHCO₃ solution using an Alex robot. The aqueous layer was repeatedly extracted with ethyl acetate. The combined organic layers were dried (Na₂SO₄), and the solvent was evaporated to give 20 mg of an orange product which was purified on silica using chloroform/ethanol, (95:5), as the eluent. The obtained material (10 mg) was purified further by preparative HPLC (column: Xterra, C₈, 7 μm, 19x300mm; eluent: 0.1 M NH₄OAc buffer/acetonitrile, 8:2 to 4:6) affording 5 mg (1.1% yield) of the title compound: ¹H NMR (DMSO-d₆, 400 MHz) δ 14.78 (br s, 1 H), 10.86 (s, 1 H), 8.14 (s, 1 H), 7.91 (s, 1 H), 7.86-7.82 (m, 2 H), 7.27 (d, *J* = 8 Hz, 1 H), 7.23-7.16 (m, 2 H), 7.00 (d, *J* = 8 Hz, 1 H), 6.93 (d, *J* = 8 Hz, 2 H), 6.77 (t, *J* = 7 Hz, 1 H), 3.46 (s, 2 H), 3.16-3.12 (m, 4 H), 2.57-2.53 (m, 4 H); MS (ES) *m/z* 410 (M⁺+1).

The following Examples, 65 – 70, were prepared as described for Example 64:

Example 653-[5-(Azetidin-1-ylmethyl)pyridin-2-yl]-2-hydroxy-1H-indole-5-carbonitrile

Starting material: 5-(azetidin-1-ylmethyl)-2-chloropyridine 1-oxide. The title compound was purified on a silica gel column using chloroform/methanol/conc. NH₃(aq), (90:10:0.5).

Yield: 1%: ^1H NMR (acetone- d_6 , 400 MHz) δ 9.86 (br s, 1 H), 8.10 (s, 1 H), 7.86-7.83 (m, 2 H), 7.81 (d, $J = 2$ Hz, 1 H), 7.26 (dd, $J = 8, 2$ Hz, 1 H), 7.11 (d, $J = 8$ Hz, 1 H), 3.51 (d, $J = 1$ Hz, 2 H), 3.22 (t, $J = 7$ Hz, 4 H); MS (ES) m/z 305 ($M^+ + 1$).

5 **Example 66**

2-Hydroxy-3-[5-({4-[2-nitro-4-(trifluoromethyl)phenyl]piperazin-1-yl}methyl)pyridin-2-yl]-1H-indole-5-carbonitrile

Starting material: 1-[(6-chloro-1-oxidopyridin-3-yl)methyl]-4-[2-nitro-4-(trifluoromethyl)phenyl]piperazine. Yield: 1%: ^1H NMR (DMSO- d_6 , 400 MHz) δ 14.79 (br s, 1 H), 10.85 (s, 1 H), 8.15-8.12 (m, 2 H), 7.90 (s, 1 H), 7.87-7.80 (m, 3 H), 7.43 (d, $J = 9$ Hz, 1 H), 7.27 (d, $J = 8$ Hz, 1 H), 7.00 (d, $J = 8$ Hz, 1 H), 3.47 (s, 2 H), 3.17-3.14 (m, 4 H), 2.55-2.52 (m, 4 H); MS (ES) m/z 523 ($M^+ + 1$).

Example 67

15 3-(5-{{(2-Cyanoethyl)(ethyl)amino}methyl}pyridin-2-yl)-2-hydroxy-1H-indole-5-carbonitrile

Starting material: 3-[[[(6-chloro-1-oxidopyridin-3-yl)methyl](ethyl)amino]propanenitrile. Yield: 1%: ^1H NMR (DMSO- d_6 , 400 MHz) δ 14.80 (br s, 1 H), 10.84 (s, 1 H), 8.11 (s, 1 H), 7.93 (s, 1 H), 7.86 (d, $J = 9$ Hz, 1 H), 7.83 (d, $J = 9$ Hz, 1 H), 7.26 (d, $J = 8$ Hz, 1 H), 6.99 (d, $J = 8$ Hz, 1 H), 3.52 (s, 2 H), 2.73-2.70 (m, 2 H), 2.69-2.65 (m, 2 H), 2.53 (q, $J = 7$ Hz, 2 H), 1.00 (t, $J = 7$ Hz, 3 H); MS (ES) m/z 346 ($M^+ + 1$).

Example 68

25 3-(5-{{(4-Chlorobenzyl)(methyl)amino}methyl}pyridin-2-yl)-2-hydroxy-1H-indole-5-carbonitrile

Starting material: *N*-(4-chlorobenzyl)-*N*-[(6-chloro-1-oxidopyridin-3-yl)methyl]-*N*-methylamine. Yield: 1%: ^1H NMR (DMSO- d_6 , 400 MHz) δ 14.79 (br s, 1 H), 10.85 (s, 1 H), 8.15 (s, 1 H), 7.90 (s, 1 H), 7.85-7.82 (m, 2 H), 7.41-7.36 (m, 4 H), 7.27 (d, $J = 8$ Hz, 1 H), 7.00 (d, $J = 8$ Hz, 1 H), 3.52 (s, 2 H), 3.44 (s, 2 H), 2.11 (s, 3 H); MS (ES) m/z 401 ($M^+ - 1$).

Example 693-(5-[[2-Furylmethyl](methyl)amino]methyl)pyridin-2-yl)-2-hydroxy-1H-indole-5-carbonitrile

Starting material: *N*-[(6-chloro-1-oxidopyridin-3-yl)methyl]-*N*-(2-furylmethyl)-*N*-

5 methylamine. Yield: 4%: ¹H NMR (DMSO-d₆, 400 MHz) δ 14.80 (br s, 1 H), 10.86 (s, 1 H), 8.10 (s, 1 H), 7.91 (s, 1 H), 7.85 (d, *J* = 9 Hz, 1 H), 7.79 (d, *J* = 9 Hz, 1 H), 7.61 (d, *J* = 1 Hz, 1 H), 7.27 (d, *J* = 8 Hz, 1 H), 7.00 (d, *J* = 8 Hz, 1 H), 6.43 (dd, *J* = 3, 2 Hz, 1 H), 6.34 (d, 3 Hz, 1 H), 3.59 (s, 2 H), 3.42 (s, 2 H), 2.15 (s, 3 H); MS (ES) *m/z* 359 (*M*⁺+1).

Example 702-Hydroxy-3-(5-[[methyl(phenyl)amino]methyl]pyridin-2-yl)-1H-indole-5-carbonitrile

Starting material: *N*-[(6-chloro-1-oxidopyridin-3-yl)methyl]-*N*-methyl-*N*-phenylamine.

The product was purified on a silica gel column using chloroform/methanol/conc. NH₃(aq), (90:10:0.5), as the eluent. Yield 2%: ¹H NMR (DMSO-d₆, 400 MHz) δ 10.82 (br s, 1 H),
15 8.06 (s, 1 H), 7.91-7.68 (m, 3 H), 7.26-7.23 (m, 1 H), 7.22-7.16 (m, 2 H), 7.00-6.96 (m, 1 H), 6.80 (d, *J* = 8 Hz, 2 H), 6.66 (t, *J* = 7 Hz, 1 H), 4.49 (s, 2 H), 2.98 (s, 3 H); MS (ES) *m/z* 353 (*M*⁺-1).

Example 712-Hydroxy-3-{5-[(3-methylpiperidin-1-yl)methyl]pyridin-2-yl}-1H-indole-5-carbonitrile

To a suspension of sodium hydride (60% in mineral oil, 45 mg, 1.12 mmol) in *N,N*-dimethylformamide (1 mL) was added 5-cyanooxindole (133 mg, 0.84 mmol), and the mixture was stirred at ambient temperature for 10 min. To the obtained brownish solution was added a solution of 2-chloro-5-[(3-methylpiperidin-1-yl)methyl]pyridine 1-oxide (0.56
25 mmol) in *N,N*-dimethylformamide (1.5 mL). The reaction mixture was heated at 130 °C for 30 min, and was then allowed to cool. To the residue was added 2 M HCl(aq) and the obtained suspension was washed with ethyl acetate. The aqueous layer was neutralized with 45% NaOH(aq) and alkalized to saturation with NaHCO₃ (s), and extracted two times with ethyl acetate. The extracts were combined, dried (MgSO₄) and the solvent was removed *in*
30 *vacuo* affording 84 mg of the crude product. The material was dissolved in ethyl acetate (10 mL), and to the solution was added phosphorus trichloride (0.2 mL, 2.24 mmol). The obtained orange suspension was heated at reflux for 1 h and was then allowed to cool. The

precipitate was filtered, washed with ethyl acetate, and dried *in vacuo* affording 70 mg of an orange residue. The material was purified by preparative HPLC (column: Xterra, C₈, 7 μm, 19x300mm; eluent: 0.1 M NH₄OAc buffer/acetonitrile, 8:2 to 4:6) affording 15 mg (8% yield) of the title compound as an orange solid: ¹H NMR (acetone-d₆, 400 MHz) δ 9.86 (br s, 1 H), 8.11 (s, 1 H), 7.91 (dd, *J* = 9, 2 Hz, 1 H), 7.84 (d, *J* = 9 Hz, 1 H), 7.82 (d, *J* = 1 Hz, 1 H), 7.26 (dd, *J* = 8, 2 Hz, 1 H), 7.11 (d, *J* = 8 Hz, 1 H), 3.44 (s, 2 H), 2.00-1.50 (m, 6 H), 0.95-0.81 (m, 4 H); MS (ES) *m/z* 347 (M⁺+1).

The following Examples, 72–73, were prepared as described for Example 71:

10

Example 72

3-(5-[[Cyclohexyl(methyl)amino]methyl]pyridin-2-yl)-2-hydroxy-1H-indole-5-carbonitrile

Starting material: *N*-[(6-chloro-1-oxidopyridin-3-yl)methyl]-*N*-cyclohexyl-*N*-methylamine.

15

Yield: 3%: ¹H NMR (CDCl₃, 400 MHz) δ 8.64 (br s, 1 H), 7.79 (dd, *J* = 9, 2 Hz, 1 H), 7.75 (s, 1 H), 7.68 (s, 1 H), 7.53 (d, *J* = 9 Hz, 1 H), 7.30 (dd, *J* = 8, 1 Hz, 1 H), 7.05 (d, *J* = 8 Hz, 1 H), 3.52 (s, 2 H), 2.23 (s, 3 H), 1.88-1.80 (m, 5 H), 1.36-1.02 (m, 6 H); MS (ES) *m/z* 361 (M⁺+1).

20

Example 73

2-Hydroxy-3-[5-(piperidin-1-ylmethyl)pyridin-2-yl]-1H-indole-5-carbonitrile

Starting material: 2-chloro-5-(piperidin-1-ylmethyl)pyridine 1-oxide. Yield: 4%: ¹H NMR

25

(acetone-d₆, 400 MHz) δ 9.85 (br s, 1 H), 8.11 (s, 1 H), 7.91 (dd, *J* = 9, 2 Hz, 1 H), 7.85 (d, *J* = 9 Hz, 1 H), 7.82 (d, *J* = 1 Hz, 1 H), 7.26 (dd, *J* = 8, 2 Hz, 1 H), 7.12 (d, *J* = 8 Hz, 1 H), 3.43 (s, 2 H), 2.47-2.41 (m, 4 H), 1.61-1.54 (m, 4 H), 1.49-1.41 (m, 2 H); MS (ES) *m/z* 333 (M⁺+1).

Example 74

3-{5-[(4-Methylpiperazin-1-yl)sulfonyl]pyridin-2-yl}-1H-indol-2-ol hydrochloride

30

Sodium hydride (46 mg, 60% dispersion in paraffin) was washed with hexane and dried *in vacuo*. *N,N*-Dimethylformamide (3 mL), oxindole (72 mg, 0.54 mmol) and 1-[(6-chloropyridin-3-yl)sulfonyl]-4-methylpiperazine (100 mg, 0.36 mmol; described in:

Thunus L., *Annales Pharmaceutiques Francaises* **1977**, *35*, 197-203) were added to the sodium hydride and the reaction mixture was stirred at room temperature for 5 min. The reaction mixture was then heated for 10 min at 130 °C. After cooling to room temperature, a saturated aqueous sodium hydrogen carbonate solution was added. The mixture was
5 extracted twice with methylene chloride and the combined organic layers were dried (Na₂SO₄), filtrated and the solvent was removed in vacuo. The residue was purified on a silica gel column using a gradient ethyl acetate/methanol, (40:1 to 1:1), as the eluent. The product was dissolved in a mixture of methylene chloride (5 mL) and methanol (5 mL). Hydrogen chloride (3 mL, 1 M in diethyl ether) was added and stirring was continued for
10 10 min. The precipitate was washed with diethyl ether and dried in vacuo to give 50 mg (37% yield) of the title compound: ¹H NMR (D₂O, 400 MHz) δ 7.95 (m, 1 H), 7.45 (d, *J* = 2 Hz, 1 H), 7.43 (dd, *J* = 9, 2 Hz, 1 H), 7.23 (m, 1 H), 7.14 (d, *J* = 9 Hz, 1 H), 7.00 (m, 2 H), 3.88 (d, *J* = 14 Hz, 2 H), 3.60 (d, *J* = 12 Hz, 2 H), 3.23 (m, 2 H), 2.94 (m, 2 H), 2.90 (s, 3 H); MS (ES) *m/z* 373 (M⁺+1).

15 **Example 75**

6-Chloro-3-{5-[(4-methylpiperazin-1-yl)sulfonyl]pyridin-2-yl}-1*H*-indol-2-ol hydrochloride

The title compound was prepared as described for Example 74 using 6-chlorooxindole. The base was purified on a silica gel column using a gradient chloroform/methanol, (100:0
20 to 4:1), as the eluent. The product was dissolved in a mixture of chloroform (10 mL) and methanol (10 mL). Hydrogen chloride (3 mL, 1 M in diethyl ether) was added and stirring was continued for 10 min. The precipitate was washed with diethyl ether and dried in vacuo to give 50 mg (29% yield) of the title compound: ¹H NMR (DMSO-d₆, 400 MHz) δ 10.95 (m, 1 H), 10.79 (s, 1 H), 8.49 (s, 1 H), 7.68 (m, 1 H), 7.64 (m, 1 H), 7.55 (d, *J* = 8
25 Hz, 1 H), 6.98 (m, 1 H), 6.93 (m, 1 H), 3.74 (m, 2 H), 3.45 (m, 2 H), 3.12 (m, 2 H), 2.97 (m, 2 H), 2.75 (m, 3 H); MS (ES) *m/z* 407 (M⁺+1).

Example 76

3-[5-(Morpholin-4-ylcarbonyl)pyridin-2-yl]-5-nitro-1*H*-indol-2-ol

30 Ethyl 6-(2-hydroxy-5-nitro-1*H*-indol-3-yl)nicotinate (0.327 g, 1.0 mmol) was suspended in benzene (13 mL) followed by the addition of morpholine (0.218 g, 2.5 mmol). The mixture was stirred (N₂ atmosphere) for 5 min at 0 °C. To this mixture, trimethyl aluminum (2 M

solution in hexane, 2 mL, 4 mmol) was added via a syringe. After 10 min the temperature was raised to 70 °C and the reaction mixture was stirred for 20 h then poured onto an ice-cold aqueous saturated NaHCO₃ solution and extracted with chloroform. The combined organic layer was concentrated and the light brown residue was purified on a silica gel column using chloroform/methanol/triethylamine, (50:10:1), as eluent to give 0.22 g (60 % yield) of the title compound: ¹H NMR (acetone-d₆, 400 MHz) δ 8.47 (s, 1 H), 8.41 (s, H), 8.05 (d, *J* = 8 Hz, 1 H), 7.99 (d, *J* = 8 Hz, 1 H), 7.90 (d, *J* = 8 Hz, 1 H), 7.19 (d, *J* = 8 Hz, 1 H), 3.79 (br s, 2 H), 3.73 (br s, 4 H), 2.68 (br s, 4 H); MS (EI) *m/z* 369 (M+1⁺).

10 Example 77

6-Bromo-3-[5-(morpholin-4-ylmethyl)pyridin-2-yl]-1H-indol-2-ol hydrochloride

To a *N,N*-dimethylformamide (1.5 mL) suspension of sodium hydride (60 % dispersion in oil, 40 mg, 1.0 mmol, pre-washed with hexane) was added 6-bromoxindole (0.159 g, 0.75 mmol). The formed mixture was stirred for 5 min at room temperature followed by the addition of 2-chloro-5-(morpholin-4-ylmethyl)pyridine 1-oxide (0.114 g, 0.5 mmol). The resulting reaction mixture was stirred (N₂ atmosphere) for 30 min at 120 °C. The solvent was evaporated *in vacuo* and the residual oil was purified on a silica gel column using chloroform/methanol, (10:1), as eluent affording the *N*-oxide product. The *N*-oxide was dissolved in chloroform (3 mL) and phosphorus trichloride (0.412 g, 3.0 mmol) was added. The reaction mixture was stirred for 30 min at 60°C and then cooled to room temperature. The mixture was quenched with methanol and concentrated. The residue was purified on a silica column using a chloroform/methanol gradient, (10:1 to 1:2), as the eluent to give 52 mg (4% yield) of the title compound as the base as brownish solid. The base (30 mg, 0.077 mmol) was dissolved in methylene chloride/methanol, (1:1), and treated with 1 M HCl in diethyl ether at 0 °C. The resulting yellowish orange crystals were collected by filtration and washed with diethyl ether to give 5 mg (15% yield) of the title compound: ¹H NMR (DMSO-d₆, 400 MHz) δ 10.61 (s, 1 H), 8.59 (br s, 1 H), 8.23 (s, 1 H), 7.96 (s, 1 H), 7.70 (s, 1 H), 7.54 (d, *J* = 8 Hz, 1 H), 7.09 (d, *J* = 8 Hz, 1 H), 7.05 (s, 1 H), 4.17 (br s, 2 H), 3.85 (br s, 4 H), 3.10 (br s, 4 H); MS (EI) *m/z* 388 (M⁺), 390 (M⁺+2).

30

Example 78

2-Hydroxy-3-[5-(morpholin-4-ylmethyl)pyridin-2-yl]-1H-indole-6-carbonitrile

hydrochloride

The title compound was prepared as described for Example 77 using 6-cyanooxindole. The base was obtained as a yellow solid after purification by preparative HPLC (column: Xterra, C₈, 7 μm, 19x300mm; eluent: 0.1 M NH₄OAc buffer/ acetonitrile, 8:2 to 4:6).

5 Yield: 13%. The base was transformed to the yellow hydrochloride salt in 33% yield: ¹H NMR (D₂O, 400 MHz) δ 8.21 (s, 1 H), 8.04 (d, *J* = 8 Hz, 1 H), 7.82 (d, *J* = 8 Hz, 1 H), 7.64 (d, *J* = 8 Hz, 1 H), 7.29 (s, 1 H), 7.28 (d, *J* = 8 Hz, 1 H), 3.97 (s, 2 H), 3.69 (br s, 4 H), 2.65 (br s, 4 H); MS (EI) *m/z* 335 (M⁺+1).

10 **Example 79**5-Bromo-3-[5-(morpholin-4-ylmethyl)pyridin-2-yl]-1*H*-indol-2-ol hydrochloride

To a *N,N*-dimethylformamide (3.0 mL) suspension of sodium hydride (60 % dispersion in oil, 0.480 g, 12.0 mmol, pre-washed with hexane) was added 5-bromooxindole (1.9 g, 9.0 mmol). The mixture was stirred for 10 min at 0 °C and for 5 min at room temperature. 2-
15 Chloro-5-(morpholin-4-ylmethyl)pyridine 1-oxide (1.37 g, 6.0 mmol) was added and the resulting reaction mixture was stirred (N₂ atmosphere) for 50 min at 120 °C, then cooled to room temperature. The *N,N*-dimethylformamide solution was diluted with an aqueous saturated NaHCO₃ solution and NaCl (s, 2 g) was added followed by extraction with chloroform and ethyl acetate. The combined organic phases were dried (Na₂SO₄) and
20 concentrated in vacuo. The remaining *N,N*-dimethylformamide was removed by co-evaporation with toluene two times. The residual oil was dissolved in chloroform (10 mL) and phosphorus trichloride (3.0 g, 21.8 mmol) was added. The reaction mixture was stirred for 30 min at 60 °C and then cooled to room temperature. The mixture was poured into an aqueous saturated NaHCO₃ solution.

25 A brown precipitate was formed, which was filtered off, and the filtrate (containing some product) was treated separately (see below).

The brown solid was dissolved in methanol (150 mL) and insoluble materials were removed by filtration. This solution was concentrated to a brownish yellow solid, which was suspended in ethyl acetate (15 mL) and stirred overnight at room temperature. The
30 yellow solid was collected by filtration and dried to afford 1.28 g of the product.

To the NaHCO₃ solution (filtrate, see above), NaCl(s) (2.0 g) was added followed by extractions with chloroform and ethyl acetate. The combined organic phases were dried

(Na₂SO₄) and concentrated *in vacuo*. The residue was purified on a silica gel column using chloroform/methanol, (5:1) as eluent. The residue was suspended in ethyl acetate (15 mL) and stirred overnight at room temperature. The solid was filtered, dried to give 90 mg of the title compound as a yellow solid as the base. The obtained total amount of the base was 1.37 g (59% yield). A small amount of the free base (12 mg, 0.03 mmol) was dissolved in methylene chloride/methanol, (1:1) and treated with 1 M HCl in diethyl ether at 0 °C. The resulting yellow crystals were collected by filtration and washed with diethyl ether to obtain 13 mg (100 % yield) of the title compound: ¹H NMR (DMSO-d₆, 400 MHz) δ 10.52 (s, 1 H), 8.09 (s, 1 H), 7.81 (d, *J* = 8 Hz, 1 H), 7.70 (d, *J* = 8 Hz, 1 H), 7.61 (s, 1 H), 7.04 (d, *J* = 8 Hz, 1 H), 6.86 (d, *J* = 8 Hz, 1 H), 3.62 (br s, 4 H), 3.40 (s, 2 H), 2.42 (br s, 4 H); MS (EI) *m/z* 388 (M⁺), 390 (M⁺+2).

Example 80

5,6-Dibromo-3-[5-(morpholin-4-ylmethyl)pyridin-2-yl]-1H-indol-2-ol hydrochloride

The title compound was prepared as described for Example 79 using 5,6-dibrom-1,3-dihydro-indol-2-one. The base (27% yield) was transformed to the hydrochloride salt. The salt was purified by re-crystallization from chloroform/methanol/diethyl ether and the crystals were washed with dimethylsulfoxide (1 mL) to give the title compound. Yield:4%: ¹H NMR (CDCl₃, 400 MHz) δ 8.29 (s, 1 H), 7.75 (d, *J* = 10 Hz, 1 H), 7.68 (s, 1 H), 7.62 (s, 1 H), 7.47 (d, *J* = 10 Hz, 1 H), 7.21 (s, 1 H), 3.72 (br s, 4 H), 3.40 (s, 2 H), 2.48 (br s, 4 H).

Example 81

3-Fluoro-3-[5-(morpholin-4-ylmethyl)pyridin-2-yl]-2-oxoindoline-6-carbonitrile hydrochloride

2-Hydroxy-3-[5-(morpholin-4-ylmethyl)pyridin-2-yl]-1H-indole-6-carbonitrile (0.10 g, 0.3 mmol) was dissolved in tetrahydrofuran/dioxane, (1:1,16 mL), under N₂ atmosphere and stirred at -20 °C for 5 min. To this mixture, sodium bis(trimethylsilyl)amide (1 M solution in tetrahydrofuran, 0.30 mL, 0.3 mmol) was added via syringe and the reaction was allowed to stir for 20 min at ambient temperature. 1-Fluoro-2,4,6-trimethylpyridinium triflate (0.112 g, 0.33 mmol) was added and the reaction was allowed to warm to room temperature and stirred for 16 h. The solvent was removed *in vacuo* and the residue was taken up in ethyl acetate and washed with an aqueous saturated NaHCO₃ solution. The

organic phase was dried (Na_2SO_4) and evaporated in vacuo. The crude product was purified by preparative HPLC (column: Xterra, C_8 , 10 μm , 19x300mm; eluent: 0.05 M NH_4OAc buffer/acetonitrile, 8:2-2:8) affording 50 mg (47% yield) of a yellowish brown solid. The solid (40 mg, 0.11 mmol) was dissolved in methylene chloride/methanol, (1:1), and treated with 1 M HCl in diethyl ether at 0 °C. The resulting yellow crystals were collected by filtration and washed with diethyl ether to give 18 mg (42% yield) of the title compound: ^1H NMR (DMSO- d_6 , 400 MHz) δ 8.42 (s, 1 H), 7.96 (d, $J = 8$ Hz, 1 H), 7.83 (d, $J = 8$ Hz, 1 H), 7.50 (d, $J = 8$ Hz, 1 H), 7.46 (d, $J = 8$ Hz, 1 H), 7.44 (s, 1 H), 3.60 (br s, 4 H), 3.54 (s, 2 H), 2.38 (br s, 4 H): MS (EI) m/z 353 ($\text{M}^+ + 1$).

Example 82

3-{5-[(4-Benzylpiperazin-1-yl)sulfonyl]pyridin-2-yl}-2-hydroxy-1H-indole-5-carbonitrile hydrochloride

To a suspension of sodium hydride (0.09 g, 2.2 mmol, 60% dispersion in oil, pre-washed with hexane) in *N,N*-dimethylformamide (3 mL), cooled on an ice-bath, was added a solution of 5-cyanooxindole (0.32 g, 2.0 mmol) in *N,N*-dimethylformamide (3 mL). The mixture was stirred for 20 min under a nitrogen atmosphere and the ice-bath was removed. 1-Benzyl-4-[(6-chloropyridine-3-yl)sulfonyl]piperazine (0.35 g, 1.0 mmol), dissolved in *N,N*-dimethylformamide (4 mL), was added dropwise and the mixture was heated at 130 °C for 40 min. The solvent was evaporated in vacuo and the residue was partitioned between methylene chloride and aqueous NaHCO_3 (pH>7). The mixture was extracted with methylene chloride. The organic layers were combined, dried (Na_2SO_4) and the solvent was removed in vacuo. The crude product was purified on a silica gel column using chloroform/ethanol, (20:1), as the eluent. The base (120 mg) was dissolved in chloroform/methanol and a solution of HCl in diethyl ether (1 M) was added until acidic pH. The formed precipitation was filtered and washed with diethyl ether affording 71 mg (14% yield) of the title compound as a yellow solid: ^1H NMR (DMSO- d_6 , 400 MHz) δ 11.15 (br s, 1 H), 10.54 (br s, 1 H), 8.54 (br s, 1 H), 8.01 (br s, 1 H), 7.88-7.81 (m, 1 H), 7.70 (dd, $J = 9$, 2 Hz, 1 H), 7.56-7.47 (m, 2 H), 7.47-7.38 (m, 4 H), 7.06 (d, $J = 8$ Hz, 1 H), 4.40-4.28 (m, 2 H), 3.83- 3.66 (m, 2 H), 3.23-3.04 (m, 4 H), 3.04-2.88 (m, 2 H); MS (ES) m/z 474 ($\text{M}^+ + 1$).

Example 832-Hydroxy-3-(5-{[4-(3-methylbutyl)piperazin-1-yl]sulfonyl}pyridin-2-yl)-1H-indole-5-carbonitrile hydrochloride

The title compound was prepared as described for Example 82 using 5-cyanooxindole and
5 1-[(6-chloropyridin-3-yl)sulfonyl]-4-(3-methylbutyl)piperazine. Yield: 5% of the title
compound as a yellow solid: ¹H NMR (DMSO-d₆, 400 MHz) δ 11.15 (br s, 1 H), 10.63 (br
s, 1 H), 8.57 (s, 1 H), 8.02 (s, 1 H), 7.94-7.81 (m, 1 H), 7.73 (d, *J* = 9 Hz, 1 H), 7.41 (d, *J* =
8 Hz, 1 H), 7.05 (d, *J* = 8 Hz, 1 H), 3.82-3.67 (m, 2 H), 3.62-3.34 (m, 2 H), 3.20-2.92 (m, 6
H), 1.64-1.46 (m, 3 H), 0.86 (d, *J* = 6 Hz, 6 H); MS (ES) *m/z* 454 (M⁺ +1).

10

Example 842-Hydroxy-3-{5-[(4-isopropylpiperazin-1-yl)sulfonyl]pyridin-2-yl}-1H-indole-5-carbonitrile hydrochloride

The title compound was prepared as described for Example 82 using 5-cyanooxindole and
15 1-[(6-chloropyridin-3-yl)sulfonyl]-4-isopropylpiperazine. Yield: 30% of the title
compound as a yellow solid; ¹H NMR (DMSO-d₆, 400 MHz) δ 11.56 (br s, 1 H), 10.68 (br
s, 1 H), 8.57 (br s, 1 H), 8.02 (s, 1 H), 7.93-7.81 (m, 1 H), 7.74 (dd, *J* = 9, 2 Hz, 1 H), 7.42
(dd, *J* = 8, 1 Hz, 1 H), 7.06 (d, *J* = 8 Hz, 1 H) 3.82-3.71 (m, 2 H), 3.58-3.31 (m, 3 H), 3.24-
1.82 (m, 4 H), 1.24 (d, *J* = 7 Hz, 6 H); MS (ES) *m/z* 304 (M⁺ +1).

20

Example 853-{5-[(4-Ethylpiperazin-1-yl)sulfonyl]pyridin-2-yl}-2-hydroxy-1H-indole-5-carbonitrile hydrochloride

The title compound was prepared as described for Example 82 using 5-cyanooxindole and
25 1-[(6-chloropyridin-3-yl)sulfonyl]-4-ethylpiperazine. Yield: 4% of the title compound as a
yellow solid: ¹H NMR (DMSO-d₆, 400 MHz) δ 11.15 (br s, 1 H), 10.75 (br s, 1 H), 8.56
(br s, 1 H), 8.04 (s, 1 H), 7.93-7.82 (m, 1 H), 7.73 (dd, *J* = 9, 2 Hz, 1 H), 7.41 (dd, *J* = 8, 1
Hz, 1 H), 7.05 (d, *J* = 8 Hz, 1 H), 3.83-3.69 (m, 2 H), 3.69-3.42 (m, 2 H), 3.18-2.92 (m, 6
H), 1.20 (t, *J* = 7.2 Hz, 3 H); MS (ES) *m/z* 412 (M⁺ +1).

30

Example 863-[5-(Morpholin-4-ylmethyl)pyridin-2-yl]-5-pyridin-3-yl-1H-indol-2-ol

To a solution of 3-[5-(morpholin-4-ylmethyl)-1-oxidopyridin-2-yl]-5-pyridin-3-yl-1*H*-indol-2-ol (200 mg, 0.6 mmol) in ethyl acetate (60 mL) was added phosphorus trichloride (0.4 mL). A yellow precipitate was formed and the mixture was refluxed for 3 h, and then diluted with ethyl acetate and washed with an aqueous saturated NaHCO₃ solution. The aqueous layer was extracted with two portions of ethyl acetate and one portion of chloroform. The organic layers were combined, dried (Na₂SO₄) and concentrated in vacuo. The crude product was purified by preparative HPLC (column: Xterra, 19×300 mm, eluent: water/acetonitrile, (0:100 to 100:0), gradient) affording 6 mg (3% yield) of the title compound as a yellow solid: ¹H NMR (DMSO-d₆, 400 MHz) δ 10.50 (br s, 1 H), 8.92 (d, *J* = 2 Hz, 1 H), 8.49 (dd, *J* = 4, 1 Hz, 1 H), 8.12-8.06 (m, 1 H), 8.02 (s, 1 H), 7.90-7.71 (m, 1 H), 7.71-7.67 (m, 2 H), 7.43 (dd, *J* = 8, 5 Hz, 1 H), 7.20 (d, *J* = 8 Hz, 1 H), 6.98 (d, *J* = 8 Hz, 1 H), 3.63-3.53 (m, 4 H), 3.40-3.24 (m, 2 H), 2.42-2.34 (m, 4 H); MS (ES) *m/z* 388 (M⁺ +1).

15 Example 87

3-[5-(Morpholin-4-ylmethyl)pyridin-2-yl]-5-thien-2-yl-1*H*-indol-2-ol hydrochloride

The title compound was prepared as described for Example 86 using 3-[5-(morpholin-4-ylmethyl)-1-oxidopyridin-2-yl]-5-thien-2-yl-1*H*-indol-2-ol and phosphorus trichloride. The base was dissolved in chloroform/methanol, (3:1), and a solution of HCl in diethyl ether (1 M) was added until acidic pH. The formed precipitation was filtered, washed with diethyl ether and dried. Yield: 9% of the title compound as a yellow solid: ¹H NMR (DMSO-d₆, 400 MHz) δ 11.10 (br s, 1 H), 10.55 (s, 1 H), 8.21 (s, 1 H), 8.02-7.90 (m, 1 H), 7.85-7.62 (m, 2 H), 7.54-7.46 (m, 1 H), 7.46-7.37 (m, 1 H), 7.18 (d, *J* = 8 Hz, 1 H), 7.15-7.06 (m, 1 H), 6.92 (d, *J* = 8 Hz, 1 H), 4.24 (s, 2 H), 4.03-3.89 (m, 2 H), 3.84-3.51 (m, 2 H), 3.39-3.28 (m, 2 H) 3.16-3.05 (m, 2 H); MS (ES) *m/s* 392 (M⁺ +1).

Example 88

5-(2-Furyl)-3-[5-(morpholin-4-ylmethyl)pyridin-2-yl]-1*H*-indol-2-ol hydrochloride

The title compound was prepared as described for Example 86 using 5-(2-furyl)-3-[5-(morpholin-4-ylmethyl)-1-oxidopyridin-2-yl]-1*H*-indol-2-ol. Yield: 6% of the title compound as a yellow solid: ¹H NMR (DMSO-d₆, 400 MHz) δ 10.26 (br s, 1 H), 10.56 (s, 1 H), 8.22 (s, 1 H), 8.03-7.94 (m, 1 H), 7.83-7.71 (m, 2 H), 7.66 (s, 1 H), 7.30 (d, *J* = 8

Hz, 1 H), 6.98-6.86 (m, 2 H), 6.59-6.53 (m, 1 H), 4.31-4.10 (m, 2 H), 4.16-3.85 (m, 2 H), 3.85-3.70 (m, 2 H), 3.39-3.26 (m, 2 H), 3.17-3.01 (m, 2 H); MS (ES) m/z 376 ($M^+ + 1$).

Example 89

5 3-{3-Bromo-5-[(4-methylpiperazin-1-yl)sulfonyl]pyridin-2-yl}-5-nitro-1H-indol-2-ol hydrochloride

The title compound was prepared as described for Example 55 using 5-nitrooxindole and 1-1-[(5-bromo-6-chloropyridin-3-yl)sulfonyl]-4-methylpiperazine. Purification on a silica gel column using chloroform/methanol, (8:2), as the eluent gave the title compound as the base: ^1H NMR (CDCl_3 , 400 MHz) δ 8.78 (br s, 1 H), 8.47 (br s, 1 H), 8.24 (dd, $J = 9$, 2 Hz, 1 H), 7.96 (m, 1 H), 7.10 (d, $J = 9$ Hz, 1 H), 3.12 (m, 4 H), 2.50 (t, $J = 5$ Hz, 4 H), 2.26 (s, 3 H).

The base was dissolved in chloroform and treated with 5 M HCl in diethyl ether. The hydrochloride was dried in vacuo and recrystallized from methanol to afford of the title compound. Yield: 9.5%.

Example 90

3-[5-(Morpholin-4-ylmethyl)pyridin-2-yl]-5-(trifluoromethyl)-1H-indol-2-ol hydrochloride

The title compound was prepared as described for Example 55 using 5-trifluoromethyloxindole. Yield: 8%: ^1H NMR (D_2O , 400 MHz) 7.87 (s, 1 H), 7.64 (d, $J = 9$ Hz, 1 H), 7.55 (s, 1 H), 7.44 (d, $J = 9$ Hz, 1 H), 7.29 (d, $J = 8$ Hz, 1 H), 7.07 (d, $J = 8$ Hz, 1 H), 4.15 (s, 2 H), 4.06-3.85 (m, 4 H), 3.41-3.26 (m, 4 H).

Example 91

25 2-Hydroxy-3-{5-[(4-methylpiperazin-1-yl)sulfonyl]pyridin-2-yl}-1H-indole-6-carbonitrile hydrochloride

The title compound was prepared as described for Example 55 using 6-cyanooxindole (1.5 equ) and 1-(6-chloropyridine-3-sulfonyl)-4-methylpiperazine (1 equ; described in: Thunus L., *Annales Pharmaceutiques Francaises* **1977**, 35, 197-203). Purification on a silica gel column using chloroform/methanol/conc. $\text{NH}_3(\text{aq})$, (76:23:1), as the eluent gave the title compound as the base. The base was dissolved in acetone/chloroform/methanol and treated with 5 M HCl in diethyl ether. The hydrochloride was dried to afford 24 mg (5.1% yield)

of title compound: ^1H NMR (DMSO- d_6 , 400 MHz) δ 14.87 (s, 1 H), 11.00 (s, 1 H), 10.21 (s, 1 H), 8.62 (s, 1 H), 7.83 (s, 2 H), 7.73 (d, $J = 8$ Hz, 1 H), 7.38 (d, $J = 8$ Hz, 1 H), 7.23 (s, 1 H), 3.81-3.67 (m, 2 H), 3.57-3.38 (m, 2 H), 3.22-3.05 (m, 2 H), 2.97-2.85 (m, 2 H), 2.77 (s, 3 H).

5

Example 92*N*-[(1-Ethylpyrrolidin-2-yl)methyl]-6-(2-hydroxy-5-nitro-1*H*-indol-3-yl)nicotinamide hydrochloride

To a suspension of ethyl 6-(2-hydroxy-5-nitro-1*H*-indol-3-yl)nicotinate (100 mg, 0.30 mmol) in toluene (5 mL) was added 2-(aminomethyl)-1-ethylpyrrolidine (78 mg, 0.61 mmol) and the mixture was cooled to 0 °C under a nitrogen atmosphere. Trimethyl aluminium (0.6 mL, 2 M in hexane, 1.2 mmol) was added dropwise during 5 min and the reaction was heated to 70 °C over night. The reaction was quenched with water and an aqueous saturated NaHCO_3 solution and extracted with chloroform. The combined extracts were dried (Na_2SO_4) and the solvent was evaporated *in vacuo*. The residue was purified on a silica gel column using chloroform/methanol/conc. $\text{NH}_3(\text{aq})$, (80:19:1), as the eluent. Fractions containing product were collected and evaporated *in vacuo* and dried at 25 °C in a vacuum-cabinet over night. The residue was dissolved in methanol/chloroform and treated with 5 M HCl in diethyl ether. The hydrochloride was dried *in vacuo* to afford 30 mg (20% yield) of title compound as an orange solid: ^1H NMR (D_2O , 400 MHz) δ 7.65 (s, 1 H), 7.42 (d, $J = 8$ Hz, 1 H), 7.32 (d, $J = 8$ Hz, 1 H), 7.16 (s, 1 H), 6.63 (d, $J = 9$ Hz, 1 H), 6.53 (d, $J = 8$ Hz, 1 H), 3.66-3.52 (m, 4 H), 3.49-3.41 (m, 1 H), 3.13-3.02 (m, 2 H), 2.23-2.16 (m, 1 H), 2.05-1.88 (m, 2 H), 1.87-1.76 (m, 1 H), 1.26 (t, $J = 7$ Hz, 3 H).

25 The following Examples, 93-97, was prepared as described for Example 92:

Example 936-(2-Hydroxy-5-nitro-1*H*-indol-3-yl)-*N*-(2-morpholin-4-ylethyl)nicotinamide hydrochloride

30 Starting material: 4-(2-aminoethyl)morpholine. The formed hydrochloride was recrystallized from methanol. Yield: 4.1%: ^1H NMR (D_2O , 400 MHz) δ 7.70 (s, 1 H), 7.52

WO 03/082853

PCT/SE03/00508

81

(d, $J = 9$ Hz, 1 H), 7.45 (d, $J = 8$ Hz, 1 H), 7.29 (s, 1 H), 6.78 (d, $J = 9$ Hz, 1 H), 6.64 (d, $J = 8$ Hz, 1 H), 4.05-3.75 (m, 4 H), 3.65-3.62 (m, 2 H), 3.50-3.20 (m, 6 H).

Example 94

5 6-(2-Hydroxy-5-nitro-1H-indol-3-yl)-N-methyl-N-(1-methylpiperidin-4-yl)nicotinamide hydrochloride

Starting material: 1-methyl-4-(methylamino)piperidine. The formed hydrochloride was recrystallized from methanol. Yield: 3.3%: MS (ES) m/z 410 ($M^+ + 1$).

10 **Example 95**

5-Nitro-3-{5-[(4-pyrrolidin-1-yl)piperidin-1-yl]carbonyl}pyridin-2-yl}-1H-indol-2-ol hydrochloride

Starting material: 4-(1-pyrrolidinyl)piperidine. The formed hydrochloride was recrystallized from methanol. Yield: 5.2%: MS (EI, 70 eV) m/z (relative intensity) 435
15 (M^+ , 1), 298 (6), 282 (7), 207 (5), 174 (14), 154 (17), 124 (17), 110 (100), 98 (75), 84 (26), 70 (61), 52 (23).

Example 96

20 3-(5-{[3-(Dimethylamino)pyrrolidin-1-yl]carbonyl}pyridin-2-yl)-5-nitro-1H-indol-2-ol hydrochloride

Starting material: 3-(dimethylamino)pyrrolidine. The formed hydrochloride was recrystallized from methanol. Yield: 1.5%: $^1\text{H NMR}$ (DMSO- d_6 , 400 MHz) δ 11.22 (s, 1 H), 8.50 (s, 1 H), 8.29 (s, 1 H), 8.04 (dd, $J = 9$, 2 Hz, 1 H), 7.91 (dd, $J = 9$, 2 Hz, 1 H), 7.73 (d, $J = 9$ Hz, 1 H), 7.05 (d, $J = 9$ Hz, 1 H), 4.05-3.83 (m, 2 H), 3.82-3.70 (m, 2 H), 3.66-
25 3.54 (m, 1 H), 2.80 (br s, 6 H), 2.40-2.29 (m, 1 H), 2.23-2.10 (m, 1 H).

Example 97

N-[2-(Dimethylamino)-1-methylethyl]-6-(2-hydroxy-5-nitro-1H-indol-3-yl)nicotinamide hydrochloride

30 Starting material: 2-(dimethylamino)-1-methylethylamine. Yield: 3.2%: $^1\text{H NMR}$ (D_2O , 400 MHz) δ 7.85 (s, 1 H), 7.60 (d, $J = 9$ Hz, 1 H), 7.47 (d, $J = 9$ Hz, 1H), 7.36 (s, 1 H), 6.84 (d, $J = 9$

Hz, 1 H), 6.64 (d, $J = 9$ Hz, 1 H), 4.51-4.40 (m, 1 H), 3.27-3.12 (m, 2 H), 2.88-2.77 (m, 6 H), 1.25 (d, $J = 6$ Hz, 3 H).

Example 98

5 6-(2-Hydroxy-5-nitro-1*H*-indol-3-yl)-*N*-(2-pyrrolidin-1-ylethyl)nicotinamide fumarate

A solution of ethyl 6-(2-hydroxy-5-nitro-1*H*-indol-3-yl)nicotinate (200 mg, 0.61 mmol) in 2-pyrrolidin-1-yl-ethylamine (1.5 mL) was heated at 120 °C in a closed vessel for 24 h.

The mixture was cooled to room temperature and diluted with water and an aqueous solution of NaHCO₃ followed by extraction with chloroform. The phases were separated

10 and evaporated in vacuo. Purification on a silica gel column using

chloroform/methanol/conc NH₃(aq), (100:15:1.5), as the eluent gave 90 mg (37% yield) of the title compound as the base. The base was converted to the fumarate salt according to the procedure described for Example 103: MS (ES) m/z 396 ($M^+ + 1$).

15 **Example 99**

3-{5-[(4-Methylpiperazin-1-yl)carbonyl]pyridin-2-yl}-5-nitro-1*H*-indol-2-ol fumarate

The title compound was prepared as described for Example 92 using ethyl 6-(2-hydroxy-5-nitro-1*H*-indol-3-yl)nicotinate (1 eqv), trimethyl aluminium (4 eqv), *N*-methylpiperazine (2 eqv) and benzene as the solvent. The crude product was purified on a silica gel column

20 using chloroform/methanol/conc NH₃(aq), (100:12:1.2), as the eluent. Yield: 69% of the title compound as the base. The base was converted to the fumarate salt according to the procedure described for Example 103: MS (ES) m/z 382 ($M^+ + 1$).

Example 100

6-(5-Cyano-2-hydroxy-1*H*-indol-3-yl)-*N*-(2-pyrrolidin-1-ylethyl)nicotinamide fumarate

25 The title compound was prepared as described for Example 98 using ethyl 6-(2-hydroxy-5-cyano-1*H*-indol-3-yl)nicotinate and 2-pyrrolidin-1-yl-ethylamine. Yield: 13% of the title compound: ¹H NMR (on the base, CDCl₃, 300 MHz) δ 10.8 (br s, 1 H), 8.80-8.52 (m, 2 H), 8.18-7.86 (m, 3 H), 7.35-7.18 (m, 1 H), 6.98 (d, $J = 7$ Hz, 1 H), 6.55 (s, 1 H), 3.60-3.35 (m, 2 H), 2.83 (m, 6 H), 1.80 (br s, 4 H).

30

Example 101

6-(5-Cyano-2-hydroxy-1*H*-indol-3-yl)-*N*-methyl-*N*-(2-pyrrolidin-1-ylethyl)pyridine-3-sulfonamide hydrochloride

To an ice-cooled solution of 5-cyanooxindole (200 mg, 1.26 mmol) in *N,N*-dimethylformamide (5 mL) was added sodium hydride (60 mg, 1.5 mmol). The reaction mixture was stirred for 25 min whereafter 6-chloro-*N*-methyl-*N*-(2-pyrrolidin-1-ylethyl)pyridine-3-sulfonamide (303 mg, 1 mmol) was added. The reaction mixture was heated at 130 °C for 1 h and then allowed to cool to room temperature. An aqueous saturated solution of NaHCO₃ (50 mL) was added and the water phase was extracted with ethyl acetate. The organic phase was dried (Na₂SO₄) and purified on a silica gel column using chloroform/methanol/conc NH₃(aq), (500:35:3.5 to 500:50:5), as the eluent. The solvents were evaporated in vacuo and the residue was stirred over night in ethyl acetate, filtered and dried to give 160 mg (38% yield) of the title compound as the base. The base, dissolved in chloroform/methanol, was treated with HCl in diethyl ether to give the title compound: MS (ES) *m/z* 426 (M⁺ +1).

15

Example 102

6-(5-Cyano-2-hydroxy-1*H*-indol-3-yl)-*N*-[2-(dimethylamino)ethyl]pyridine-3-sulfonamide fumarate

The title compound was prepared as described for Example 101 using 6-chloro-*N*-[2-(dimethylamino)ethyl]pyridine-3-sulfonamide and 5-cyanooxindole. The crude product was purified on a silica gel column using chloroform/methanol/conc NH₃(aq), (100:10:1), as the eluent followed by another purification on a silica gel column using chloroform/methanol/conc NH₃(aq), (100:7:0.7), as the eluent. The base was converted to the fumarate salt according to the procedure described for Example 103: Yield: 20%: MS (ES) *m/z* 386 (M⁺ +1).

25

Example 103

6-(5-Cyano-2-hydroxy-1*H*-indol-3-yl)-*N*-[2-(dimethylamino)ethyl]-*N*-ethylpyridine-3-sulfonamide fumarate

The title compound was prepared as described for Example 101 using 6-chloro-*N*-[2-(dimethylamino)ethyl]-*N*-ethylpyridine-3-sulfonamide and 5-cyanooxindole. The crude product was purified on a silica gel column using chloroform/methanol/conc NH₃(aq),

30

(100:10:1), as the eluent: MS (ES) m/z 414 ($M^+ + 1$). The base was dissolved in chloroform (15 mL) and methanol (2 mL) and fumaric acid dissolved in methanol (2 mL) was added. Diethyl ether (20 mL) was added and the formed precipitate was filtered and dried to give the title compound. Yield: 10%: MS (ES) m/z 414 ($M^+ + 1$).

5

Example 104

6-(5-Cyano-2-hydroxy-1H-indol-3-yl)-N-[(1-ethylpyrrolidin-2-yl)methyl]pyridine-3-sulfonamide fumarate

The title compound was prepared as described for Example 101 using 6-chloro-*N*-[(1-ethylpyrrolidin-2-yl)methyl]pyridine-3-sulfonamide and 5-cyanooxindole. The crude product was purified on a silica gel column using chloroform/methanol/conc NH₃(aq), (100:18:1.8), as the eluent. Yield: 50%: MS (ES) m/z 426 ($M^+ + 1$). The base was converted to the fumarate salt according to the procedure described for Example 103.

15

Example 105

2-Hydroxy-3-{5-[(4-methyl-1,4-diazepan-1-yl)sulfonyl]pyridin-2-yl}-1H-indole-5-carbonitrile fumarate

The title compound was prepared as described for Example 101 using 1-[(6-chloropyridin-3-yl)sulfonyl]-4-methyl-1,4-diazepane and 5-cyanooxindole. The crude product was purified on a silica gel column using chloroform/methanol/conc NH₃(aq), (100:15:1.5), as the eluent. Yield: 50%: MS (ES) m/z 412 ($M^+ + 1$). The base was converted to the fumarate salt according to the procedure described for Example 103.

20

Example 106

2-Hydroxy-3-[5-(morpholin-4-ylsulfonyl)pyridin-2-yl]-1H-indole-5-carbonitrile

The title compound was prepared as described for Example 101 using 4-[(6-chloropyridin-3-yl)sulfonyl]morpholine and 5-cyanooxindole. The reaction mixture was quenched with water and the solvents were evaporated in vacuo. Water was added and the mixture was filtered. The solid material was washed with water, methanol, ethyl acetate and diethyl ether to give the title compound. Yield: 44%: MS (ES) m/z 385 ($M^+ + 1$).

30

Example 107

3-{5-[(4-Methylpiperazin-1-yl)sulfonyl]pyridin-2-yl}-5-(2-methyl-1,3-thiazol-4-yl)-1H-indol-2-ol hydrochloride

The title compound was prepared as described for Example 101 using 1-[(6-chloropyridin-3-yl)sulfonyl]-4-methylpiperazine (described in: Thunus L., *Annales Pharmaceutiques Francaises* **1977**, 35, 197-203) and 5-(2-methyl-1,3-thiazol-4-yl)-1,3-dihydro-2H-indol-2-one. The crude product was purified on a silica gel column using chloroform/methanol/conc NH₃(aq), (50:3:0.3), as the eluent. The base was dissolved in chloroform/methanol and converted to the hydrochloride salt using HCl in diethyl ether (1 M). Yield: 35% of the title compound: MS (ES) *m/z* 470 (M⁺ +1).

10

Example 108

3-{5-[(4-Methylpiperazin-1-yl)sulfonyl]pyridin-2-yl}-5-(1,3-thiazol-4-yl)-1H-indol-2-ol fumarate

The title compound was prepared as described for Example 101 using 1-[(6-chloropyridin-3-yl)sulfonyl]-4-methylpiperazine (described in: Thunus L., *Annales Pharmaceutiques Francaises* **1977**, 35, 197-203) and 5-(1,3-thiazol-4-yl)-1,3-dihydro-2H-indol-2-one. The crude product was purified on a silica gel column using chloroform/methanol/conc NH₃(aq), (100:7:0.7), as the eluent. The base was converted to the fumarate salt according to the procedure described for Example 103: Yield: 8% of the title compound: MS (ES) *m/z* 456 (M⁺ +1).

15
20

Example 109

3-{5-[(4-Methylpiperazin-1-yl)sulfonyl]pyridin-2-yl}-5-(1,3-oxazol-5-yl)-1H-indol-2-ol

The title compound was prepared as described for Example 101 using 1-[(6-chloropyridin-3-yl)sulfonyl]-4-methylpiperazine (described in: Thunus L., *Annales Pharmaceutiques Francaises* **1977**, 35, 197-203) and 5-(1,3-oxazol-5-yl)-1,3-dihydro-2H-indol-2-one. The crude product was purified on a silica gel column using chloroform/methanol/conc NH₃(aq), (100:10:1), as the eluent followed by trituration in ethyl acetate. Yield: 1% of the title compound: MS (ES) *m/z* 441 (M⁺ +1).

25
30

Example 110

3-[5-(Morpholin-4-ylmethyl)pyridin-2-yl]-5-nitro-1H-indol-2-ol hydrochloride

To a suspension of sodium hydride (60 % dispersion in oil, 0.048 g, 1.19 mmol, pre-washed with hexane) in *N,N*-dimethylformamide (2.0 mL) was added 5-nitrooxindole (0.185 g, 1.04 mmol). The formed mixture was stirred for 5 min at room temperature and 2-chloro-5-(morpholin-4-ylmethyl)pyridine 1-oxide (0.16 g, 0.7 mmol) was added. The resulting reaction mixture was stirred for 30 minutes at 130 °C (N₂ atmosphere). The solvent was removed *in vacuo* and the residual oil was purified on a silica gel column using chloroform/methanol, (10:1) as the eluent affording the *N*-oxide product. The *N*-oxide was dissolved in chloroform (2 mL) and phosphorous trichloride (0.385 g, 2.80 mmol) was added. The reaction mixture was stirred for 30 min at 60 °C followed by extraction with an aqueous saturated NaHCO₃ solution. The organic layer was dried (Na₂SO₄) and concentrated to a yellowish red oil which was purified on a silica gel column using chloroform/methanol, (10:1) as the eluent to give 10 mg (4% yield) of the title compound as the free base as an yellow solid. The base (10 mg, 0.028 mmol) was dissolved in methylene chloride/methanol, (1:1) and treated with 1 M HCl in diethyl ether at 0 °C. The resulting yellowish orange crystals were collected by filtration and washed with diethyl ether to obtain 2 mg (16% yield) of the title compound: ¹H NMR (DMSO-d₆, 400 MHz) δ 11.23 (s, 1 H), 10.83 (br s, 1 H), 8.36 (s, 2 H), 8.10 (dd, *J* = 10, 2 Hz, 1 H), 7.94 (dd, *J* = 9, 2 Hz, 1 H), 7.87 (d, *J* = 10 Hz, 1 H), 7.09 (d, *J* = 9 Hz, 1 H), 4.34 (s, 2 H), 4.02 (d, *J* = 13 Hz, 2 H), 3.77 (t, *J* = 12 Hz, 2 H), 3.38 (d, *J* = 11 Hz, 2 H), 3.14 (d, *J* = 10 Hz, 2 H).

PHARMACOLOGY

Determination of ATP competition in Scintillation Proximity GSK3β Assay

GSK3β scintillation proximity assay.

The competition experiments were carried out in duplicate with 10 different concentrations of the inhibitors in clear-bottom microtiter plates (Wallac, Finland). A biotinylated peptide substrate, Biotin-Ala-Ala-Glu-Glu-Leu-Asp-Ser-Arg-Ala-Gly-Ser(PO₃H₂)-Pro-Gln-Leu (AstraZeneca, Lund), was added at a final concentration of 1 μM in an assay buffer containing 1 mU recombinant human GSK3β (Dundee University, UK), 12 mM morpholinepropanesulfonic acid (MOPS), pH 7.0, 0.3 mM EDTA, 0.01% β-mercaptoethanol, 0.004 % Brij 35 (a natural detergent), 0.5 % glycerol and 0.5 μg BSA/25 μl. The reaction was initiated by the addition of 0.04 μCi [γ-³³P]ATP (Amersham, UK) and

unlabelled ATP at a final concentration of 1 μ M and assay volume of 25 μ l. After incubation for 20 minutes at room temperature, each reaction was terminated by the addition of 25 μ l stop solution containing 5 mM EDTA, 50 μ M ATP, 0.1 % Triton X-100TM and 0.25 mg streptavidin coated Scintillation Proximity Assay (SPA) beads (Amersham, UK). After 6 hours the radioactivity was determined in a liquid scintillation counter (1450 MicroBeta Trilux, Wallac). The inhibition curves were analysed by non-linear regression using GraphPad Prism, USA. The K_m value of ATP for GSK3 β , used to calculate the inhibition constants (K_i) of the various compounds, was 20 μ M.

10 The following abbreviations have been used:

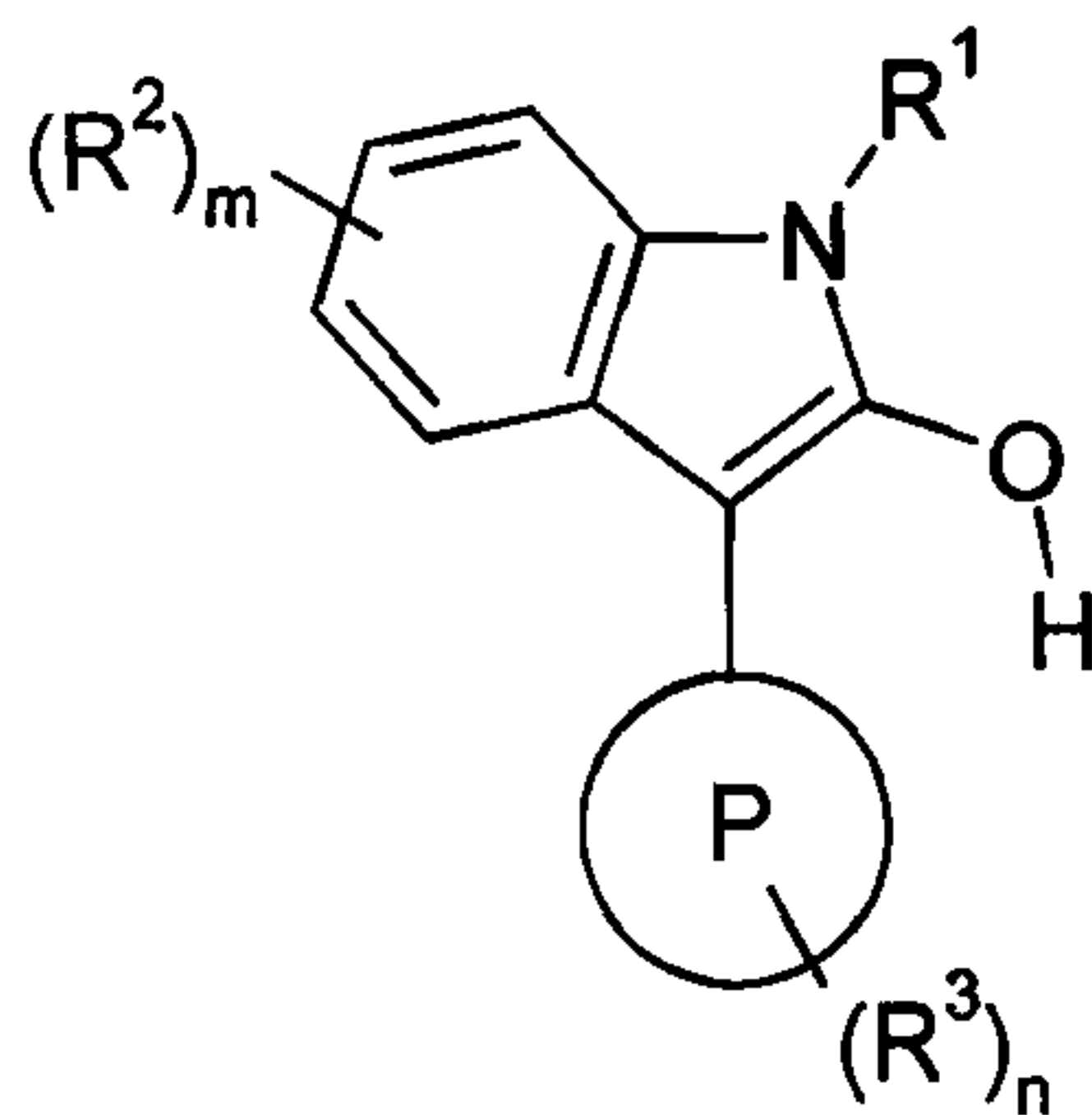
MOPS	Morpholinepropanesulfonic acid
EDTA	Ethylenediaminetetraacetic acid
BSA	Bovin Serum Albumin
ATP	Adenosine Triphosphate
15 SPA	Scintillation Proximity Assay
GSK3	Glycogen synthase kinase 3
MP-Carbonate	Macroporous triethylammonium methylpolystyrene carbonate
PS-Diisopropylethylamine	<i>N,N</i> -(Diisopropyl)aminomethylpolystyrene
PS-Thiophenol	3-(3-Mercaptophenyl)propanamidomethylpolystyrene
20 PS-Isocyanate	Polystyrene methylisocyanate

Results

Typical K_i values for the compounds of the present invention are in the range of about 0.001 to about 10,000 nM. Other values for K_i are in the range of about 0.001 to about 1000 nM. Further values for K_i are in the range of about 0.010 nM to about 300 nM.

CLAIMS

1. A compound of formula **Ia**:

**(Ia)**

as a free base, wherein:

P represents a pyridine or pyrimidine;

R¹ is hydrogen;

R² and R³ are independently selected from halogen, nitro, C₀₋₆alkylheteroaryl, (CO)OR⁴, trifluoromethyl, C₀₋₆alkylcyano, C₀₋₆alkylNR⁴R⁵, C₀₋₆alkylCONR⁴R⁵, C₀₋₆alkyl(SO₂)NR⁴R⁵, and a group X¹R⁶, wherein X¹ is a direct bond and R⁶ is a 5-membered heterocyclic group containing one or two heteroatoms, selected independently from N, O, and S, which heterocyclic group may be substituted with one or two substituents selected from W;

m is 0, 1, or 2;

n is 1 or 2;

R⁴ is selected from hydrogen and C₁₋₆alkyl;

R⁵ is selected from hydrogen, C₁₋₆alkyl, C₀₋₆alkylC₃₋₆cycloalkyl, C₀₋₆alkylaryl,

C₀₋₆alkylheteroaryl, and C₁₋₆alkylNR¹⁴R¹⁵, or R⁴ and R⁵ together form a 4-, 5-, 6-, or 7-membered heterocyclic group containing one or more heteroatoms selected independently from N and O, wherein said heterocyclic group is optionally substituted by a group Y, and wherein any C₁₋₆alkyl, defined in R² to R⁵, may be substituted by one or more group Z;

R¹⁴ and R¹⁵ together form a 5-membered heterocyclic group containing one or more heteroatoms, selected independently from N and O;

W and Z are independently selected from halogen, CN, OR¹⁶, C₁₋₆alkyl, trifluoromethyl, trifluoromethoxy, and a 5-membered heterocyclic group containing one heteroatom, selected independently from N, which heterocyclic group is optionally substituted by a group Y;

Y is selected from oxo, halogen, C₁₋₆alkyl, NR¹⁶R¹⁷, phenyl, and C₀₋₆alkylaryl, wherein the phenyl and C₀₋₆alkylaryl are optionally substituted with nitro and trifluoromethyl; and R¹⁶ and R¹⁷ are independently selected from hydrogen and C₁₋₆alkyl, or R¹⁶ and R¹⁷ together form a 5-membered heterocyclic group containing one heteroatom, selected from N, or a pharmaceutically-acceptable salt thereof.

2. The compound according to claim 1, wherein P is pyridine.

3. The compound according to claim 1 or 2, wherein:

R⁵ is C₁₋₆alkylNR¹⁴R¹⁵;

R⁴ is selected from hydrogen and C₁₋₆alkyl; or R⁴ and R⁵ together form a 5- or 6-membered heterocyclic group containing one or more heteroatoms selected independently from N and O, wherein said heterocyclic group is optionally substituted by a group Y;

R¹⁴ and R¹⁵ together form a 5-membered heterocyclic group containing one or more heteroatoms, selected independently from N and O;

Y is selected from C₁₋₆alkyl, C₀₋₆alkylaryl, NR¹⁶R¹⁷, and phenyl, wherein the phenyl is optionally substituted with nitro and trifluoromethyl; and

R¹⁶ and R¹⁷ together form a 5-membered heterocyclic group containing one heteroatom, selected from N.

4. The compound according to claim 1 or 2, wherein:

P is pyridine;

R² is CN;

R³ is C₀₋₆alkylNR⁴R⁵; and

R⁴ and R⁵ together form a 5- or 6-membered heterocyclic group containing one or more heteroatoms selected independently from N and O.

5. The compound according to claim 4, wherein R⁴ and R⁵ together form a 6-membered heterocyclic group containing one or more heteroatoms selected independently from N and O.

6. A compound which is:

2-hydroxy-3-{5-[(4-methylpiperazin-1-yl)carbonyl]pyridin-2-yl}-1*H*-indole-5-carbonitrile;

2-hydroxy-3-[6-(2-morpholin-4-ylethoxy)pyrimidin-4-yl]-1*H*-indole-5-carbonitrile;
 3-(5-{[3-(dimethylamino)pyrrolidin-1-yl]methyl}pyridin-2-yl)-2-hydroxy-1*H*-indole-5-carbonitrile;
 2-hydroxy-3-{5-[(4-methylpiperidin-1-yl)methyl]pyridin-2-yl}-1*H*-indole-5-carbonitrile;
 3-[5-(azetidin-1-ylmethyl)pyridin-2-yl]-2-hydroxy-1*H*-indole-5-carbonitrile;
 2-hydroxy-3-[5-(piperidin-1-ylmethyl)pyridin-2-yl]-1*H*-indole-5-carbonitrile;
 3-[5-(morpholin-4-ylcarbonyl)pyridin-2-yl]-5-nitro-1*H*-indol-2-ol; or
 2-hydroxy-3-[5-(morpholin-4-ylsulfonyl)pyridin-2-yl]-1*H*-indole-5-carbonitrile
 as a free base,
 or a pharmaceutically-acceptable salt thereof.

7. A compound which is:

2-hydroxy-3-{4-[(4-methylpiperazin-1-yl)carbonyl]pyridin-2-yl}-1*H*-indole-5-carbonitrile hydrochloride;
 2-hydroxy-3-{5-[(4-methylpiperazin-1-yl)methyl]pyridin-2-yl}-1*H*-indole-5-carbonitrile hydrochloride;
 2-hydroxy-3-{5-[(4-methylpiperazin-1-yl)sulfonyl]pyridin-2-yl}-1*H*-indole-5-carbonitrile hydrochloride;
 2-hydroxy-3-[5-(pyrrolidin-1-ylmethyl)pyridin-2-yl]-1*H*-indole-5-carbonitrile hydrochloride;
 2-hydroxy-3-{5-[(4-methyl-1,4-diazepan-1-yl)methyl]pyridin-2-yl}-1*H*-indole-5-carbonitrile hydrochloride;
 2-hydroxy-3-{5-[(4-pyrrolidin-1-ylpiperidin-1-yl)methyl]pyridin-2-yl}-1*H*-indole-5-carbonitrile hydrochloride;
 3-{5-[(4-methylpiperazin-1-yl)sulfonyl]pyridin-2-yl}-1*H*-indol-2-ol hydrochloride;
 6-chloro-3-{5-[(4-methylpiperazin-1-yl)sulfonyl]pyridin-2-yl}-1*H*-indol-2-ol hydrochloride;
 6-bromo-3-[5-(morpholin-4-ylmethyl)pyridin-2-yl]-1*H*-indol-2-ol hydrochloride;
 5-bromo-3-[5-(morpholin-4-ylmethyl)pyridin-2-yl]-1*H*-indol-2-ol hydrochloride;
 3-fluoro-3-[5-(morpholin-4-ylmethyl)pyridin-2-yl]-2-oxoindoline-6-carbonitrile hydrochloride;
 3-{5-[(4-benzylpiperazin-1-yl)sulfonyl]pyridin-2-yl}-2-hydroxy-1*H*-indole-5-carbonitrile hydrochloride;
 2-hydroxy-3-{5-[(4-isopropylpiperazin-1-yl)sulfonyl]pyridin-2-yl}-1*H*-indole-5-carbonitrile hydrochloride;

3-{5-[(4-ethylpiperazin-1-yl)sulfonyl]pyridin-2-yl}-2-hydroxy-1*H*-indole-5-carbonitrile hydrochloride;

3-[5-(morpholin-4-ylmethyl)pyridin-2-yl]-5-thien-2-yl-1*H*-indol-2-ol hydrochloride;

5-(2-furyl)-3-[5-(morpholin-4-ylmethyl)pyridin-2-yl]-1*H*-indol-2-ol hydrochloride;

3-{3-bromo-5-[(4-methylpiperazin-1-yl)sulfonyl]pyridin-2-yl}-5-nitro-1*H*-indol-2-ol hydrochloride;

3-[5-(morpholin-4-ylmethyl)pyridin-2-yl]-5-(trifluoromethyl)-1*H*-indol-2-ol hydrochloride;

6-(2-hydroxy-5-nitro-1*H*-indol-3-yl)-*N*-(2-morpholin-4-ylethyl)nicotinamide hydrochloride;

6-(2-hydroxy-5-nitro-1*H*-indol-3-yl)-*N*-methyl-*N*-(1-methylpiperidin-4-yl)nicotinamide hydrochloride;

5-nitro-3-{5-[(4-pyrrolidin-1-ylpiperidin-1-yl)carbonyl]pyridin-2-yl}-1*H*-indol-2-ol hydrochloride;

3-(5-{[3-(dimethylamino)pyrrolidin-1-yl]carbonyl}pyridin-2-yl)-5-nitro-1*H*-indol-2-ol hydrochloride;

6-(2-hydroxy-5-nitro-1*H*-indol-3-yl)-*N*-(2-pyrrolidin-1-ylethyl)nicotinamide fumarate;

6-(5-cyano-2-hydroxy-1*H*-indol-3-yl)-*N*-(2-pyrrolidin-1-ylethyl)nicotinamide fumarate;

6-(5-cyano-2-hydroxy-1*H*-indol-3-yl)-*N*-methyl-*N*-(2-pyrrolidin-1-ylethyl)pyridine-3-sulfonamide hydrochloride;

2-hydroxy-3-{5-[(4-methyl-1,4-diazepan-1-yl)sulfonyl]pyridin-2-yl}-1*H*-indole-5-carbonitrile fumarate;

3-{5-[(4-methylpiperazin-1-yl)sulfonyl]pyridin-2-yl}-5-(2-methyl-1,3-thiazol-4-yl)-1*H*-indol-2-ol hydrochloride;

3-{5-[(4-methylpiperazin-1-yl)sulfonyl]pyridin-2-yl}-5-(1,3-thiazol-4-yl)-1*H*-indol-2-ol fumarate; or

3-[5-(morpholin-4-ylmethyl)pyridin-2-yl]-5-nitro-1*H*-indol-2-ol hydrochloride, or a pharmaceutically-acceptable salt or free base thereof.

8. A compound which is 2-hydroxy-3-{5-[(4-phenylpiperazin-1-yl)methyl]pyridin-2-yl}-1*H*-indole-5-carbonitrile as a free base, or a pharmaceutically-acceptable salt thereof.

9. A compound which is 2-hydroxy-3-[5-({4-[2-nitro-4-(trifluoromethyl)phenyl]piperazin-1-yl}methyl)pyridin-2-yl]-1*H*-indole-5-carbonitrile as a free base,

or a pharmaceutically-acceptable salt thereof.

10. A compound which is 2-hydroxy-3-[5-(morpholin-4-ylmethyl)pyridin-2-yl]-1*H*-indole-5-carbonitrile as a free base,
or a pharmaceutically acceptable salt thereof.

11. A compound which is 3-[5-(morpholin-4-ylmethyl)pyridin-2-yl]-5-pyridin-3-yl-1*H*-indol-2-ol as a free base,
or a pharmaceutically-acceptable salt thereof.

12. A compound which is 3-{5-[(4-methylpiperazin-1-yl)sulfonyl]pyridin-2-yl}-5-(1,3-oxazol-5-yl)-1*H*-indol-2-ol as a free base,
or a pharmaceutically-acceptable salt thereof.

13. A compound which is:
6-(5-cyano-2-hydroxy-1*H*-indol-3-yl)-*N*-(2-pyrrolidin-1-ylethyl)pyridine-3-sulfonamide hydrochloride;
2-hydroxy-3-[5-(morpholin-4-ylmethyl)pyridin-2-yl]-1*H*-indole-5-carbonitrile hydrochloride;
2-hydroxy-3-[5-(morpholin-4-ylmethyl)pyridin-2-yl]-1*H*-indole-6-carbonitrile hydrochloride;
5,6-dibromo-3-[5-(morpholin-4-ylmethyl)pyridin-2-yl]-1*H*-indol-2-ol hydrochloride;
2-hydroxy-3-{5-[(4-methylpiperazin-1-yl)sulfonyl]pyridin-2-yl}-1*H*-indole-6-carbonitrile hydrochloride;
3-{5-[(4-methylpiperazin-1-yl)carbonyl]pyridin-2-yl}-5-nitro-1*H*-indol-2-ol fumarate;
3-{5-[(4-methylpiperazin-1-yl)sulfonyl]pyridin-2-yl}-5-(1,3-thiazol-4-yl)-1*H*-indol-2-ol fumarate; or
3-[5-(morpholin-4-ylmethyl)pyridin-2-yl]-5-nitro-1*H*-indol-2-ol hydrochloride,
or a pharmaceutically-acceptable salt or free base thereof.

14. A pharmaceutical formulation comprising a compound according to any one of claims 1-13, as active ingredient, in association with a pharmaceutically-acceptable carrier or diluent.

15. Use of a compound according to any one of claims 1-13 in the manufacture of a medicament for prevention and/or treatment of a cognitive disorder.

16. Use of a compound according to any one of claims 1-13 in the manufacture of a medicament for prevention and/or treatment of dementia, Alzheimer's disease, Parkinson's disease, frontotemporal dementia Parkinson's type, Parkinson dementia complex of Guam, HIV dementia, a disease associated with a neurofibrillar tangle pathology, or dementia pugilistica.

17. The use according to claim 16, wherein the disease is Alzheimer's disease.

18. Use of a compound according to any one of claims 1-13 in the manufacture of a medicament for prevention and/or treatment of amyotrophic lateral sclerosis, corticobasal degeneration, Down syndrome, Huntington's disease, postencephalatic parkinsonism, progressive supranuclear palsy, Pick's disease, Niemann-Pick's disease, stroke, a chronic neurodegenerative disease, bipolar disease, an affective disorder, depression, schizophrenia, or hair loss.

19. The use according to claim 18, wherein the disease is bipolar disease.

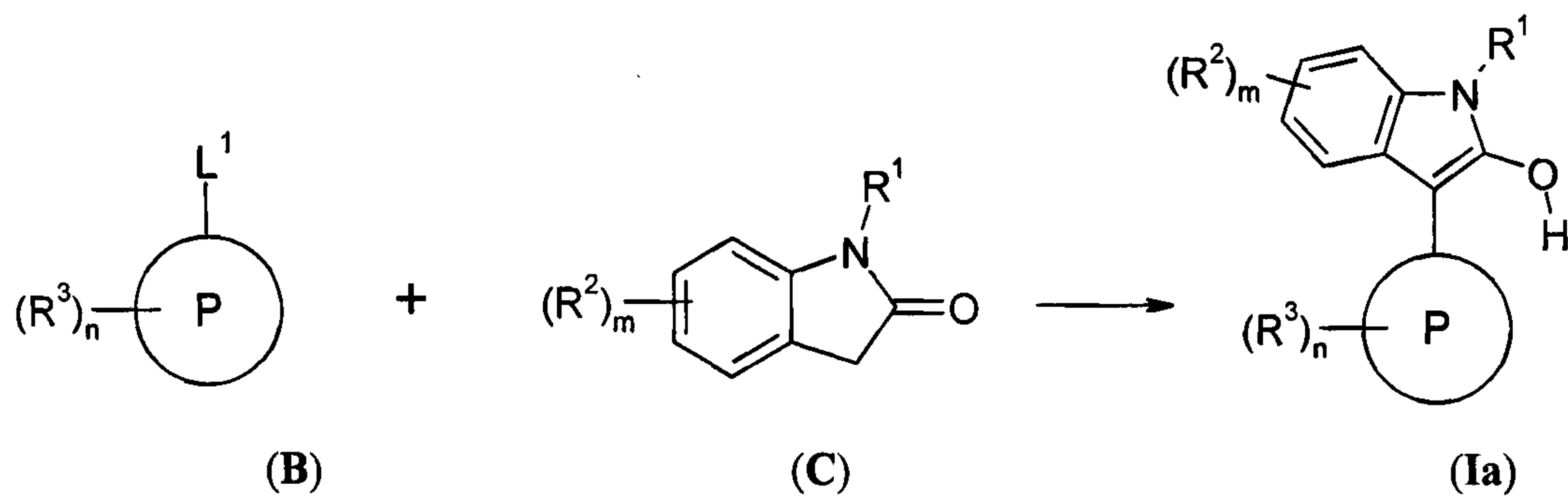
20. The use according to claim 18, wherein the disease is schizophrenia.

21. Use of a compound according to any one of claims 1-13 in the manufacture of a medicament for prevention and/or treatment of a predemented state, mild cognitive impairment, age-associated memory impairment, age-related cognitive decline, cognitive impairment no dementia, mild cognitive decline, mild neurocognitive decline, late-life forgetfulness, memory impairment, cognitive impairment, vascular dementia, dementia with Lewy bodies, frontotemporal dementia, or androgenetic alopecia.

22. A process for the preparation of a compound of formula Ia according to claim 1, comprising:

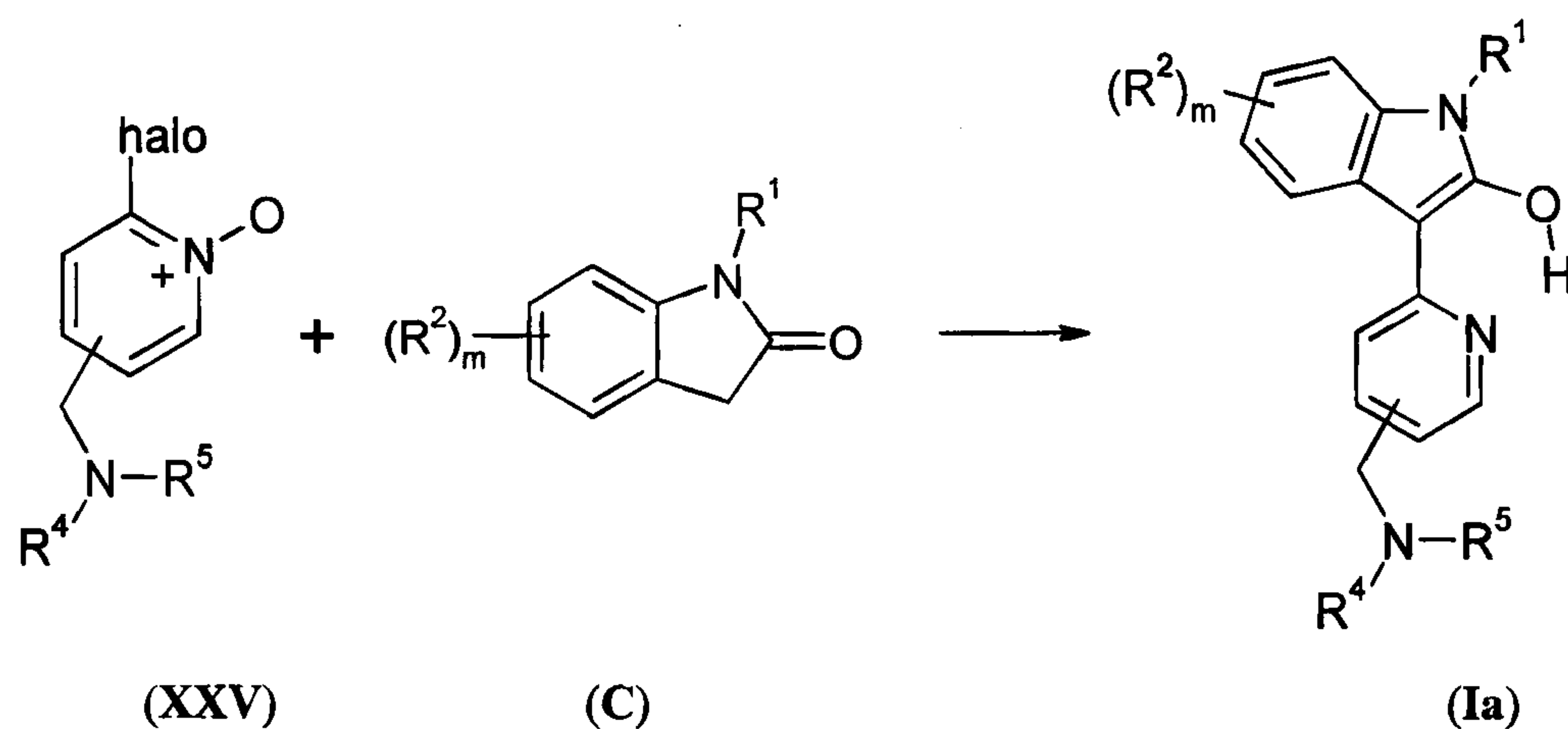
(a) reacting a compound of formula B, wherein L^1 is a leaving group and P, R^3 , and n are as defined in claim 1, with a compound of formula C, wherein R^1 , R^2 , and m are as

defined in claim 1, to form a compound of formula **Ia**;



in an appropriate solvent at a temperature between $+10^\circ\text{C}$ and $+150^\circ\text{C}$;

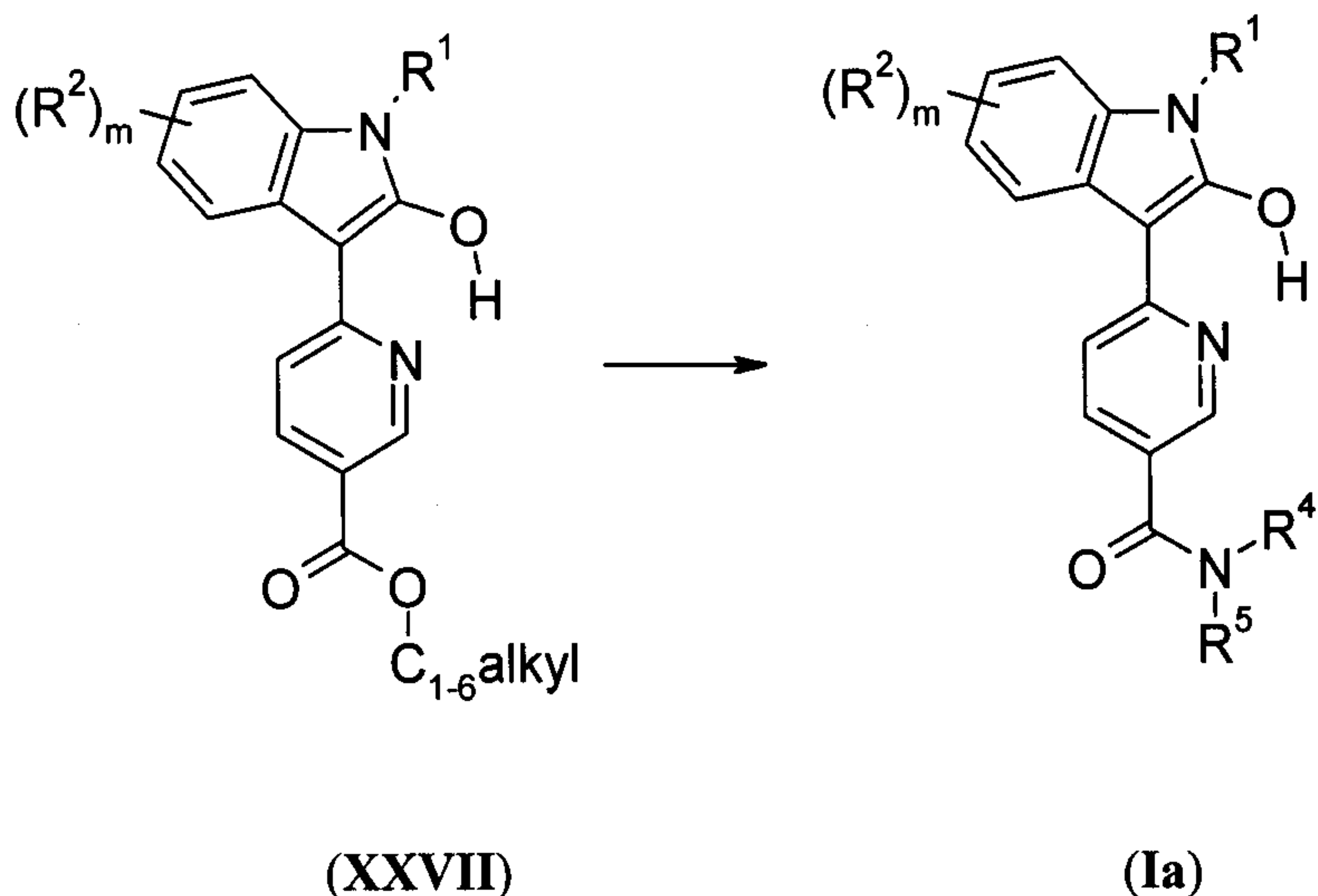
(b) reacting a compound of formula **XXV**, wherein halo is halogen and R^4 and R^5 are as defined in claim 1, with a compound of formula **C**, wherein R^1 , R^2 , and m are as defined in claim 1, to form a compound of formula **Ia**;



in an appropriate solvent at a temperature between $+10^\circ\text{C}$ and $+150^\circ\text{C}$;

(c) reacting a compound of formula **XXVII**, wherein R^1 , R^2 , and m are as defined in claim 1, with the appropriate amine HNR^4R^5 , wherein R^4 and R^5 are as defined in claim 1, to form a compound of formula **Ia**;

- 95 -

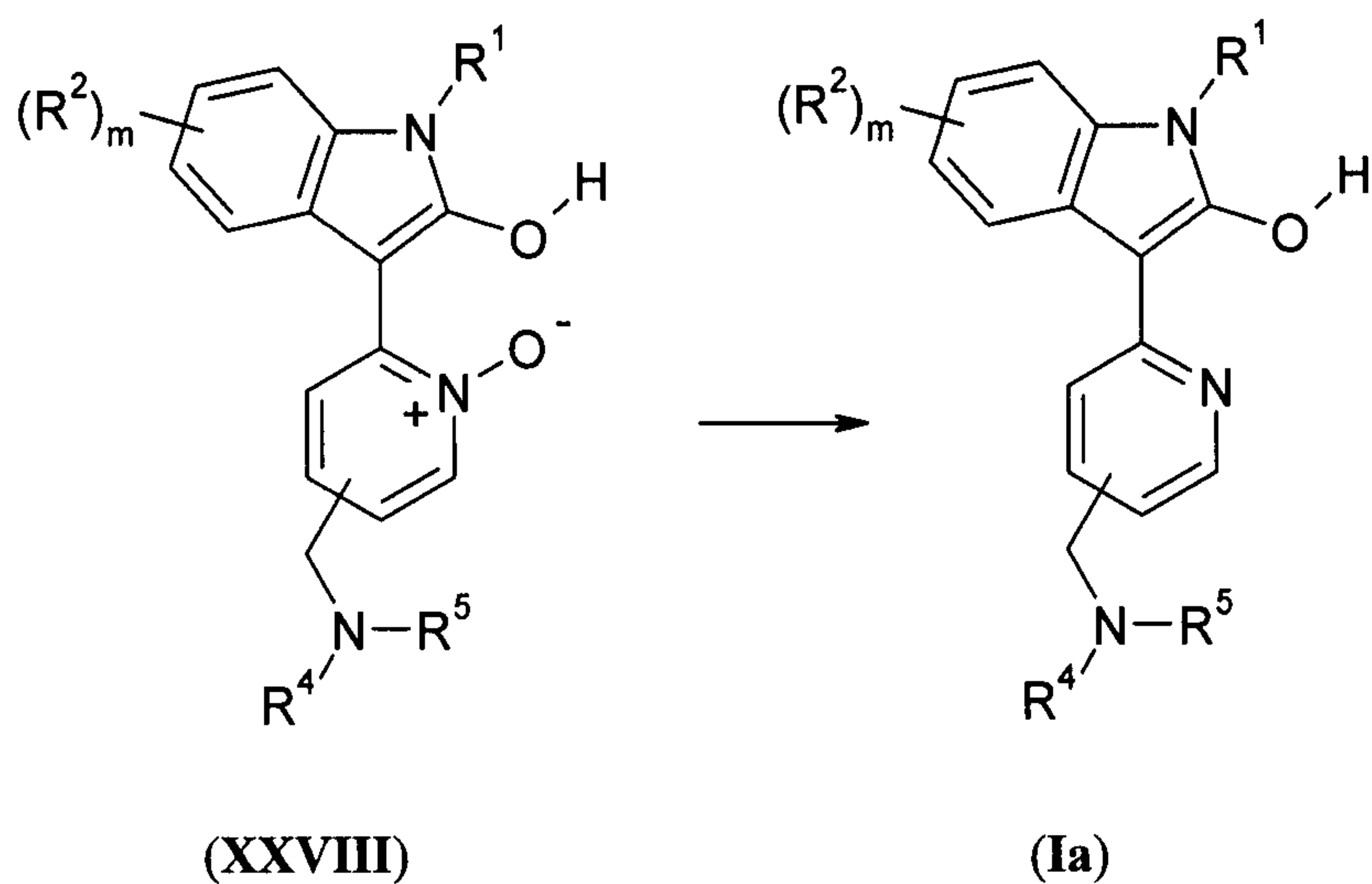


carried out by:

(i) the reaction of the compound of formula **XXVII** with the appropriate amine R^4R^5NH in a suitable solvent in the presence of a suitable reagent at a reaction temperature between $0^\circ C$ and reflux; or

(ii) the reaction of the compound of formula **XXVII** with the appropriate amine R^4R^5NH neat or in a suitable solvent with or without a suitable base at a temperature between $-20^\circ C$ and $+150^\circ C$;

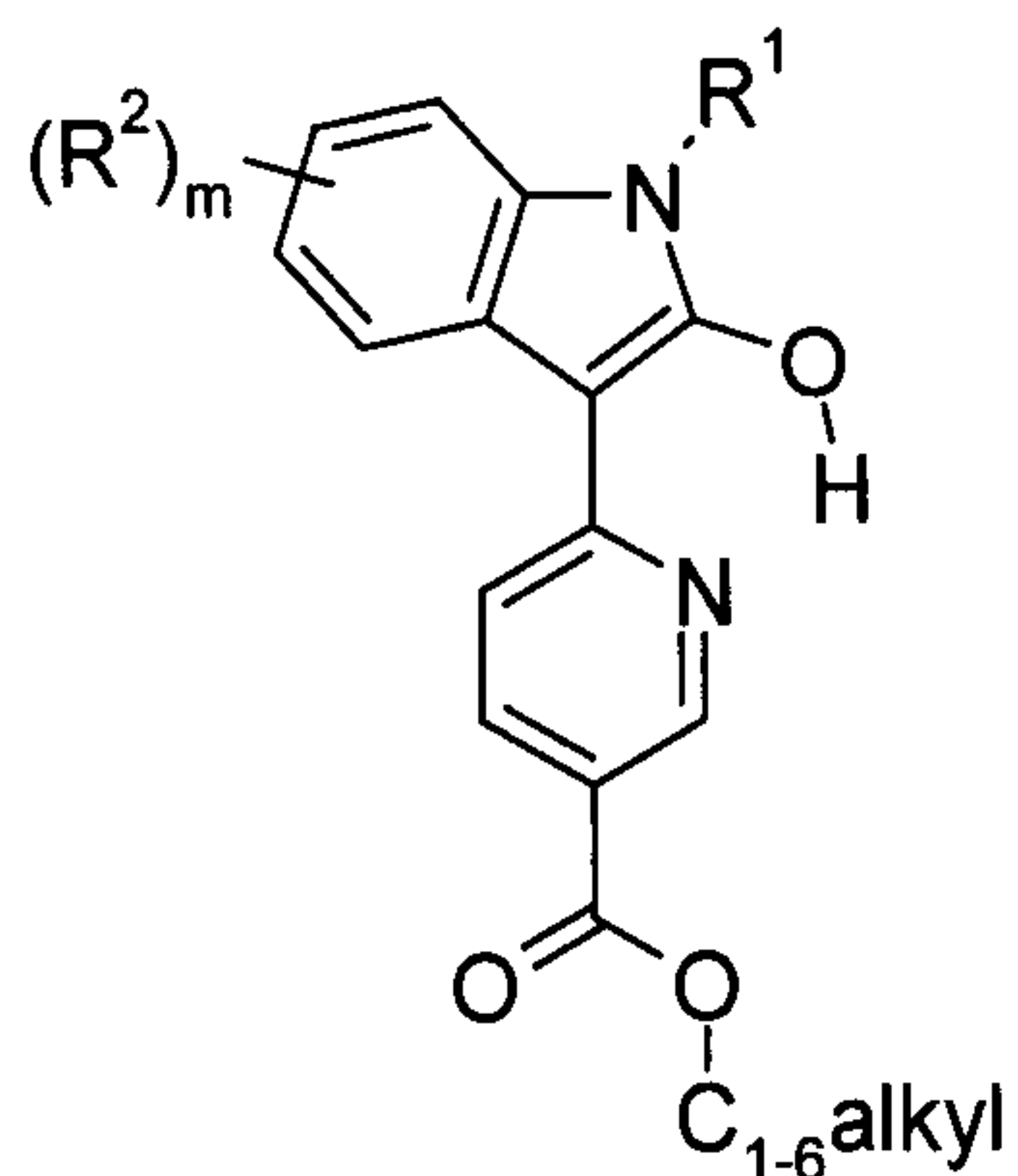
(d) reduction of the *N*-oxide in the compound of formula **XXVIII**, wherein R^1 , R^2 , R^4 , R^5 , and m are as defined in claim 1, to form a compound of formula **Ia**;



by using a suitable reagent in a suitable solvent at a temperature between $0^\circ C$ and $+100^\circ C$.

23. The process according to claim 22, wherein the L¹ leaving group in step (a) is a halogen.

24. A compound according to formula **XXVII**

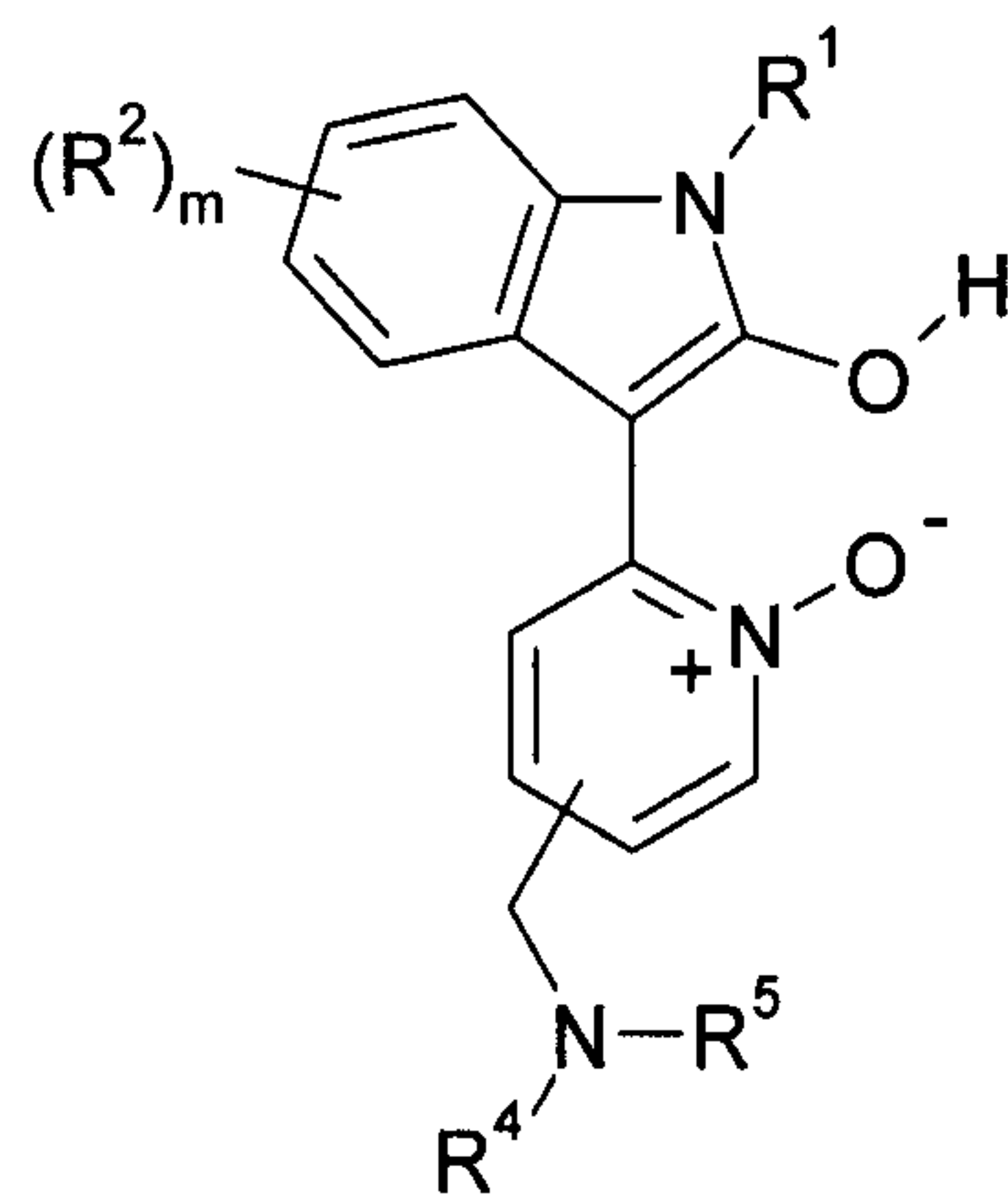


(XXVII)

wherein R¹ is hydrogen, R² is selected from nitro and cyano, and m is 1.

25. A compound which is:
ethyl 6-(2-hydroxy-5-nitro-1*H*-indol-3-yl)nicotinate; or
ethyl 6-(2-hydroxy-5-cyano-1*H*-indol-3-yl)nicotinate,
as a free base,
or a salt thereof.

26. A compound according to formula **XXVIII**



(XXVIII)

wherein:

R¹ is hydrogen;

R² is a group X¹R⁶, wherein X¹ is a direct bond and R⁶ is a 5- or 6-membered heterocyclic group containing one or two heteroatoms, selected independently from N, O, and S; and m is 1.

27. A compound which is:

3-[5-(morpholin-4-ylmethyl)-1-oxidopyridin-2-yl]-5-pyridin-3-yl-1*H*-indol-2-ol;

3-[5-(morpholin-4-ylmethyl)-1-oxidopyridin-2-yl]-5-thien-2-yl-1*H*-indol-2-ol; or

5-(2-furyl)-3-[5-(morpholin-4-ylmethyl)-1-oxidopyridin-2-yl]-1*H*-indol-2-ol,

as a free base,

or a salt thereof.

28. Use of a therapeutically-effective amount of a compound, as defined in any one of claims 1-13, to prevent or treat dementia, Alzheimer's disease, Parkinson's disease, frontotemporal dementia Parkinson's type, Parkinson dementia complex of Guam, HIV dementia, a disease associated with neurofibrillar tangle pathology, or dementia pugilistica in a mammal.

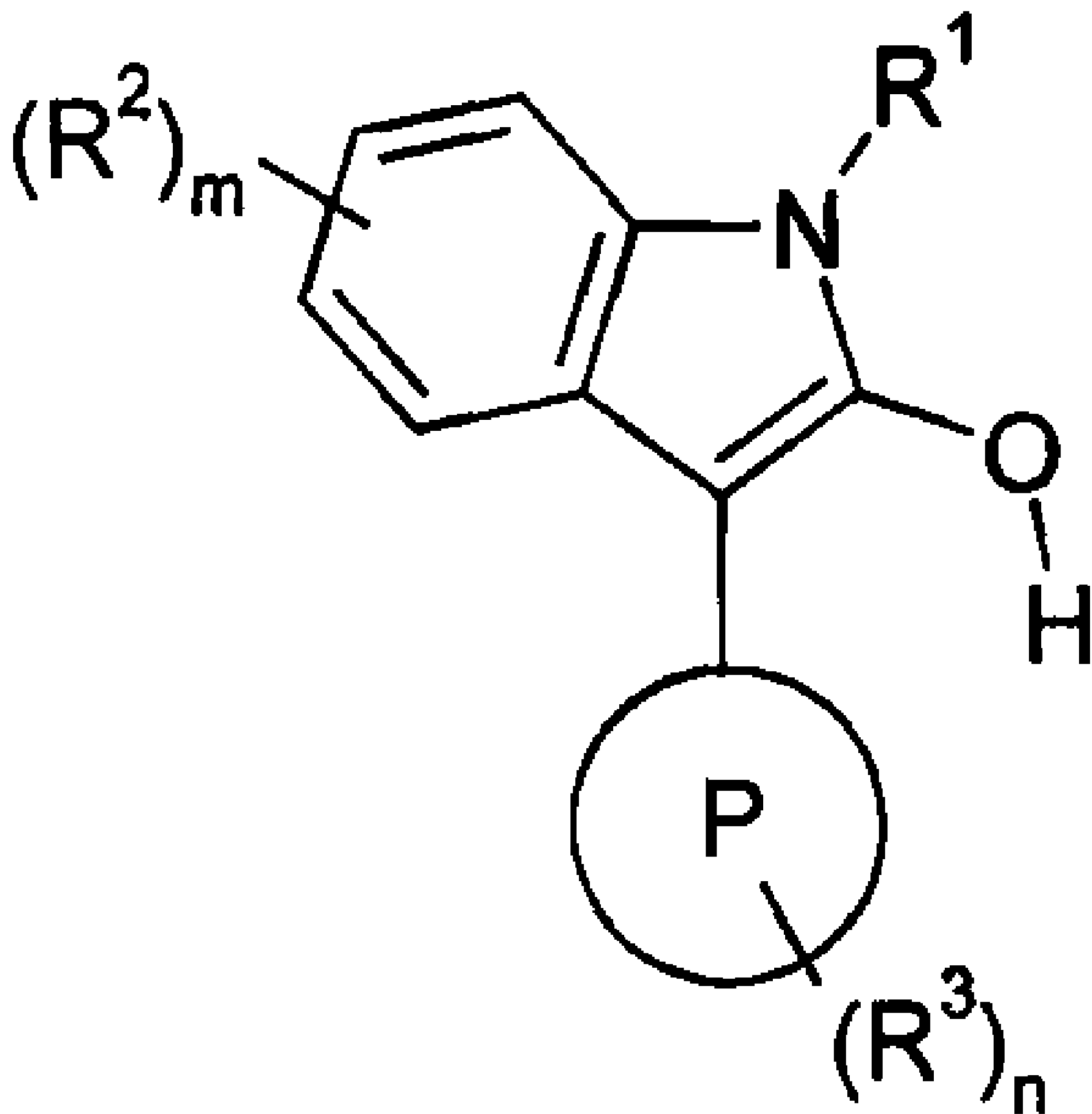
29. The use according to claim 28, wherein the disease is Alzheimer's disease.

30. Use of a therapeutically-effective amount of a compound, as defined in any one of claims 1-13, to prevent or treat amyotrophic lateral sclerosis, corticobasal degeneration, Down syndrome, Huntington's disease, postencephalatic parkinsonism, progressive supranuclear palsy, Pick's disease, Niemann-Pick's disease, stroke, a chronic neurodegenerative disease, bipolar disease, an affective disorder, depression, schizophrenia, a cognitive disorder, or hair loss in a mammal.

31. Use of a therapeutically-effective amount of a compound, as defined in any one of claims 1-13, to prevent or treat a predemented state, mild cognitive impairment, age-associated memory impairment, age-related cognitive decline, cognitive impairment no dementia, mild cognitive decline, mild neurocognitive decline, late-life forgetfulness,

memory impairment, cognitive impairment, vascular dementia, dementia with Lewy bodies, frontotemporal dementia, or androgenetic alopecia in a mammal.

32. The use according to any one of claims 28-31, wherein the mammal is a human.



(Ia)