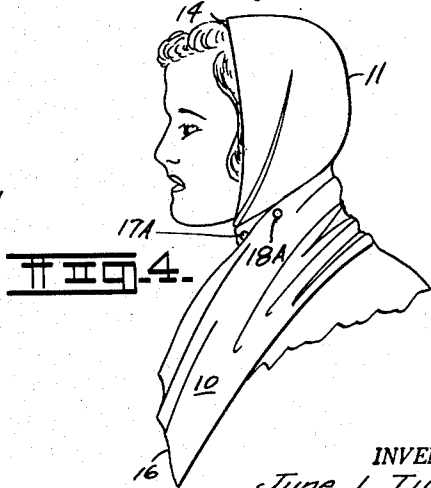
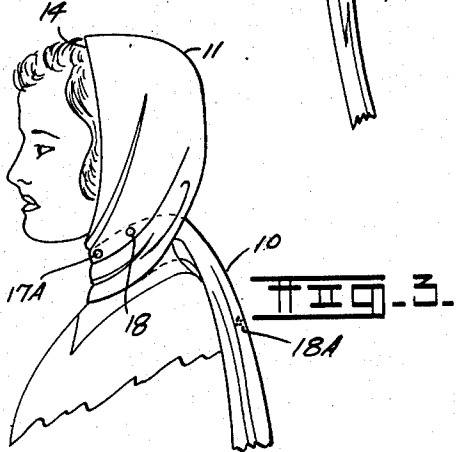
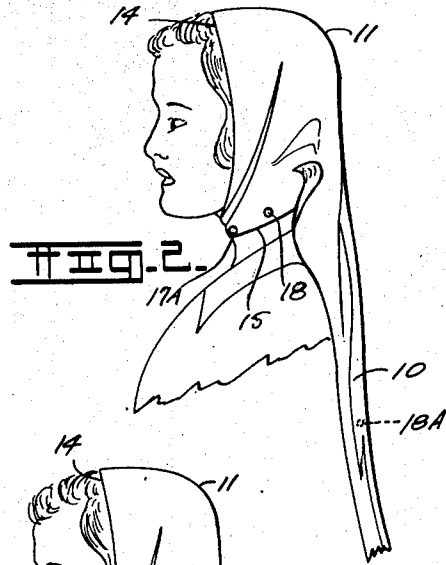
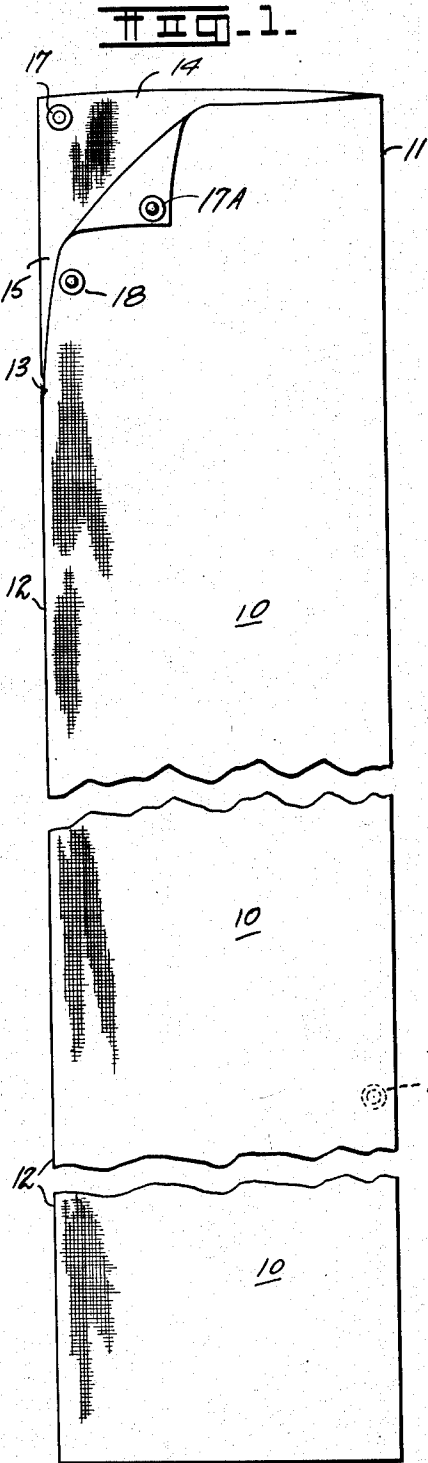


May 18, 1954

J. L. TURSCAK ET AL  
COMBINATION BABUSHKA AND SCARF

2,678,449

Filed March 7, 1951



L 16

INVENTORS;  
June L. Turscak  
and William M. Flaherty.  
BY *W. B. Harpman*  
ATTORNEY.

# UNITED STATES PATENT OFFICE

2,678,449

## COMBINATION BABUSHKA AND SCARF

June L. Turscak, Campbell, and William M. Flaherty, Youngstown, Ohio

Application March 7, 1951, Serial No. 214,262

3 Claims. (Cl. 2—203)

1

This invention relates to an article of apparel and more particularly to a head covering.

The principal object of the invention is the provision of a combination babushka and scarf.

A further object of the invention is the provision of a head covering taking the form of an elongated tubular member, one end of which is formed to provide a head receiving opening and the other end of which is adapted to be positioned about the neck of the wearer so as to form a scarf.

A still further object of the invention is the provision of a piece of wearing apparel arranged to cover the wearer's head and neck and form an attractive head covering and scarf.

The combination babushka and scarf disclosed herein comprises an improvement in the art of head coverings and the like in that both the head and neck of the wearer are protected by the article of apparel and the same is so formed that it can be worn as a babushka, as a babushka and scarf or as a scarf. The article of wearing apparel is formed to closely simulate a babushka such as commonly worn as a protective head covering with the added feature that fasteners are provided to secure the appropriate portions of the babushka beneath the wearer's chin which eliminates the heretofore common practice of tying portions of the babushka to one another. Additionally, the babushkas heretofore known in the art have been draped loosely from the back of the wearer's head whereas in the present disclosure the article of wearing apparel is so formed that the draping end section thereof can be positioned about the neck of the wearer and thereby positioned to form a scarf-like drape.

With the foregoing and other objects in view which will appear as the description proceeds, the invention resides in the combination and arrangement of parts and in the details of construction hereinafter described and claimed, it being the intention to cover all changes and modifications of the example of the invention herein chosen for purposes of the disclosure, which do not constitute departures from the spirit and scope of the invention.

The invention is illustrated in the accompanying drawing, wherein:

Figure 1 is a plan view with parts broken away and illustrating the combination babushka and scarf.

Figure 2 is an elevation of the combination babushka and scarf in position on a wearer's head.

Figure 3 is an elevation of the combination babushka and scarf positioned on a wearer's

2

head and partially draped about the wearer's neck.

Figure 4 is an elevation of the babushka and scarf positioned on a wearer's head and wrapped about the wearer's neck and draped in the manner of a scarf.

By referring to the drawings and Figure 1 in particular it will be seen that the combination babushka and scarf comprises an elongated flattened tubular member 10 preferably formed of a suitable fabric, the device being formed, for example, from a rectangular section of fabric folded longitudinally to form an edge 11 and secured as by a longitudinal seam 12. The seam 12 terminates at a point 13 inwardly from an end 14 of the article thereby leaving one side of the article open as indicated at 15, the opening extending a distance less than the width of the opening at the end 14 of the article. The opposite end of the article is indicated by the numeral 16 and is preferably left open but may be provided with a closing seam if desired.

Fasteners such as snap fasteners or hook and eye fasteners are secured in a matching pair to the corners of the open end 14 of the device, the fasteners being indicated by the numerals 17 and 17A. It will be understood that they interengage for securing the corners of the open end 14 to one another. A secondary pair of fasteners 18 and 18A are positioned one adjacent the open end 14 and the other inwardly from the opposite end of the article and on the opposite side thereof and adjacent the edge 11.

By referring now to Figure 2 of the drawings it will be seen that the open end 14 of the article may be positioned over the head of the wearer with the neck of the wearer in the opening 15 and the head of the wearer extending through the open end 14. The fasteners 17 and 17A are shown in attached position holding the corners of the open end 14 in engagement beneath the chin of the wearer. The remainder of the tubular body 10 of the article of apparel hangs in a drape form in back of the head of the wearer.

In Figure 3 of the drawings the article of apparel is illustrated in the second stage of application to the wearer and wherein the depending tubular body portion 10 of the article has been wrapped around the front of the wearer's neck and draped on the wearer's back.

In Figure 4 of the drawings the third and final stage of the positioning of the article of apparel is illustrated wherein the remaining portion of the tubular body 10 is positioned so as to complete the turn about the neck of a wearer and

3

the fasteners 18 and 18A secured to one another with the remainder of the tubular body member 10 draped on the wearer below the chin in the manner of a scarf.

It will occur to those skilled in the art that the combination babushka and scarf may be worn in any of the three ways illustrated in Figures 2, 3 and 4 if desired as it affords varying degrees of protection for the wearer in each of the three modes of application. In Figure 2 the head of the wearer is covered and the babushka thus formed is prevented from being accidentally displaced by the attachment of the corners of the open end 14 through the medium of the fasteners 17 and 17A. As illustrated in Figure 2 the head and throat of the wearer is protected and the device is incapable of accidental removal as the fasteners 17 and 17A are still secured and, additionally, the tubular body member 10 of the device is partially wrapped about the neck of the wearer.

In Figure 4 of the drawings the wrapping of the tubular body about the neck of the wearer has been completed and the fasteners 18 and 18A secured to one another with the remainder of the tubular body member forming a scarf depending, in effect, from the throat of the wearer. In such position the device appears to comprise a separate babushka and scarf and is securely positioned on the wearer against accidental removal.

It will thus be seen that the several objects of the invention are met by the article of wearing apparel described herein.

Having thus described our invention, what we claim is:

1. An article of wearing apparel comprising an elongated flattened tubular body member of fabric, at least one end of which is open and one side of which is slit inwardly from the open end thereof, cooperating fasteners secured to the body

4

member on the opposite sides of the said open end and adjacent the slit therein whereby the open end of the tubular body member may be positioned over the back and top of a wearer's head with the slit side accommodating the wearer's neck and the fasteners joined beneath the wearer's chin to hold the open end around the wearer's head, and the remainder of the flattened tubular body member used as a scarf about the neck of the wearer.

2. The article of wearing apparel set forth in claim 1 wherein the length of the elongated tubular body member beyond the head covering part is sufficient to permit it to be wrapped at least one and one-half times around the neck of the wearer.

3. The article of wearing apparel set forth in claim 1 wherein secondary cooperating fasteners are secured one to the body member adjacent one of the said cooperating fasteners and the other of the secondary fasteners is positioned on the tubular body member inwardly from the opposite end thereof and on the opposite side thereof to register with one another when said tubular body member is wrapped once about the neck of the wearer to hold the same in place, said secondary fasteners being cooperative fasteners.

#### References Cited in the file of this patent

##### UNITED STATES PATENTS

| Number    | Name     | Date           |
|-----------|----------|----------------|
| 1,205,403 | Smolin   | Nov. 21, 1916  |
| 2,294,593 | Bailey   | Sept. 1, 1942  |
| 2,415,250 | La Belle | Feb. 4, 1947   |
| 2,447,561 | Brenner  | Aug. 24, 1948  |
| 2,568,399 | Kahn     | Sept. 18, 1951 |

##### FOREIGN PATENTS

| Number  | Country | Date         |
|---------|---------|--------------|
| 542,760 | France  | May 22, 1922 |