



US0D1036900S

(12) **United States Design Patent**  
**Katagiri et al.**

(10) **Patent No.:** **US D1,036,900 S**

(45) **Date of Patent:** **\*\* Jul. 30, 2024**

- (54) **COMBINED FAN AND SHELF**
- (71) Applicant: **Panasonic Intellectual Property Corporation of America**, Torrance, CA (US)
- (72) Inventors: **Saika Katagiri**, Tokyo (JP); **Shinichi Takiguchi**, Tokyo (JP); **Ken Omae**, Cupertino, CA (US); **Leslie Christina Montes**, Sunnyvale, CA (US)
- (73) Assignee: **Panasonic Intellectual Property Corporation of America**, Torrance, CA (US)

D639,800	S *	6/2011	Magruder	.....	D6/675
D653,739	S *	2/2012	Gibbs	.....	D23/314
D688,494	S *	8/2013	Hamm	.....	D6/672
D701,981	S *	4/2014	Gates	.....	D26/24
D734,074	S *	7/2015	Jouin	.....	D6/672
D737,418	S *	8/2015	Hrydovyy	.....	D23/343
D792,132	S *	7/2017	Peota	.....	D6/675
D858,727	S *	9/2019	Uchiyama	.....	D23/335
D898,485	S *	10/2020	Pedersen	.....	D6/675
D900,514	S *	11/2020	Li	.....	D6/675
10,883,221	B1 *	1/2021	Allen	.....	A47B 61/00
D931,019	S *	9/2021	Gady	.....	D6/672
D956,113	S *	6/2022	Costanza	.....	D23/351
D985,106	S *	5/2023	Tang	.....	D23/332

(Continued)

*Primary Examiner* — Steven J Czyz

(74) *Attorney, Agent, or Firm* — Panasonic IP Management; Kerry S. Culpepper

(\*\*) Term: **15 Years**

(21) Appl. No.: **29/729,415**

(22) Filed: **Mar. 26, 2020**

(51) **LOC (14) Cl.** ..... **23-05**

(52) **U.S. Cl.**  
USPC ..... **D23/342**

(58) **Field of Classification Search**  
USPC ..... D6/672, 673, 675, 675.3; D23/332, 333, D23/335, 336, 342, 351, 370, 378, 381, D23/383  
CPC ..... A47B 83/00; F04D 25/08; F04D 25/10; F04D 29/00; F04D 29/40; F24H 3/0417  
See application file for complete search history.

(56) **References Cited**

U.S. PATENT DOCUMENTS

D246,618	S *	12/1977	Johnson	.....	D6/673
D328,825	S *	8/1992	Allen	.....	D6/675.1
D361,226	S *	8/1995	Jones	.....	D6/683
D365,943	S *	1/1996	Kalchbrenner	.....	D6/673
D446,821	S *	8/2001	Decaux	.....	D20/39
D467,450	S *	12/2002	Trulaske, Sr.	.....	D6/675
D603,030	S *	10/2009	Pleuger	.....	D23/335
7,900,784	B1 *	3/2011	Weigand	.....	A47F 5/005
					211/186

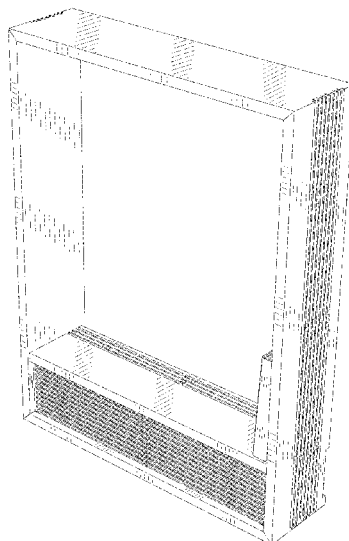
(57) **CLAIM**

The ornamental design for a combined fan and shelf, as shown and described.

**DESCRIPTION**

FIG. 1 is a front perspective view of a combined fan and shelf of the present invention;  
 FIG. 2 is a front view thereof;  
 FIG. 3 is a rear view thereof;  
 FIG. 4 is a first side view thereof;  
 FIG. 5 is a second side view thereof;  
 FIG. 6 is a top view thereof;  
 FIG. 7 is a bottom view thereof;  
 FIG. 8 is a cross-sectional view taken along the line 8-8 in FIG. 2 with the internal parts being omitted; and,  
 FIG. 9 is a cross-sectional view taken along the line 9-9 in FIG. 2 with the internal parts being omitted.  
 The broken lines in the drawings represent portions of the combined fan and shelf that form no part of the claimed design.

**1 Claim, 9 Drawing Sheets**



(56)

**References Cited**

U.S. PATENT DOCUMENTS

11,723,460	B1 *	8/2023	Allen .....	D06F 58/00 211/85.7
D1,010,783	S *	1/2024	Tippmann, III .....	D23/342
D1,011,102	S *	1/2024	Navone .....	D6/672
D1,014,719	S *	2/2024	Qiao .....	D23/332
2012/0145693	A1 *	6/2012	Deng .....	F24H 3/0417 219/201
2018/0242735	A1 *	8/2018	Allen .....	A47B 83/00
2020/0205586	A1 *	7/2020	Arradondo .....	A47F 5/0006

\* cited by examiner

FIG. 1




FIG. 2




FIG. 3




FIG. 4




FIG. 5




FIG. 6






FIG. 7

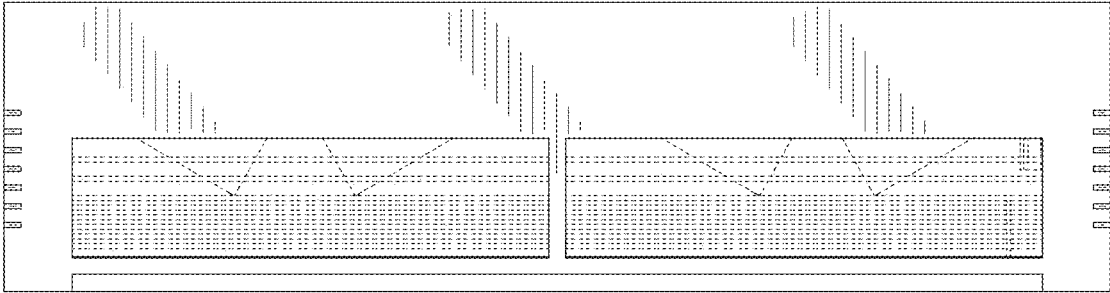


FIG. 8

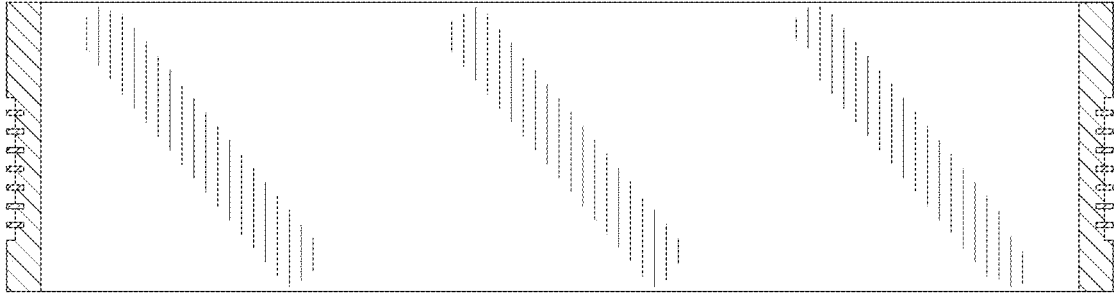


FIG. 9

