



US0D1028228S

(12) **United States Design Patent**
Payne et al.

(10) **Patent No.:** **US D1,028,228 S**

(45) **Date of Patent:** **** May 21, 2024**

- (54) **SURGICAL HANDPIECE**
- (71) Applicant: **Stryker Corporation**, Kalamazoo, MI (US)
- (72) Inventors: **Dustin James Payne**, Kalamazoo, MI (US); **Daniel Reichert**, Climax, MI (US); **Craig E. Volstromer**, Marshall, MI (US)
- (73) Assignee: **Stryker Corporation**, Kalamazoo, MI (US)
- (**) Term: **15 Years**
- (21) Appl. No.: **29/791,519**
- (22) Filed: **Jan. 14, 2022**
- (51) **LOC (14) Cl.** **24-02**
- (52) **U.S. Cl.**
USPC **D24/133**
- (58) **Field of Classification Search**
USPC D24/127, 130, 133, 146, 147, 200, 214; D8/14, 14.1, 29.1, 29.2, 30, 61, 68, 93, D8/97, 300, 310, 311, 313, 2; D19/110, D19/115; D7/649; D23/223, 226, 229
CPC B26B 3/00; B26B 1/10; A61B 17/1617; A61B 17/3417; A61B 17/1624; A61B 17/162; A61B 17/1622; A61B 2017/00424; A61B 5/1411; B05C 17/103; B05C 17/116; B05C 17/01; B25D 2222/54
See application file for complete search history.

- D456,678 S 5/2002 Karten et al.
- D463,237 S 9/2002 Sims et al.
- D499,624 S * 12/2004 Concari D8/68
- D515,378 S * 2/2006 Wu D8/68
- D516,883 S 3/2006 Popov et al.
- (Continued)

FOREIGN PATENT DOCUMENTS

EM 009086663-0002 * 7/2022

OTHER PUBLICATIONS

Zaguar Battery-powered surgical handpiece, imedicom.co.kr, [online], [site visited May 13, 2023], Available from internet, URL: <https://imedicom.co.kr/portfolio/oscillating-saw-handpiece/?lang=en> (Year: 2023).*

(Continued)

Primary Examiner — Samantha Q Lawrence
Assistant Examiner — Thanh Luu Wong
(74) *Attorney, Agent, or Firm* — Howard & Howard Attorneys PLLC

(57) **CLAIM**

The ornamental design for a surgical handpiece, as shown and described.

DESCRIPTION

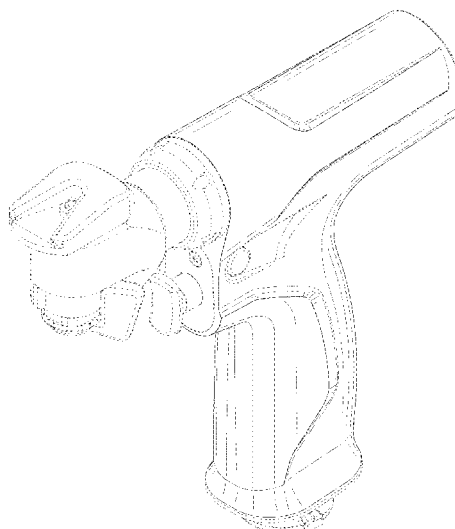
FIG. 1 is a front, top, right-side perspective view of a surgical handpiece;
FIG. 2 is a rear, bottom, left-side perspective view thereof;
FIG. 3 is a right-side view thereof;
FIG. 4 is a left-side view thereof;
FIG. 5 is a front view thereof;
FIG. 6 is a rear view thereof;
FIG. 7 is a top view thereof; and,
FIG. 8 is a bottom view thereof.
The broken lines in the drawings depict portions of the surgical handpiece that form no part of the claimed design.

1 Claim, 6 Drawing Sheets

(56) **References Cited**

U.S. PATENT DOCUMENTS

- D329,092 S 9/1992 Carusillo et al.
- D364,463 S 11/1995 Pitzen et al.
- 5,993,454 A * 11/1999 Longo B23Q 5/048 606/85
- D420,879 S 2/2000 Watson et al.
- 6,123,235 A 9/2000 Hsu



(56)

References Cited

U.S. PATENT DOCUMENTS

D531,874 S * 11/2006 Wu D8/68
 7,195,230 B2 3/2007 Fast-Karberg et al.
 D545,152 S * 6/2007 Lopano D8/14.1
 D545,427 S * 6/2007 Gibson D24/113
 D572,097 S * 7/2008 Yung-Kuan D28/13
 D573,425 S 7/2008 Post et al.
 D583,639 S * 12/2008 Axinte D8/30
 D594,983 S 6/2009 Price et al.
 7,637,392 B2 * 12/2009 Hsu B05C 17/0103
 222/137
 D620,593 S 7/2010 Tran et al.
 D635,835 S 4/2011 Post
 D660,663 S 5/2012 Brummitt
 D673,020 S * 12/2012 Brummitt D8/14.1
 D687,273 S 8/2013 Breitenmoser et al.
 D687,549 S 8/2013 Johnson et al.
 D700,966 S 3/2014 O'Leary et al.
 D709,194 S 7/2014 Miller et al.
 D713,933 S * 9/2014 Mammen D23/226
 8,870,093 B2 * 10/2014 Brummitt B05B 7/0475
 222/105
 D725,978 S 4/2015 Uematsu et al.
 D736,887 S * 8/2015 Schwarz D23/223
 D743,547 S 11/2015 Chang et al.
 D746,653 S * 1/2016 Furling D8/29.1
 D759,237 S 6/2016 Heath et al.
 D759,244 S * 6/2016 Leugers D24/146
 D760,570 S * 7/2016 Zwicker D8/68
 D778,439 S * 2/2017 Håkansson D8/60
 D790,940 S * 7/2017 Dill D8/68
 D794,196 S * 8/2017 Russell D24/146
 D809,884 S * 2/2018 Huang D8/30
 D817,136 S 5/2018 Becket
 D817,137 S 5/2018 Becket
 D824,489 S * 7/2018 Montoya D23/223
 D824,490 S * 7/2018 Montoya D23/223

D831,212 S * 10/2018 Clifford D24/146
 10,159,495 B1 12/2018 Lambert
 D840,032 S * 2/2019 Clifford D24/146
 D919,392 S * 5/2021 Moeller D8/29.1
 D919,753 S * 5/2021 Chen D23/226
 D921,840 S * 6/2021 Chen D23/226
 D969,317 S * 11/2022 Sun D24/133
 D979,015 S * 2/2023 Chen D23/226
 2012/0043102 A1 2/2012 Okuda
 2013/0022939 A1 * 1/2013 Golden A61C 3/14
 433/215
 2018/0078246 A1 * 3/2018 Chon A61B 17/1622
 2021/0186524 A1 6/2021 Carusillo et al.

OTHER PUBLICATIONS

Medinaut Max Handpiece, imedicom.co.kr, [online], [site visited May 13, 2023], Available from internet, URL: <https://imedicom.co.kr/medinaut-max-handpiece/?lang=en> (Year: 2023).
 NM-300 Mini Multifunctional Drill Saw System, orthopedicdrills.com, customer review oldest date Mar. 20, 2019 [online], [site visited May 13, 2023], Available from internet, URL: <https://www.orthopedicdrills.com/product/nm-300-mini-multifunctional-drill-saw-system> (Year: 2019).
 Stryker, "System 8 Power Tools Brochure", 2017, 5, pages.
 Stryker Corporation, "Cordless Driver 3 / CD4 Proficiency Assessment," 2015, 4 pages.
 Stryker Corporation, "Stryker Cordless Driver 3", 2017, 1 page.
 Stryker Corporation, "Stryker Cordless Driver III", 2017, 1 page.
 Stryker Instruments, "System 7 Recon Power Tools", 2013, 4 pages.
 Youtube, "Stryker Complete Cordless Driver 3 System with Biosteon ACL Kit", Jan. 18, 2016, 3 pages.
 PR News Wire, "Depuy Synthes Launches the UNIUM System as a Next Generation Power Tools System for Trauma and Small Bone Procedures", <https://tinyurl.com/ydpky37y>, Nov. 22, 2021, 2 pages.

* cited by examiner

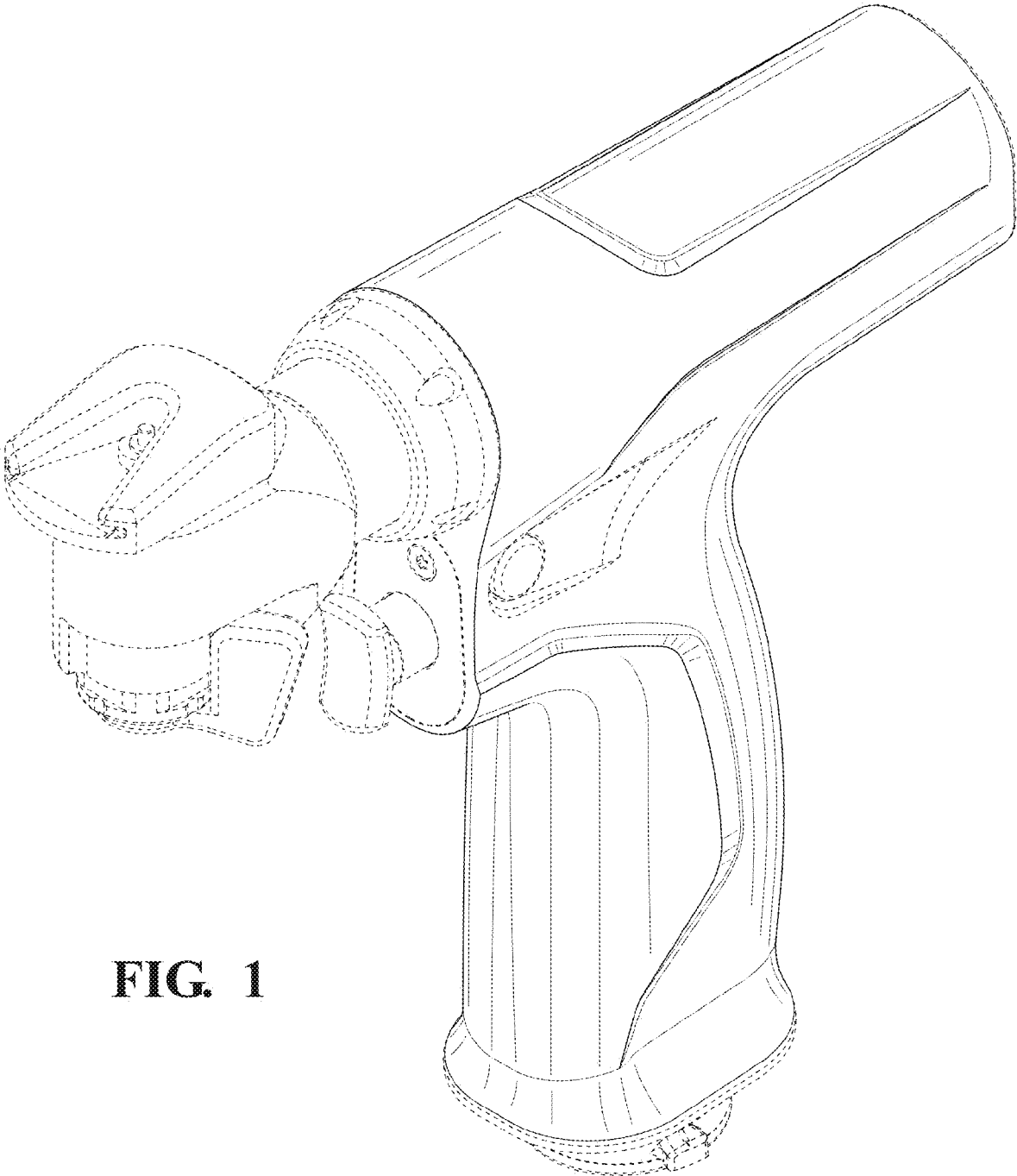


FIG. 1

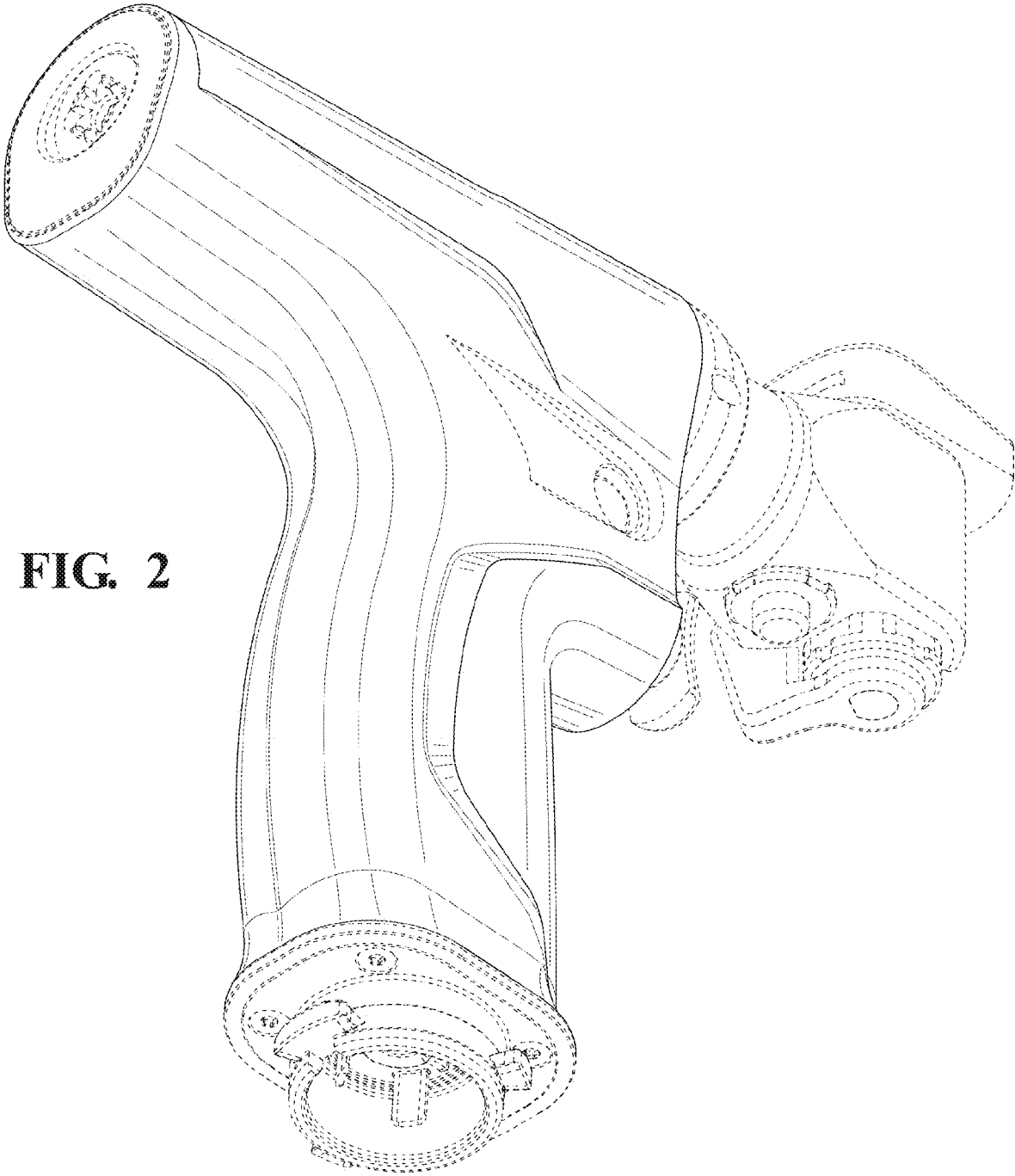


FIG. 2

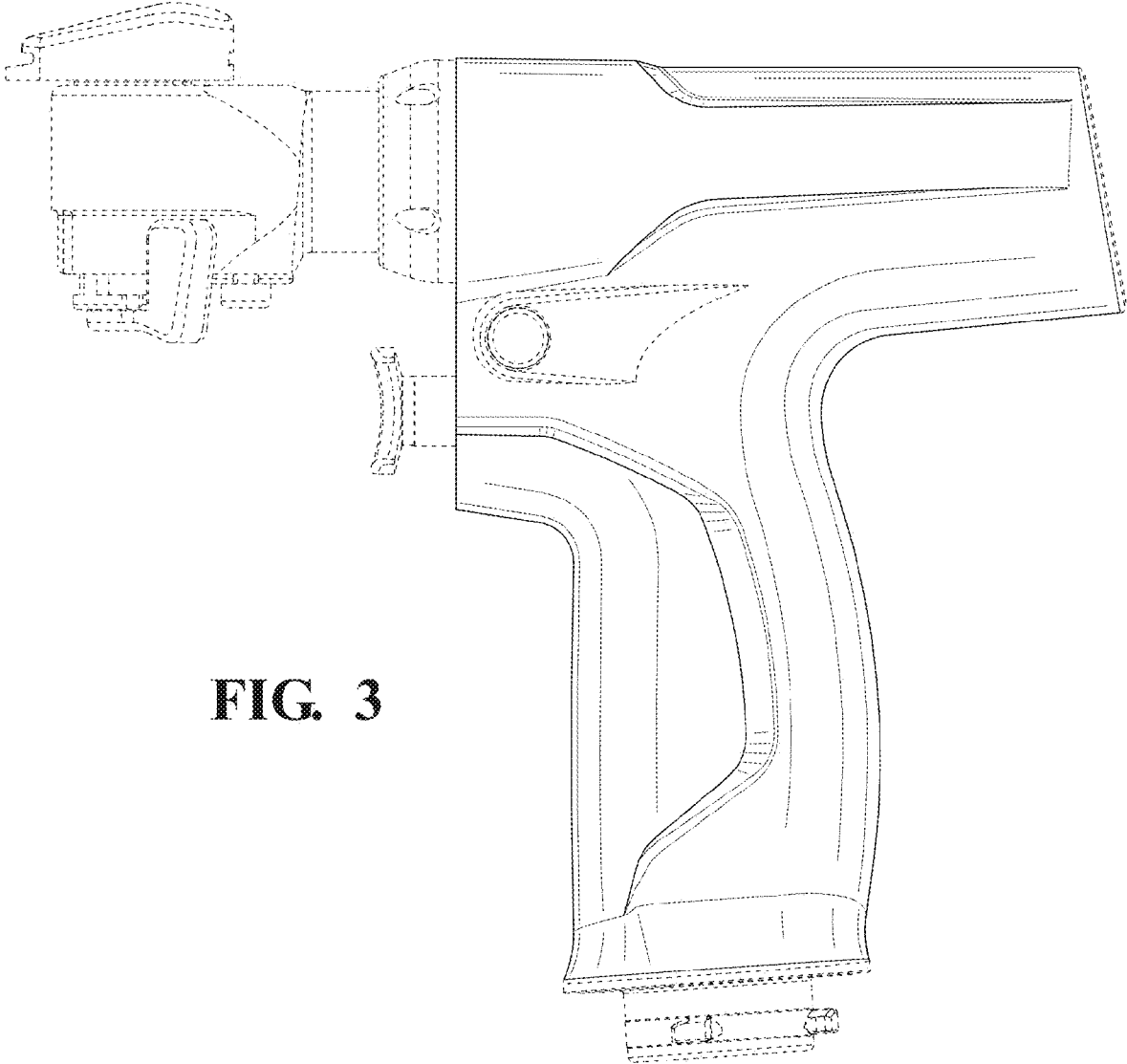


FIG. 3

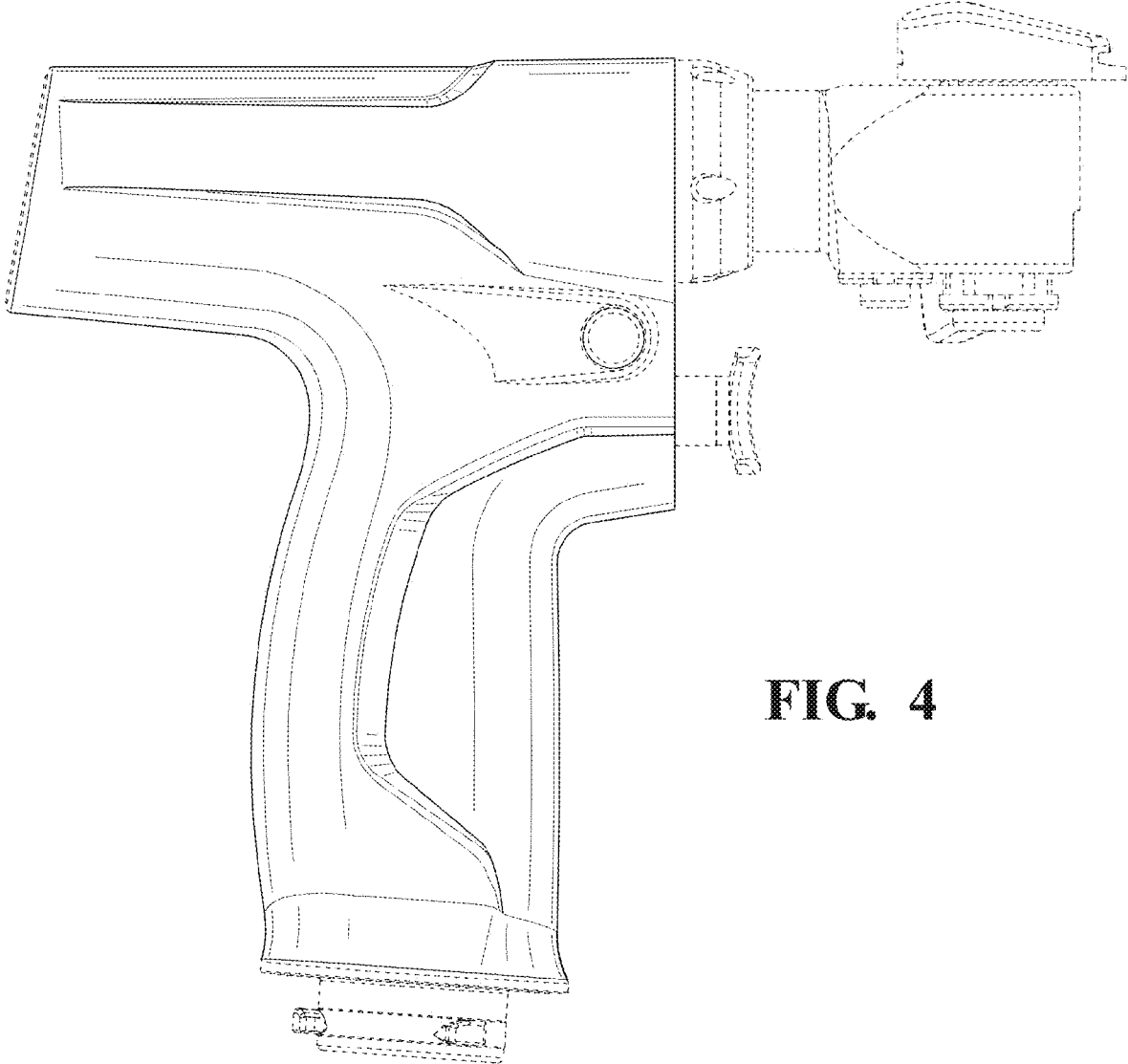


FIG. 4

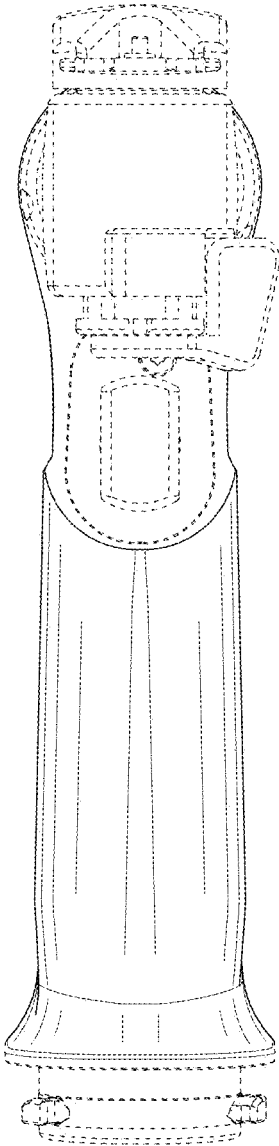


FIG. 5

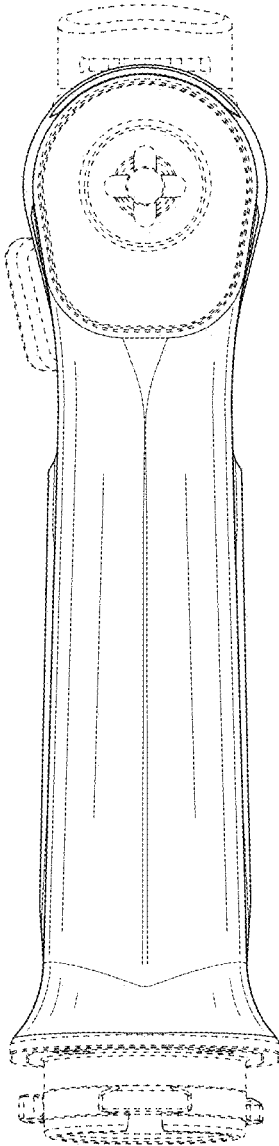


FIG. 6

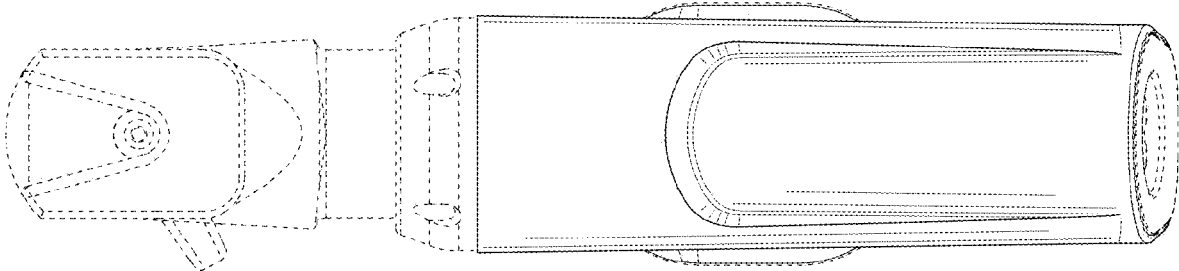


FIG. 7

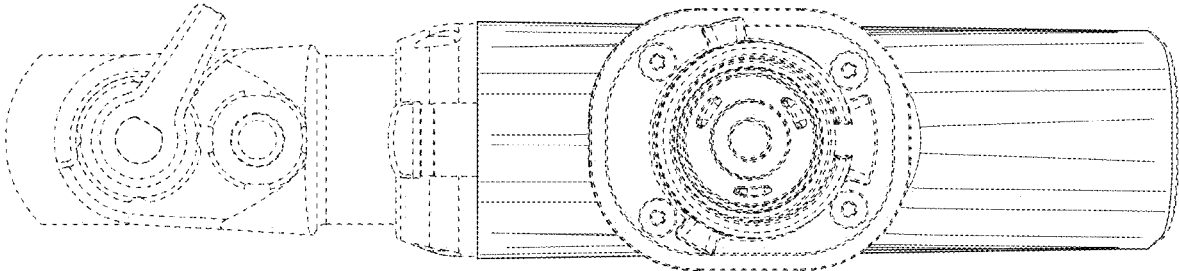


FIG. 8