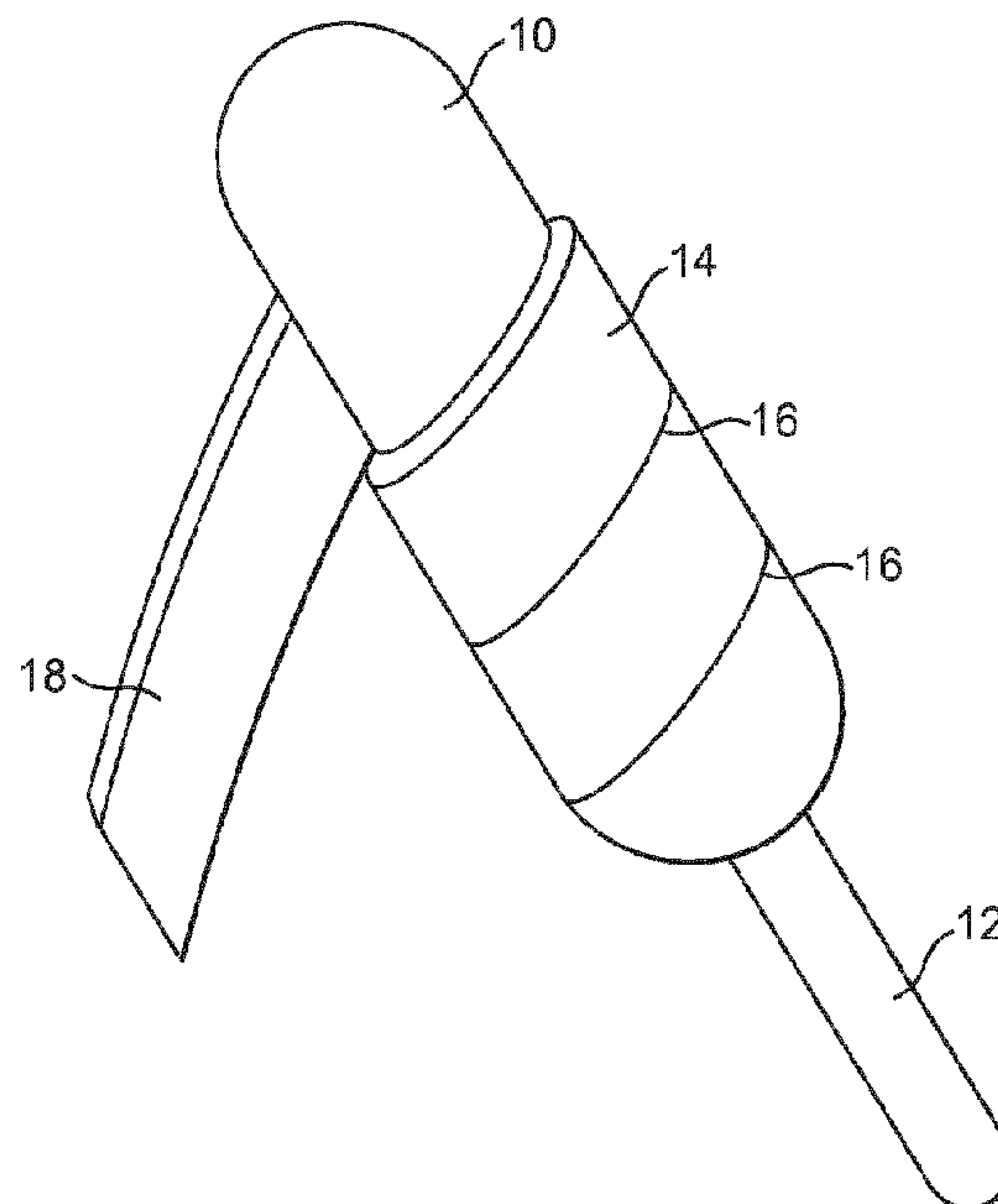




(86) Date de dépôt PCT/PCT Filing Date: 2012/07/09
(87) Date publication PCT/PCT Publication Date: 2012/11/22
(45) Date de délivrance/Issue Date: 2019/07/02
(85) Entrée phase nationale/National Entry: 2014/01/16
(86) N° demande PCT/PCT Application No.: EP 2012/063368
(87) N° publication PCT/PCT Publication No.: 2012/156539
(30) Priorité/Priority: 2011/07/22 (CNPCT/CN2011/077464)

(51) Cl.Int./Int.Cl. *A23G 9/32* (2006.01),
A23G 9/42 (2006.01), *A23G 9/44* (2006.01),
A23G 9/48 (2006.01)
(72) Inventeurs/Inventors:
AMEND, THOMAS ALOISIUS VALENTINUS, US;
SRIDAMA, VISIT, TH;
MA, CHANGPU, CN
(73) Propriétaire/Owner:
NESTEC S.A., CH
(74) Agent: BORDEN LADNER GERVAIS LLP

(54) Titre : CONFISERIE SURGELEE PRESENTANT UN ENROBAGE COMPOSE DE GELEE PELABLE ET SON
PROCEDE DE FABRICATION
(54) Title: FROZEN CONFECTIONERY PRODUCT WITH A PEELABLE GEL COATING AND METHOD FOR
MANUFACTURING SAME



(57) **Abrégé/Abstract:**

The present invention relates to a frozen confectionery product comprising a core consisting of a frozen confection, wherein the core is coated with a frozen flexible edible gel layer, characterized in that the gel layer is provided with at least one cutting line extending spirally over the gel layer, said cutting line allowing to peel-off the gel-layer in a spiral. It furthermore relates to an apparatus for manufacturing same, and to a cutting device for use in that method.

(12) INTERNATIONAL APPLICATION PUBLISHED UNDER THE PATENT COOPERATION TREATY (PCT)

(19) World Intellectual Property
Organization
International Bureau

WIPO | PCT

(10) International Publication Number
WO 2012/156539 A3(43) International Publication Date
22 November 2012 (22.11.2012)

(51) International Patent Classification:

A23G 9/32 (2006.01) A23G 9/44 (2006.01)
A23G 9/48 (2006.01) A23G 9/42 (2006.01)

(21) International Application Number:

PCT/EP2012/063368

(22) International Filing Date:

9 July 2012 (09.07.2012)

(25) Filing Language:

English

(26) Publication Language:

English

(30) Priority Data:

PCT/CN2011/077464 22 July 2011 (22.07.2011) CN

(71) Applicant (for all designated States except US): NESTEC
S.A. [CH/CH]; Av. Nestlé 55, CH-1800 Vevey (CH).

(72) Inventors; and

(75) Inventors/Applicants (for US only): AMEND, Thomas
Aloisius Valentinus [DE/US]; 707 Continental Circle, no
1432, Mountain View, California 94040 (US).
SRIDAMA, Visit [TH/TH]; 224/23 Saimai 58/1, Saimai
Rd., Saimai Bangkok, 10220 (TH). MA, Changpu

[CN/CN]; Rm 802, No 119, Lane 988, Dahua Rd. Baoshan
District, Shanghai 200442 (CN).(74) Agent: ROSSAND, Isabelle; Av. Nestlé 55, CH-1800
Vevey (CH).

(81) Designated States (unless otherwise indicated, for every
kind of national protection available): AE, AG, AL, AM,
AO, AT, AU, AZ, BA, BB, BG, BH, BR, BW, BY, BZ,
CA, CH, CL, CN, CO, CR, CU, CZ, DE, DK, DM, DO,
DZ, EC, EE, EG, ES, FI, GB, GD, GE, GH, GM, GT, HN,
HR, HU, ID, IL, IN, IS, JP, KE, KG, KM, KN, KP, KR,
KZ, LA, LC, LK, LR, LS, LT, LU, LY, MA, MD, ME,
MG, MK, MN, MW, MX, MY, MZ, NA, NG, NI, NO, NZ,
OM, PE, PG, PH, PL, PT, QA, RO, RS, RU, RW, SC, SD,
SE, SG, SK, SL, SM, ST, SV, SY, TH, TJ, TM, TN, TR,
TT, TZ, UA, UG, US, UZ, VC, VN, ZA, ZM, ZW.

(84) Designated States (unless otherwise indicated, for every
kind of regional protection available): ARIPO (BW, GH,
GM, KE, LR, LS, MW, MZ, NA, RW, SD, SL, SZ, TZ,
UG, ZM, ZW), Eurasian (AM, AZ, BY, KG, KZ, RU, TJ,
TM), European (AL, AT, BE, BG, CH, CY, CZ, DE, DK,
EE, ES, FI, FR, GB, GR, HR, HU, IE, IS, IT, LT, LU, LV,

[Continued on next page]

(54) Title: FROZEN CONFECTIONERY PRODUCT WITH A PEELABLE GEL COATING AND METHOD FOR MANUFACTURING SAME

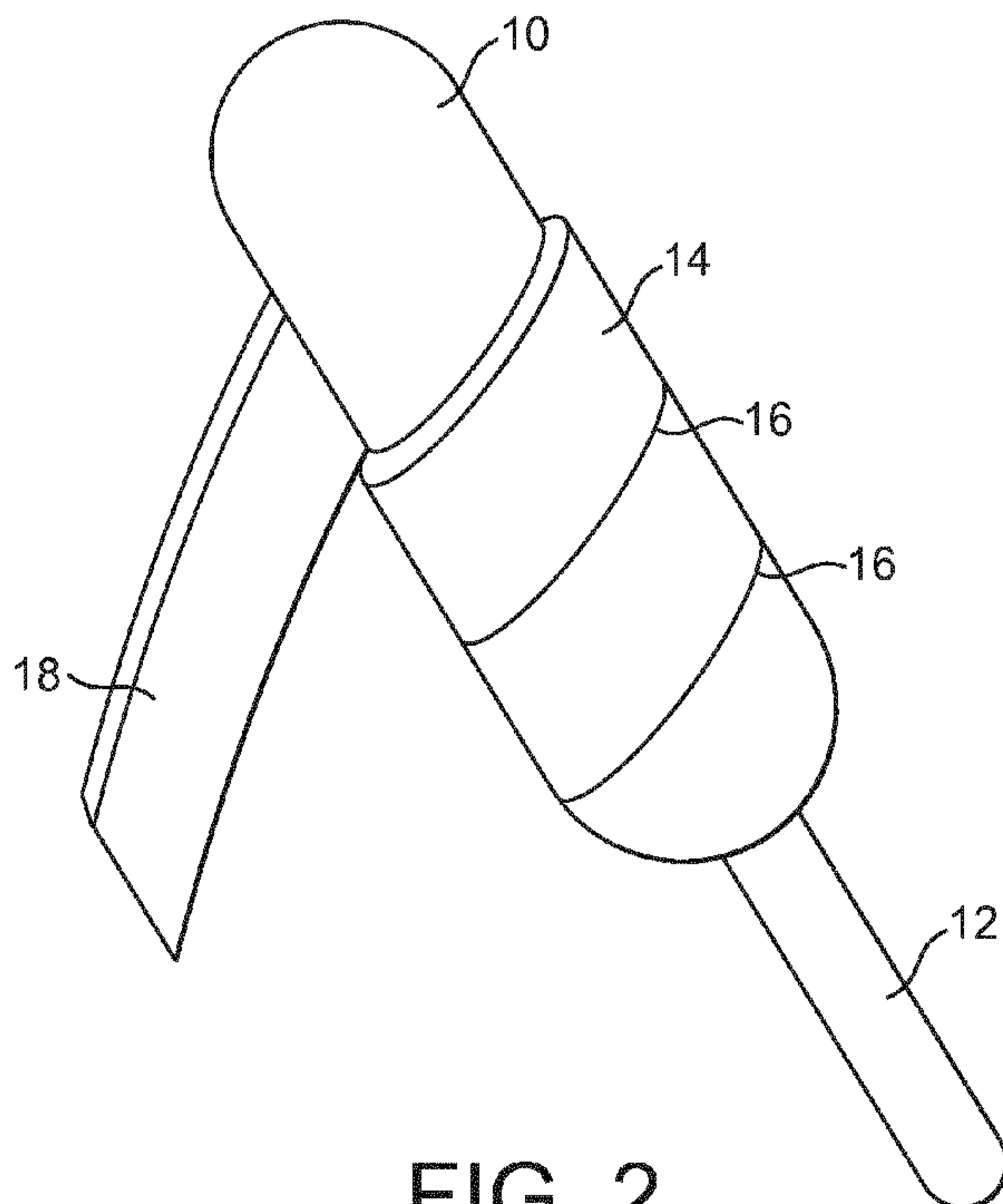


FIG. 2

(57) Abstract: The present invention relates to a frozen confectionery product comprising a core consisting of a frozen confection, wherein the core is coated with a frozen flexible edible gel layer, characterized in that the gel layer is provided with at least one cutting line extending spirally over the gel layer, said cutting line allowing to peel-off the gel-layer in a spiral. It furthermore relates to an apparatus for manufacturing same, and to a cutting device for use in that method.

WO 2012/156539 A3

MC, MK, MT, NL, NO, PL, PT, RO, RS, SE, SI, SK, SM, TR), OAPI (BF, BJ, CF, CG, CI, CM, GA, GN, GQ, GW, ML, MR, NE, SN, TD, TG).

Published:**Declarations under Rule 4.17:**

- *as to applicant's entitlement to apply for and be granted a patent (Rule 4.17(ii))*
- *as to the applicant's entitlement to claim the priority of the earlier application (Rule 4.17(iii))*
- *of inventorship (Rule 4.17(iv))*

- *with international search report (Art. 21(3))*
- *before the expiration of the time limit for amending the claims and to be republished in the event of receipt of amendments (Rule 48.2(h))*
- *upon request of the applicant, before the expiration of the time limit referred to in Article 21(2)(a)*

(88) Date of publication of the international search report:

11 April 2013

Frozen Confectionery Product with a peelable gel coating and
Method for manufacturing same

5 **Field of the invention**

The present invention relates to a frozen confectionery product with a peelable gel coating and to a method and an apparatus for manufacturing the same.

10

Background of the invention

Frozen confectionery products consisting entirely of a frozen gel or comprising a frozen gel are already known and are popular in particular with children.

15

One example for a frozen confectionery product comprising a core consisting of a frozen confection, said core being at least partially coated with a frozen flexible edible gel layer, is the frozen dessert stick "Eskimo Monkey" which is sold by Nestlé Thailand. This product comprises an ice-cream core being coated with a frozen flexible edible gel layer. This gel layer can be peeled off by the consumer and eaten separately. Since the gel is resistant to liquefaction, even in the defrosted state, the product parts that have been peeled down by the consumer remain intact without melting and dripping. To facilitate the peeling, four longitudinal cutting lines are provided in the gel layer, so that four flaps of peel can be peeled off. One thereby achieves a banana-style peeling effect.

20

25

30

As it becomes clear from the above, an important feature of the gel used to form the peelable gel layer is that it resists to meltdown even after complete defrosting. This is achieved by the addition of stabilisers such as locust bean gum, kappa-carrageenan, sodium alginate or pectin to the mix. EP 1339290 A2 describes such a jelly or gel and its use in a composite

35

frozen confectionery product. The content of this document is incorporated herein by reference.

5 So far there exist only products allowing a very simple peeling effect, i.e. using longitudinal cutting lines so that flaps can be peeled down. Any attempts to provide different product concepts still involving a similar "play effect" have failed.

10 **Object of the invention**

It is thus the object of the present invention to provide a novel and appealing frozen confectionery product giving a different experience to Consumers. Another object of the
15 invention is it to provide a suitable method and the necessary tools for making such a product.

Summary of the invention

20 This object is achieved by the product according to claim 1 and the method according to claim 10 using the cutting tool according to claim 12.

The frozen confectionery product according to the invention is
25 characterized in that the gel layer is provided with at least one cutting line extending spirally over the gel layer, said cutting allowing to peel-off the gel-layer in a continuous spiral.

30 This spiral peeling, wherein the complete gel layer can be peeled off in one piece, has an improved play-value and renders the product very attractive.

According to a preferred embodiment of the invention, the
35 product comprises a holder stick having an upper portion which is inserted into the core. This allows easy handling and

consumption. The consumer can hold the stick with one hand, and peel off the gel layer with the other hand or using the teeth. Alternatively it is also possible to make products without a stick, for example in a dome shape or in a shape imitating the shape of a fruit such as an apple or a pear. These products can then be consumed as a dessert using a plate and a spoon.

According to a preferred embodiment of the invention, the gel layer comprises one or more gelling hydrocolloids, in particular a polyanionic gelling hydrocolloid. This leads to the desired consistency and peelability. Gelling properties can be achieved by various stabilisers and combinations thereof. An overview of stabilisers used in ice cream and indications on its gelling properties can be found in literature such as "Ice Cream, Sixth Edition, R.T. Marshall, H. D. Goff, R.W. Hartel eds., Kluwer Academic/Plenum Publishers, 2003. Optionally the gel layer can comprise a gelation controller or inhibitor. This reduces the texture degradation that normally occurs when a gel is stored hot in its liquid state for a longer time, or when it is cooled down and then reheated. According to a preferred embodiment of the invention, the gel layer is made using a recipe as described in EP 1339290 B1 or its US equivalent US 6548097 B1, both of which are incorporated herein by reference. In principle, any recipe that allows it to make a gel can be envisaged.

Preferably the gel layer has a thickness of between 2 and 6 mm, even more preferably around 3 - 5 mm. A gel layer which is too thin makes the peeling difficult, since the gel layer may rupture. A gel layer which is too thick is not desirable as it is more difficult to peel, and because of the relatively high sugar content of the gel which has a negative impact on the nutritional characteristics of the product.

Optionally the gel layer may contain inclusions such as fruit pieces, confectionery pieces or other.

- 5 It should also be noted that the gel layer does not have to cover the core completely, but may cover only a part or parts of the product.

According to a preferred embodiment of the invention, the cutting line (16) has an inclination of between 3° and 60°,
10 preferably between 5° and 25°, with respect to a plane extending perpendicularly to the symmetry axis of the spiral. In the case where the product comprises a stick, this axis corresponds to the axis of the inserted stick.

- 15 The cutting line can either be straight to form a simple spiral or undulated. There may be several such cutting lines, e.g. two cutting lines extending spirally forming a double helix.

- 20 The frozen confection forming the core can comprise ice cream, water ice, sherbet, or sorbet, and obviously any flavor can be chosen.

According to the invention, the method for manufacturing the
25 frozen confectionery product comprises the following steps:

- filling a first mix into a mould, freezing the mix so that it forms the gel layer in the mould and sucking off the excess mix, thereby obtaining a shell consisting of the frozen gel layer,
- 30 - filling a second mix forming the core consisting of a frozen confection into said shell,
- freezing and demoulding the product, and
- cutting the at least one cutting line into the frozen gel layer using a cutting tool.

It should be noted that the product according to the invention can also be made in an extrusion process. In this case the core is extruded in the desired shape, for example in a bar shape, and then coated with the gel layer.

5

As already mentioned above, it is possible to coat only a part of the product with the gel layer.

According to the invention, the cutting tool comprises at least two elements, for reasons of simplicity preferably two halves, but arrangements with three, four or even more elements are also possible. Each element or half comprises

- a void with an inner contour corresponding to a part of the outer contour of the product to be cut, and
- at least one set of knives extending in parallel to each other along the inner contour of the void,

wherein the sets of knives of the at least two elements form together the cutting line extending spirally over the gel layer and provide a cut through the gel layer.

20

The use of this cutting tool makes it extremely simple to cut the desired spiral cutting line into the gel layer.

The product is kept in a fixed position, e.g. held by its stick if it comprises one. The elements of the cutting tool are then closed around the product, with the inner contour of their voids, once the tool is closed, corresponding to the outer contour of the product. The knives extending along the inner contour of the void will then be pushed into the gel layer and thereby cut the desired cutting line. Afterwards the cutting tool is opened, i.e. the elements are moved apart and away from the product, and the product which is now provided with the desired cutting line can be further processed or packaged.

30

6

Neither the product nor the cutting knives have to be rotated, so that no driving mechanism and associated control are needed, and no torsion force is exerted on the stick or the mechanism holding the product in the case of a product without a stick. Appropriate cutting tools can be designed for virtually any product shape, one is in particular not limited to cylindrical or symmetrical products. While a cutting tool consisting of two elements, such as two halves, may be the preferred solution for products having a simple shape and for relatively simple cutting patterns, more complex product shapes may require the use of three or more elements that are closed around the product during the cutting process. With regard to the inclination of the cutting line extending spirally over the gel layer, a tool consisting of two halves is usually preferred for smaller angles such as up to 20° , whereas for angles above 20° , it may be preferable to use a tool consisting of three or more elements to achieve the desired cutting line.

Within the frame of the present invention, the knives are designed and arranged in such a way that they cut the desired continuous spiral line into the gel layer. The blades of the knives are sufficiently deep, and the void of the elements of the tool are fitting the product in such a way, that the cutting line extends fully through the gel layer up to the core. Typically the depth of cutting corresponds to the thickness of the skin layer or is slightly bigger.

Apart from a single cutting line extending spirally, two spiral cutting lines can be produced forming a double-helix pattern. Also 3 or more cutting helices can be produced this way.

7

It should be noted, however, that in principle the cutting tool can be used to cut virtually any desired pattern into a gel layer. One may for example cut rectangles or other shapes into the gel layer that can be peeled off, thereby forming window-like spaces without a gel layer through which the core appears.

Furthermore, the cutting tool can not only be used for cutting, but it can also be used to emboss shapes or decorative elements into a gel layer, either in addition to or instead of the cutting. In this case, part or all of the knives are replaced by knife-like structures without a sharp blade or embossers. These variants are not within the scope of the present invention, however.

According to a preferred embodiment of the invention, the cutting tool furthermore comprises an insert holding the product during cutting and during removal of the sets of knives. This avoids that parts of the gel layer stick to the knives when the cutting tool is opened.

Figures

The present invention is further described hereinbelow referring to the accompanying drawings which illustrate one preferred embodiment of the invention.

Figure 1 shows an example of a frozen confectionery product according to the invention.

Figure 2 shows the product of fig. 1 with the gel layer being partially peeled off

Figure 3 shows an example of a cutting tool according to the invention

Figure 4 shows the cutting tool of fig. 3 in use.

5

Example

Figs. 1 and 2 show a frozen confectionery product according to the invention which comprises a cylindrical ice-cream core 10 (cf. Fig. 2) which is completely coated with a frozen flexible edible gel layer 14. A cutting line 16 extends spirally over the gel layer 14 and allows to peel-off the gel-layer 14 in a continuous spiral 18 (cf. fig. 2).

15

The product is produced as follows:

For the gel layer, a mix is prepared according to the following recipe:

20

Corn syrup solids	10%
Sucrose	25%
Citric acid	0.5%
Carrageenan	0.4%
25 Locust bean gum	0.3%
Colors, flavors	1%
Remainder is water	

The mix is pasteurized at 85° C for 30 seconds and filled into moulds at a mix temperature of 50 C.

30

As already mentioned above, it is also possible to use a recipe containing in addition to a polyanionic gelling hydrocolloid, or any other gelling agent, a gelation

controller or inhibitor. In particular one of the recipes described in EP 1339290 B1 or US 6548097 B1 can be used. In this case the mix can be cooled down after its preparation and stored in the cooled down state. Due to the added gelation controller or inhibitor it can be kept in this state for a relatively long period of time without any degradation. Before use, the mix is reheated, additives that will trigger the gelation are added, and the mix is then processed in the same way as the mix without gelation controller or inhibitor.

10

The moulds containing the gel mix are cooled in a cold brine bath until a frozen layer with a thickness of around 3 to 5 mm is formed. The remaining mix, which is still liquid, is then sucked back out of the mould. One thereby obtains a shell of edible, flexible frozen gel in the mould.

15

The shell is then filled with a standard vanilla ice cream mix. A wooden stick is inserted into the product and the product is frozen completely.

20

Once frozen, the product is demoulded. For the demoulding, the mould is warmed up through a warm liquid that is sprayed on the outside of the mould. This allows the surface layer of the product to warm up slightly and to soften, so that demoulding is facilitated. The softening also helps to perform the subsequent process step of cutting.

25

In the following step, the cutting lines are cut into the gel layer 14 using a cutting tool shown which is shown in Figs. 3 and 4. The cutting tool 20 consists of two halves 20a, 20b, each of the halves having a void 22a, 22b which has the form of a half-cylinder. The voids are limited in each of the two halves 20a, 20b by a set of knives 24, 24', 24''. In the

30

10

present case, four substantially parallel knives 24, 24', 24'' are arranged substantially in parallel along the void.

To cut the spiral into the gel layer, the two halves 20a, 20b of the cutting tool 20 are placed on either side of the

5 product (cf. fig. 4) and then pushed towards the product until the knives 24, 24', 24'' from both halves touch each other.

Together, the knives 24, 24', 24'' from both halves form a spiral that is pressed into the gel layer at the surface of the product. The dimensions of the tool 20 and the knives 24,

10 24', 24'' are chosen in such a manner that the gel layer is completely cut through, i.e. the cutting lines 16 will have a depth of at least 3mm.

The cutting tool 20 is then opened, i.e. the two halves 20a,

15 20b are taken apart.

As it is illustrated in fig. 2, when the product is allowed to warm up slightly, the gel layer 14 at the surface can be peeled off from the product core in a spiral.

20

Reference Numerals

	10	Core
	12	Stick
5	14	Gel Layer
	16	Cutting line
	20	Cutting tool
	20a, 20b	Element of cutting tool
	22a, 22b	Void
10	24', 24'', 24'''	Knife

Claims

1. A Frozen Confectionery Product comprising a core consisting of a frozen confection, wherein the core is at least partially coated with a frozen flexible edible gel layer, characterized in that the gel layer (14) is provided with at least one cutting line extending spirally over the gel layer, said cutting line allowing to peel-off the gel-layer in a spiral.
2. The Frozen Confectionery Product according to claim 1, comprising a holder stick having an upper portion which is inserted into the core.
3. The Frozen Confectionery Product according to claim 1 or 2, wherein the gel layer comprises a gelling hydrocolloid.
4. The Frozen Confectionery Product of claim 3, wherein the gelling hydrocolloid is a polyanionic gelling hydrocolloid.
5. The Frozen Confectionery Product according to claim 3 or claim 4, wherein the gel layer comprises a gelation controller or inhibitor.
6. The Frozen Confectionery Product according to claim 1, wherein the gel layer has a thickness of between 2 and 6 mm.
7. The Frozen Confectionery Product of claim 6, wherein the thickness is between 3 to 5 mm.

8. The Frozen Confectionery Product according to claim 1,
wherein the gel layer comprises inclusions.

9. The Frozen Confectionery Product according to claim 1,
5 wherein the cutting line has an inclination of between 3° and
60° with respect to a plane extending perpendicularly to the
symmetry axis of the spiral.

10. The Frozen Confectionery Product according to claim 9,
10 wherein the inclination is between 5° and 25° with respect to
the plane extending perpendicularly to the symmetry axis of the
spiral.

11. The Frozen Confectionery Product according to claim 1,
15 wherein the cutting line is undulated.

12. The Frozen Confectionery Product according to claim 1,
wherein the frozen confection forming the core comprises ice
cream, water ice, sherbet, or sorbet.

20

13. Method for manufacturing a frozen confectionery product
according to claim 1, comprising the following steps:

- filling a first mix into a mould, freezing the mix so
that it forms the frozen gel layer in the mould and sucking off
25 the excess mix, thereby obtaining a shell consisting of the
frozen gel layer

- filling a second mix forming the core consisting of a
frozen confection into said shell,

- freezing and demoulding the product, and

30 - cutting the at least one cutting line into the frozen
gel layer using a cutting tool.

14. The method according to claim 13, wherein the cutting tool comprises at least two elements, each element comprising

- a void with an inner contour corresponding to a part of the outer contour of the product to be cut, and

5 - at least one set of knives extending in parallel to each other along the inner contour of the void,

wherein the sets of knives of the at least two element form together the cutting line extending spirally over the gel layer.

10

1 / 3

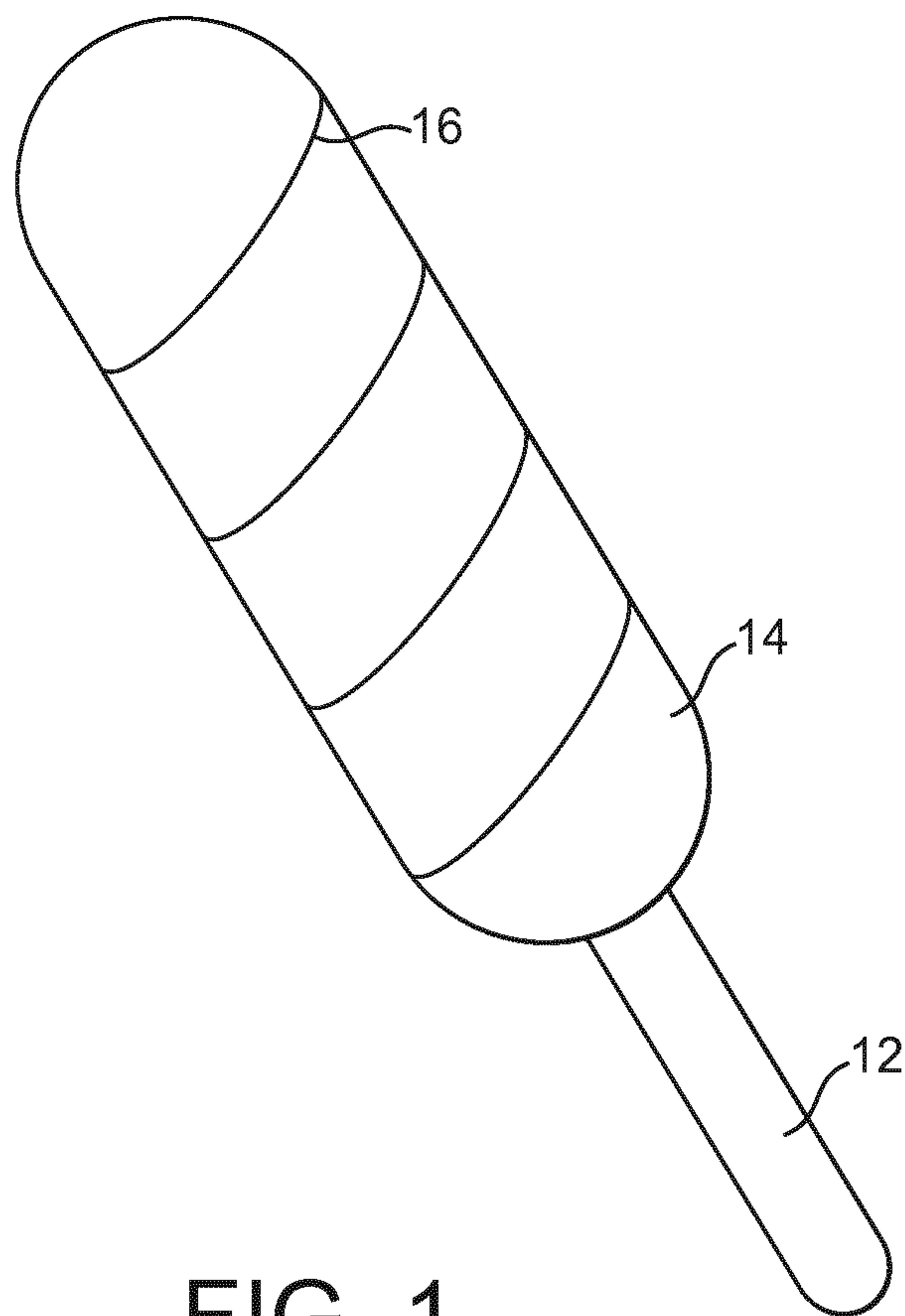


FIG. 1

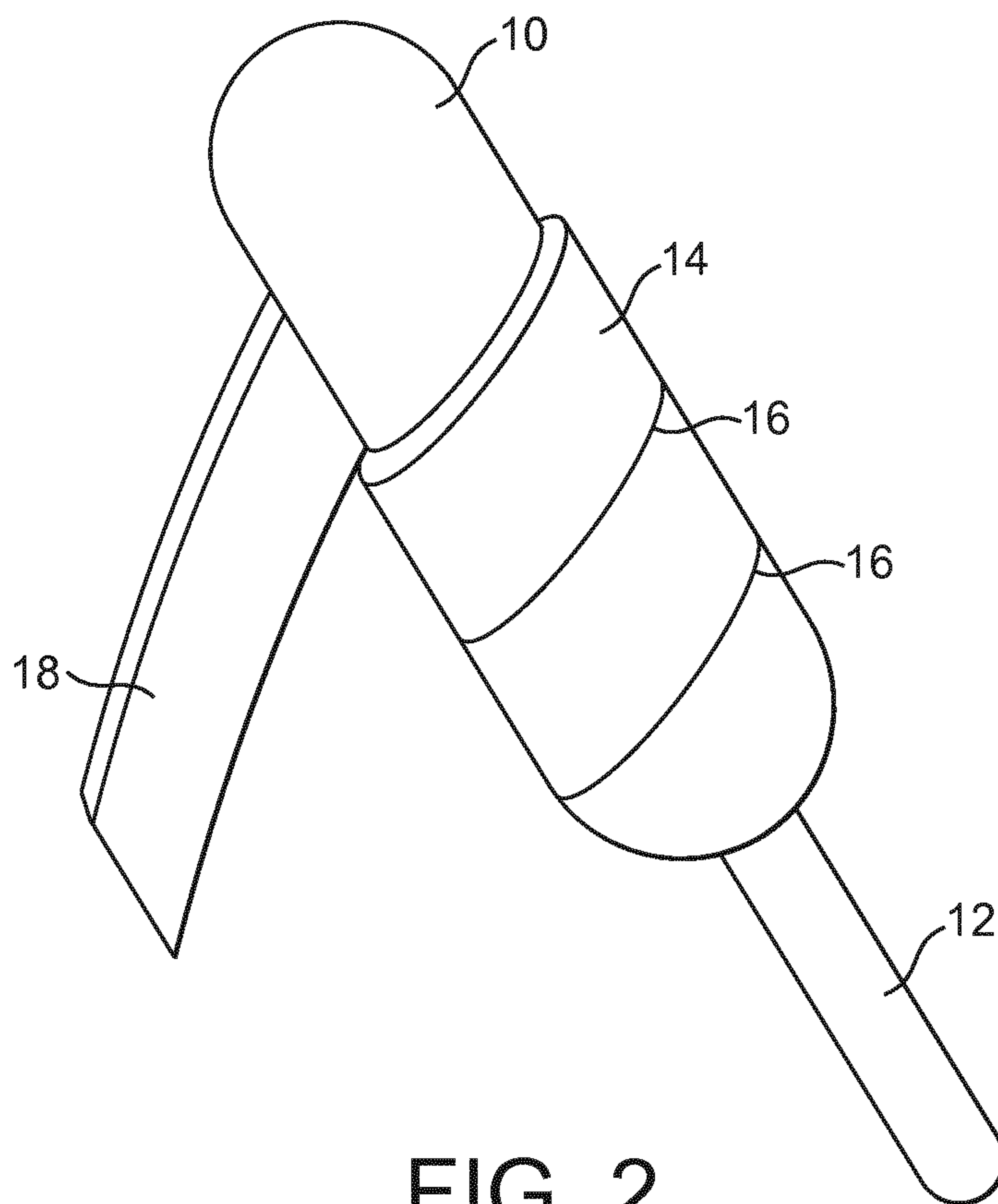


FIG. 2

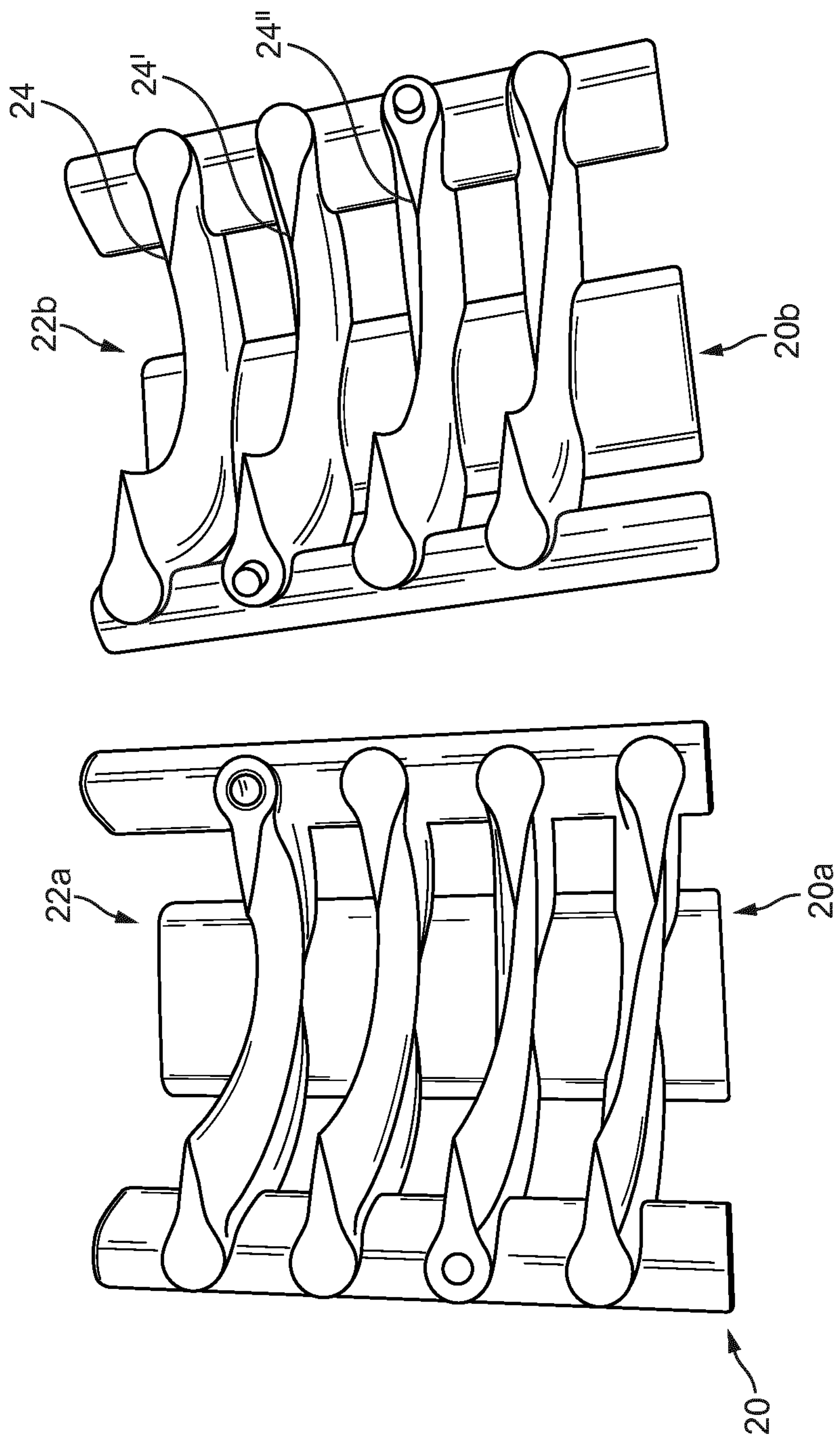


FIG. 3

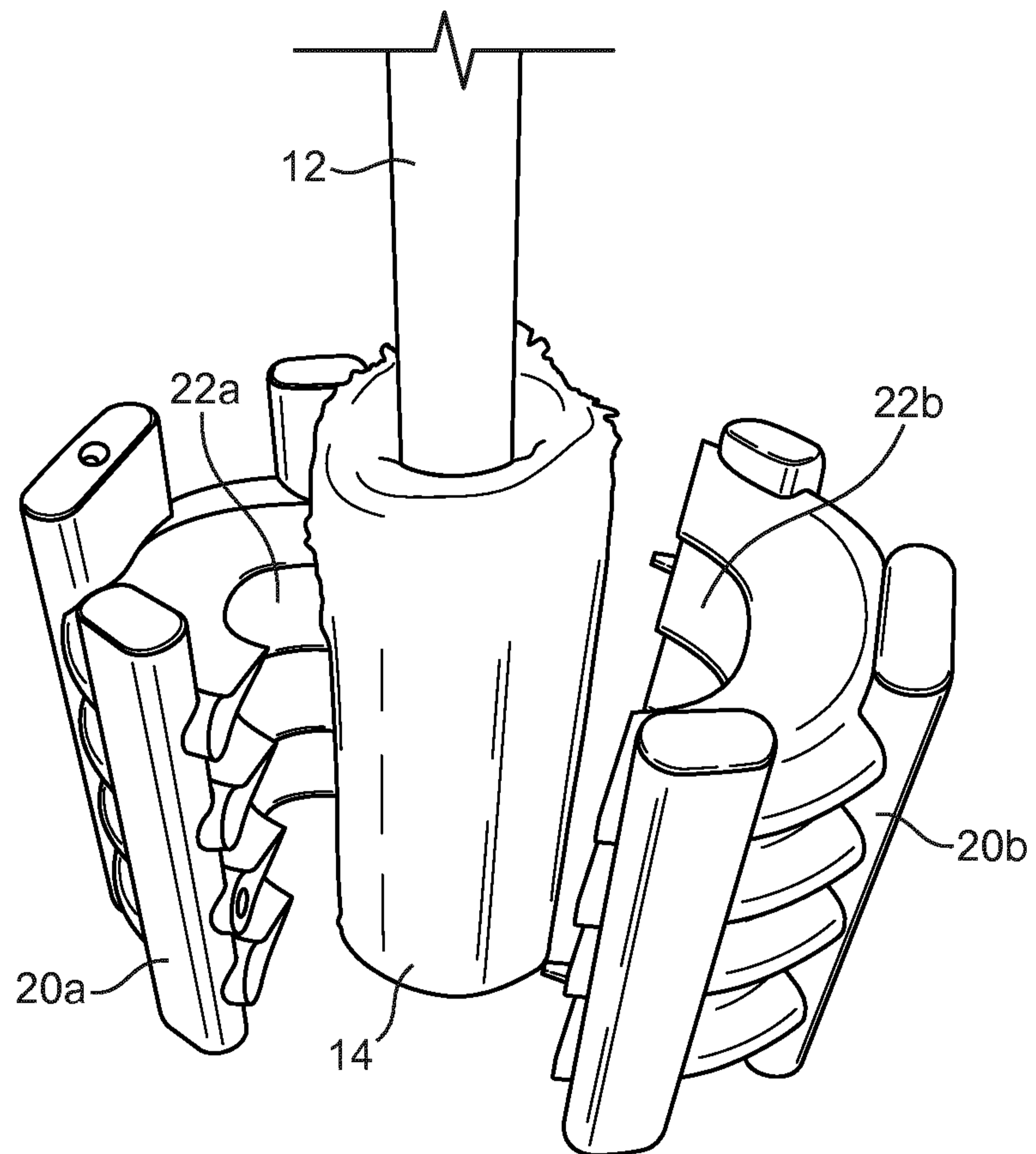


FIG. 4

