



US00D892173S

(12) **United States Design Patent**  
**Chikmangalore Manjunath et al.**

(10) **Patent No.:** **US D892,173 S**

(45) **Date of Patent:** **\*\* Aug. 4, 2020**

(54) **TURBOCHARGER TRANSITION SECTION**

(56) **References Cited**

(71) Applicant: **Transportation IP Holdings, LLP,**  
Norwalk, CT (US)

U.S. PATENT DOCUMENTS

(72) Inventors: **Harsha Vardhana Chikmangalore Manjunath,** Bangalore (IN); **Andrew Theogift Jeyanth Selwyn Victor,** Bangalore (IN); **Suresha Kumar Panambur,** Bangalore (IN); **Paulraj Ramasamy,** Bangalore (IN); **Ravikanth Bendarapu,** Bangalore (IN); **Ramprasad Maruti Shetti,** Bangalore (IN)

2,526,281 A	10/1950	Ryan et al.	
3,371,480 A *	3/1968	Page	F02C 6/02 60/791
6,038,861 A *	3/2000	Amos	F23R 3/286 239/428
6,226,978 B1	5/2001	Chandra et al.	
6,568,902 B2 *	5/2003	Aschenbruck	F01D 9/023 415/116
6,996,992 B2 *	2/2006	Jeske	F01D 9/023 415/116
7,261,955 B2 *	8/2007	Schutze	C23C 8/02 428/696
2002/0004003 A1 *	1/2002	Aschenbruck	F01D 9/023 415/116

(73) Assignee: **TRANSPORTATION IP HOLDINGS, LLC,** Norwalk, CT (US)

(Continued)

(\*\*) Term: **15 Years**

*Primary Examiner* — T Chase Nelson

*Assistant Examiner* — Ania Aman

(21) Appl. No.: **29/697,886**

(74) *Attorney, Agent, or Firm* — McCoy Russell LLP

(22) Filed: **Jul. 11, 2019**

(57) **CLAIM**

The ornamental design for a turbocharger transition section, as shown and described.

**Related U.S. Application Data**

(62) Division of application No. 29/644,877, filed on Apr. 20, 2018, now Pat. No. Des. 859,471, which is a division of application No. 29/548,899, filed on Dec. 17, 2015, now Pat. No. Des. 818,502.

**DESCRIPTION**

(51) **LOC (12) Cl.** ..... **15-01**

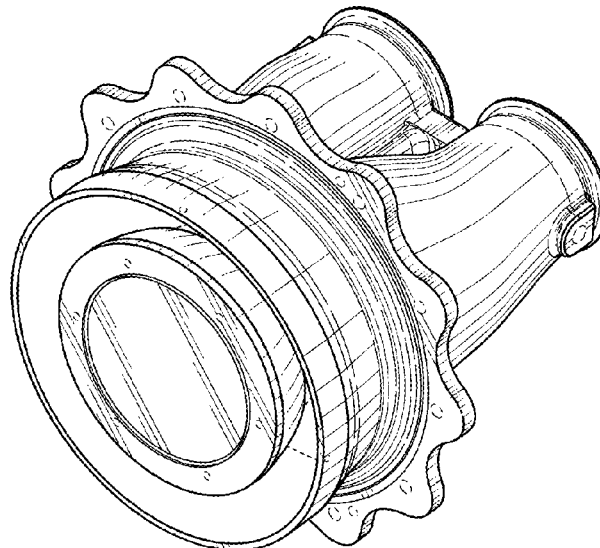
(52) **U.S. Cl.**  
USPC ..... **D15/5**

(58) **Field of Classification Search**  
USPC ..... D15/5; D23/233–250  
CPC ..... F02B 37/002; F02B 37/00; F02B 37/007;  
F01D 25/24; F01D 9/065; F01D 9/023;  
F01D 9/048; F01D 9/06; F01D 25/26;  
F02C 6/12; F23R 3/002; F23R 3/60;  
F05D 2220/31; F05D 2220/51; F05D  
2220/61; F05D 2240/14

FIG. 1 is a perspective view of a turbocharger transition section depicting our new design; FIG. 2 is a front view thereof; FIG. 3 is a rear view thereof; FIG. 4 is a side view thereof; FIG. 5 is an opposite side view thereof; FIG. 6 is a top plan view thereof; FIG. 7 is a bottom plan view thereof; and, FIG. 8 is an additional perspective view thereof. The broken line portion of the figures is included to show unclaimed subject matter only and forms no part of the claimed design.

See application file for complete search history.

**1 Claim, 5 Drawing Sheets**



(56)

**References Cited**

U.S. PATENT DOCUMENTS

2008/0127492	A1	6/2008	Smith et al.	
2014/0182290	A1*	7/2014	Bhide .....	F01N 13/1816 60/612
2014/0271155	A1	9/2014	Smith et al.	
2016/0076437	A1	3/2016	Tiwari et al.	

\* cited by examiner

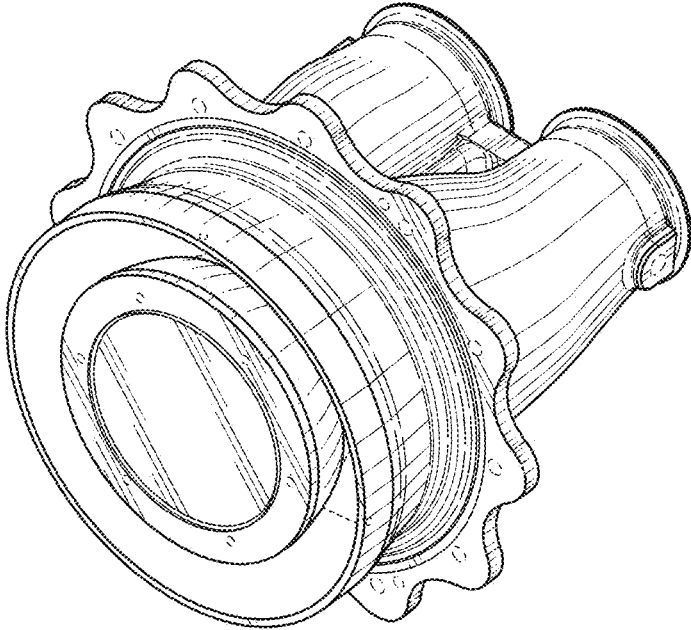


FIG. 1

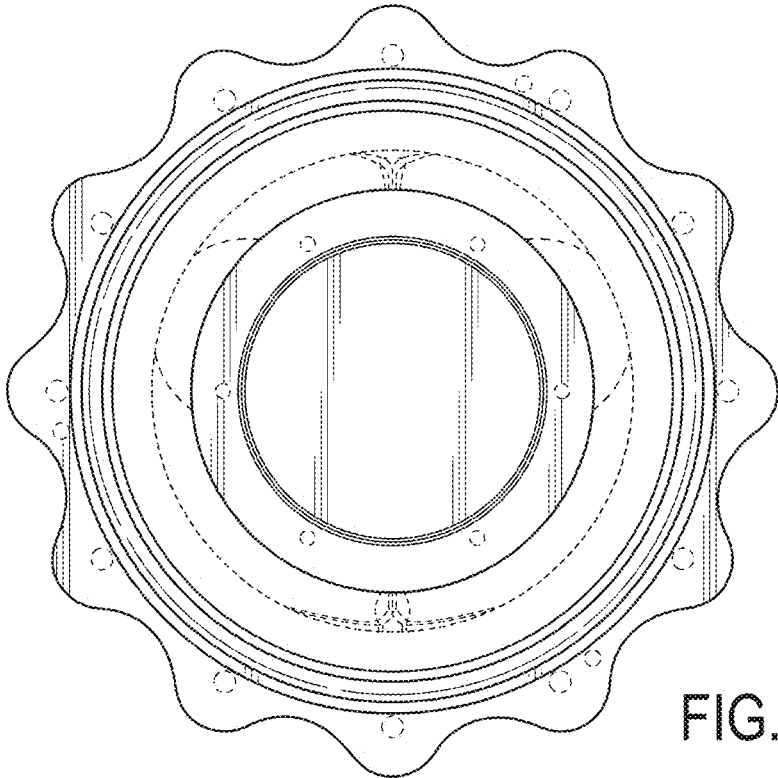


FIG. 2

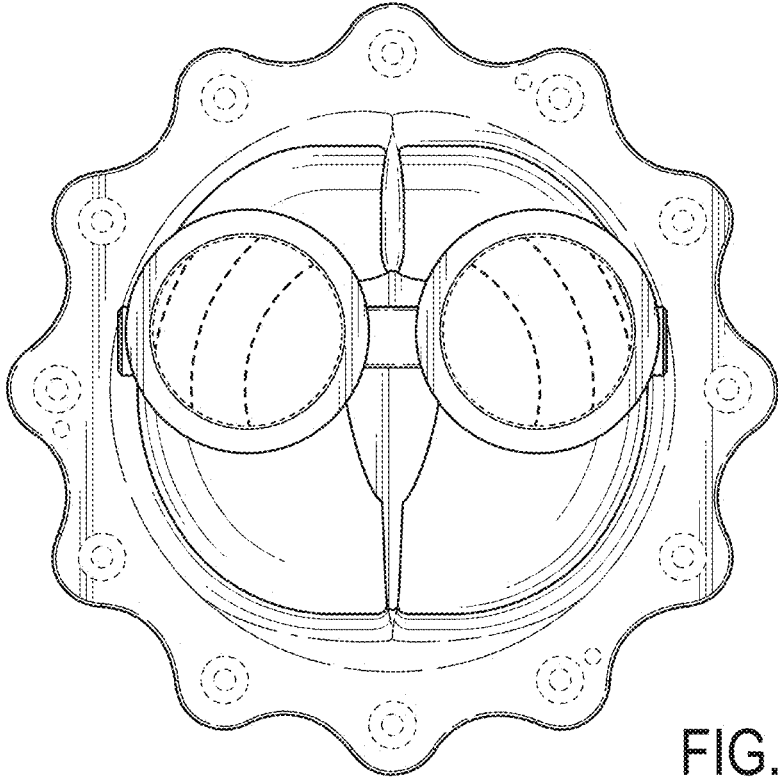


FIG. 3

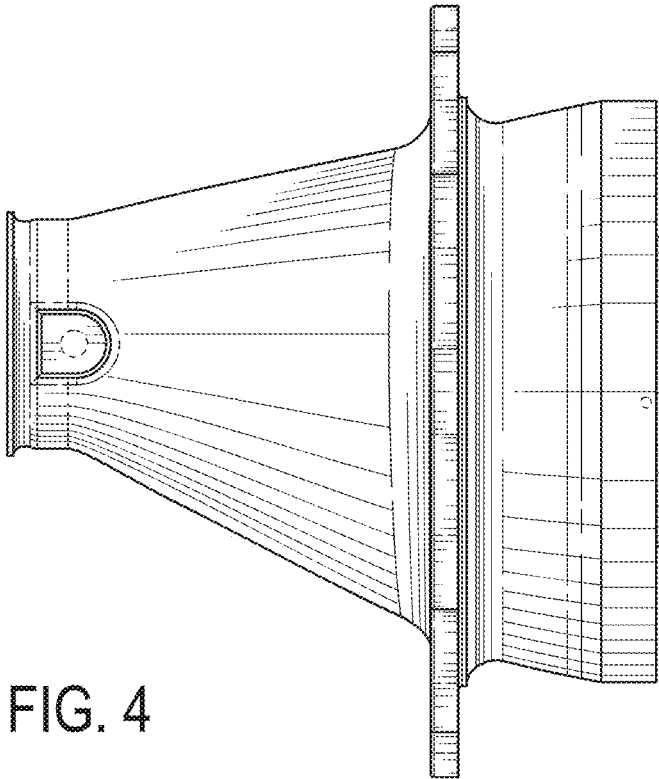


FIG. 4

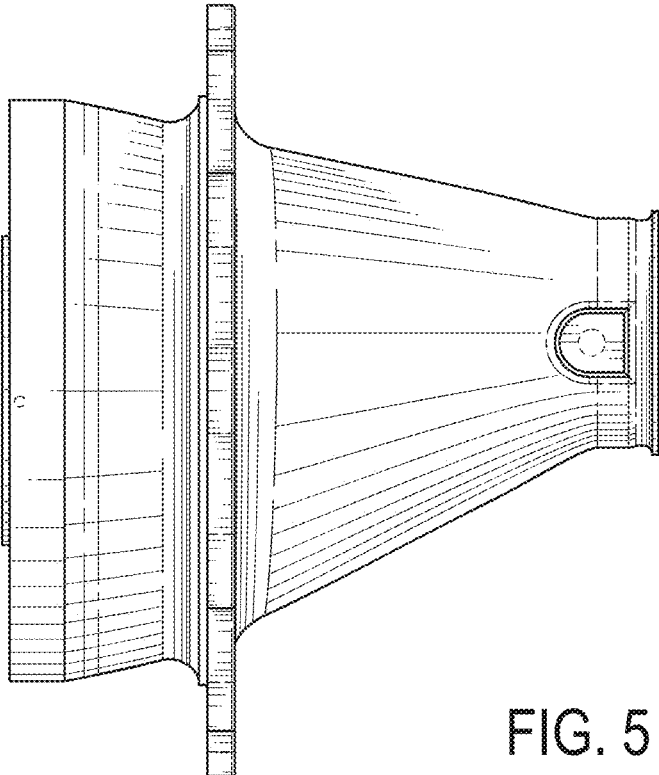


FIG. 5

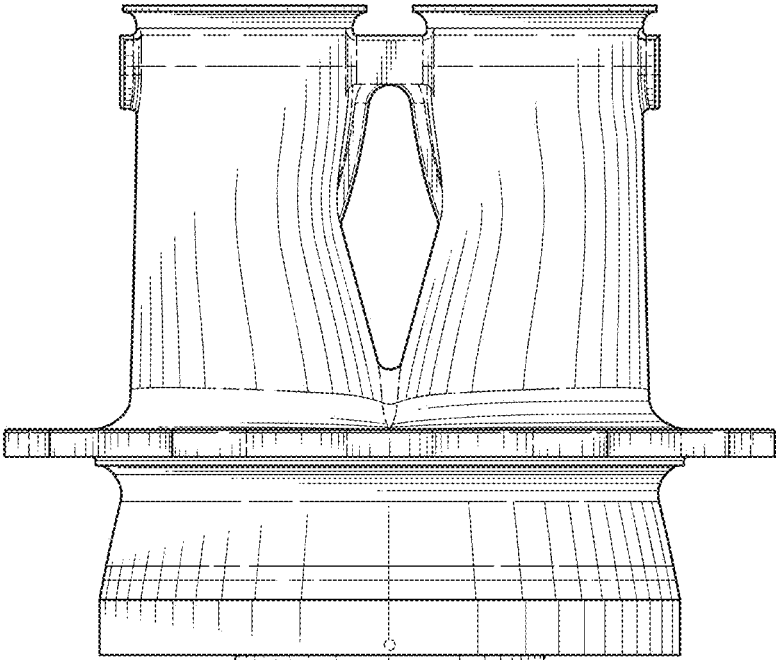


FIG. 6

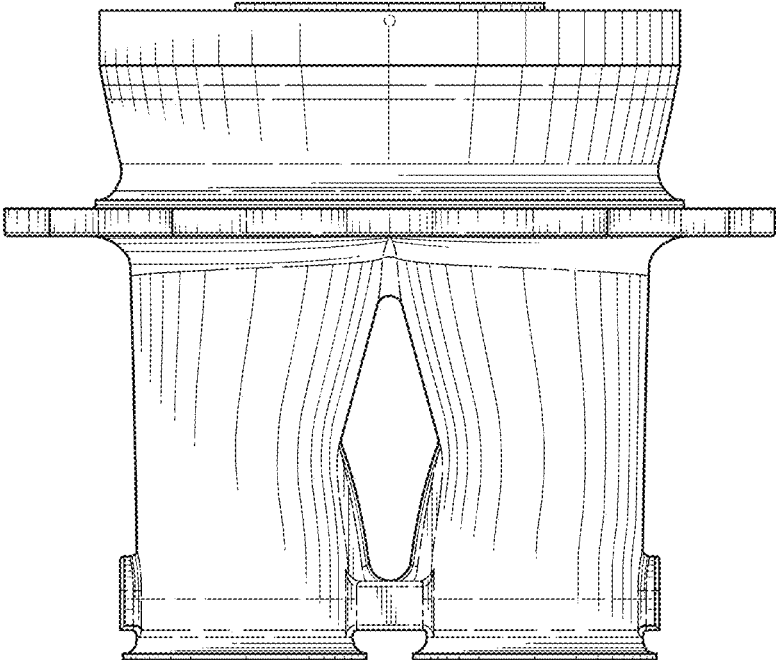


FIG. 7

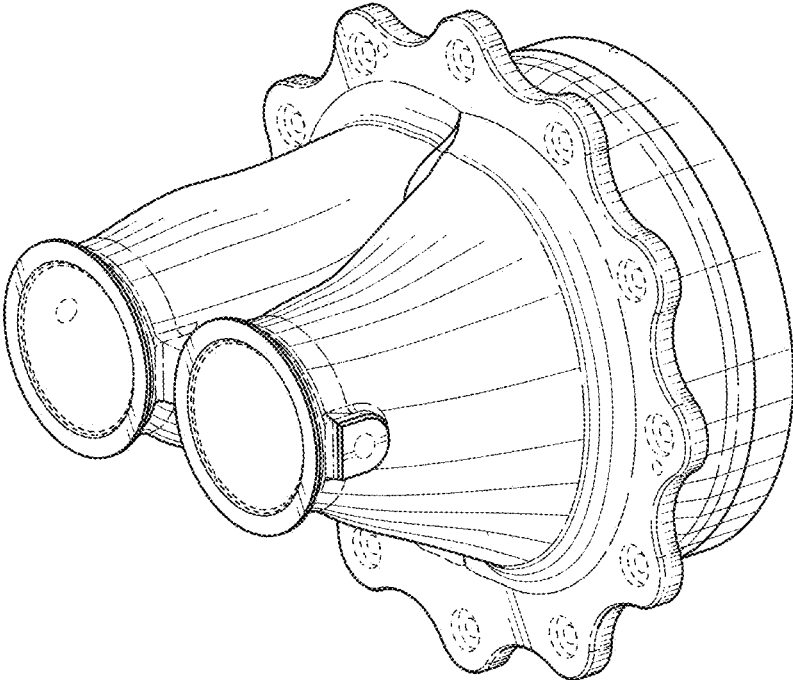


FIG. 8