



US00D679234S

(12) **United States Design Patent**
Depondt

(10) **Patent No.:** **US D679,234 S**

(45) **Date of Patent:** **** Apr. 2, 2013**

(54) **WIPER BLADE**

(75) Inventor: **Helmut Depondt**, Kessel-Lo (BE)

(73) Assignee: **Robert Bosch GmbH**, Stuttgart (DE)

(**) Term: **14 Years**

(21) Appl. No.: **29/401,185**

(22) Filed: **Sep. 8, 2011**

(30) **Foreign Application Priority Data**

Mar. 8, 2011 (EM) 001832403

(51) **LOC (9) Cl.** **12-06**

(52) **U.S. Cl.** **D12/219**

(58) **Field of Classification Search** D12/219-220;
15/246, 247, 250.001, 250.4, 250.361, 250.19,
15/250.48, 250.03, 250.31-250.33, 250.351,
15/250.38, 250.201, 250.451, 250.458, 250.04,
15/250.07, 250.44

See application file for complete search history.

(56) **References Cited**

U.S. PATENT DOCUMENTS

D443,854 S * 6/2001 De Block D12/219
D511,735 S * 11/2005 Aoyama et al. D12/219
D524,223 S * 7/2006 Nakano et al. D12/219
D555,068 S * 11/2007 Kim D12/219

D556,115 S * 11/2007 Kim D12/219
D556,116 S * 11/2007 Kim D12/219
D556,117 S * 11/2007 Kim D12/219
D556,667 S * 12/2007 Kim D12/219
D568,801 S * 5/2008 Machida et al. D12/219
D571,705 S * 6/2008 Machida et al. D12/219

* cited by examiner

Primary Examiner — Katrina A Betton

(74) *Attorney, Agent, or Firm* — Maginot, Moore & Beck

(57) **CLAIM**

The ornamental design for a wiper blade, as shown and described.

DESCRIPTION

FIG. 1 is a perspective view of a wiper blade showing my new design;

FIG. 2 is right side elevational view showing the design for the wiper blade of FIG. 1;

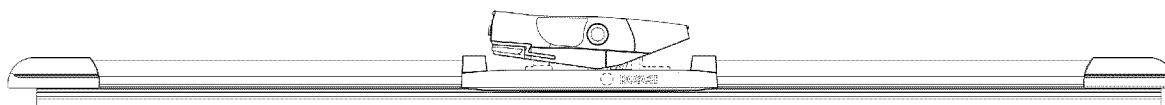
FIG. 3 is a left side elevational view showing the design for the wiper blade of FIG. 1;

FIG. 4 is a top elevational view showing the design for the wiper blade of FIG. 1; and,

FIG. 5 is a bottom elevational view showing the design for the wiper blade of FIG. 1.

The broken lines shown in the drawings represent portions of the wiper blade that form no part of the claimed design.

1 Claim, 5 Drawing Sheets



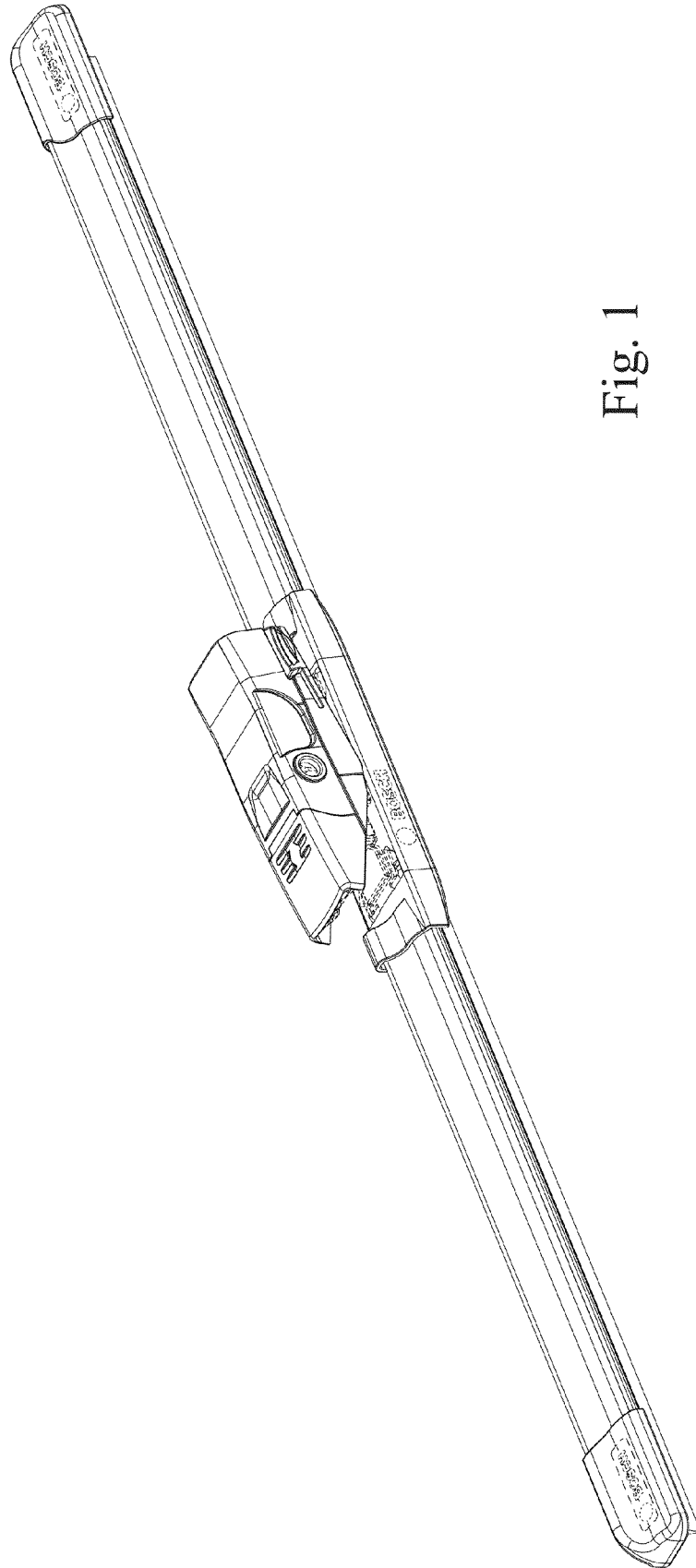


Fig. 1

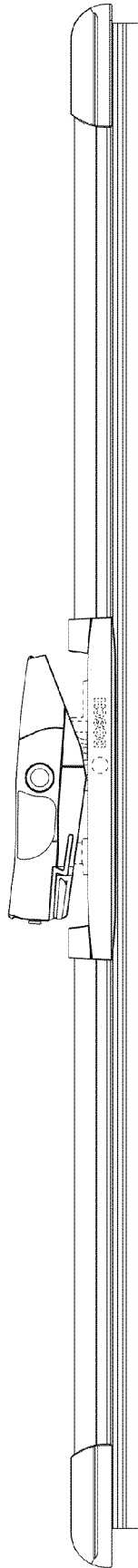


Fig. 2

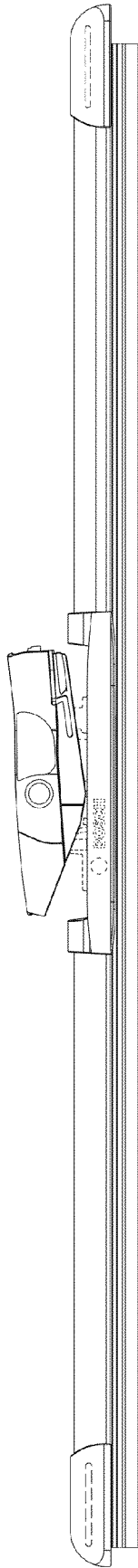


Fig. 3

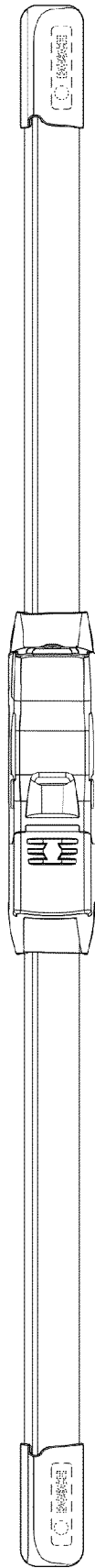


Fig. 4

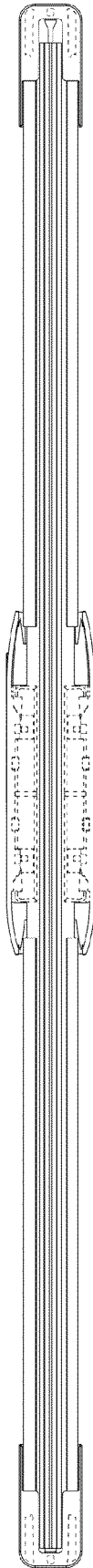


Fig. 5