



US00D874311S

(12) **United States Design Patent**  
**Connor et al.**

(10) **Patent No.:** **US D874,311 S**  
(45) **Date of Patent:** **\*\* Feb. 4, 2020**

(54) **WATCH BAND**

D802,465 S \* 11/2017 Dukerschein ..... D11/3  
D820,713 S \* 6/2018 Oh ..... D11/3  
D837,675 S \* 1/2019 Tibi ..... D11/3

(71) Applicant: **Garmin Switzerland GmbH**,  
Schaffhausen (CH)

(72) Inventors: **Stephen W. Connor**, Overland Park,  
KS (US); **Todd P. Register**, Olathe, KS  
(US); **Kathryn M. Gutschenritter**,  
Overland Park, KS (US); **Jeremy J. Ell**,  
Spring Hill, KS (US)

(73) Assignee: **Garmin Switzerland GmbH** (CH)

(\*\*) Term: **15 Years**

(21) Appl. No.: **29/641,494**

(22) Filed: **Mar. 22, 2018**

(51) **LOC (12) Cl.** ..... **11-01**

(52) **U.S. Cl.**  
USPC ..... **D11/3**

(58) **Field of Classification Search**  
USPC ..... D11/1-8; D10/32, 38, 70; D14/344  
CPC ..... A44C 5/00; A44C 5/0007; A44C 5/0015;  
A44C 5/0023; A44C 5/003; A44C  
5/0053; A44C 5/0084; G01C 21/00  
See application file for complete search history.

(56) **References Cited**

**U.S. PATENT DOCUMENTS**

D450,612 S \* 11/2001 Rantala ..... D11/3  
D522,900 S \* 6/2006 Yamamoto ..... D11/3  
D523,369 S \* 6/2006 Jacober ..... D11/3  
D711,760 S \* 8/2014 Savoy ..... D10/32  
D781,164 S \* 3/2017 Haapakoski ..... D10/70  
D785,482 S \* 5/2017 Schwamkrug ..... D11/3

**OTHER PUBLICATIONS**

Printout from <https://buy.garmin.com/en-US/US/p/553030/pn/010-12496-04#> dated prior to Mar. 22, 2018.

Printout from <https://buy.garmin.com/en-US/US/p/552881> dated prior to Mar. 22, 2018.

Printout from <https://buy.garmin.com/en-US/US/p/149194> dated prior to Mar. 22, 2018.

\* cited by examiner

*Primary Examiner* — L. Martinez

(74) *Attorney, Agent, or Firm* — Samuel M. Korte; Max M. Ali

(57) **CLAIM**

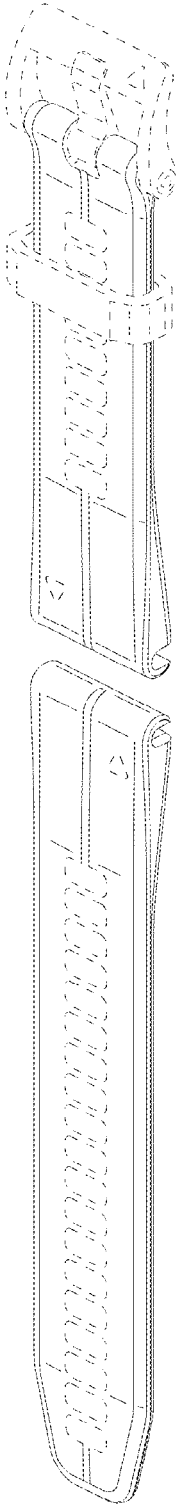
The ornamental design for a watch band, as shown and described.

**DESCRIPTION**

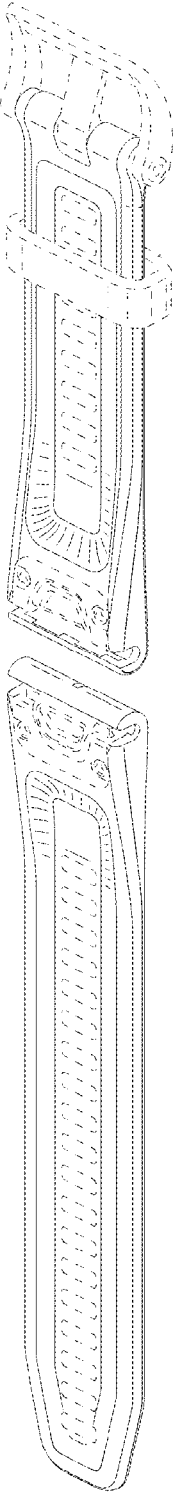
FIG. 1 is a front perspective view of a watch band according to the present invention;  
FIG. 2 is a rear perspective view of the watch band;  
FIG. 3 is a top view of the watch band;  
FIG. 4 is a front view of the watch band;  
FIG. 5 is a bottom view of the watch band;  
FIG. 6 is a rear view of the watch band;  
FIG. 7 is a left side view of the watch band; and,  
FIG. 8 is a right side view of the watch band.  
The broken lines shown in the drawings represent portions of the watch band that form no part of the claimed design.

**1 Claim, 3 Drawing Sheets**





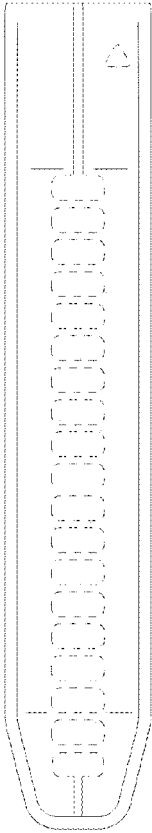
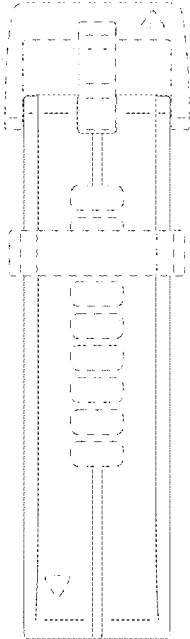
*Fig. 1*




*Fig. 2*



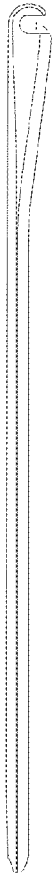

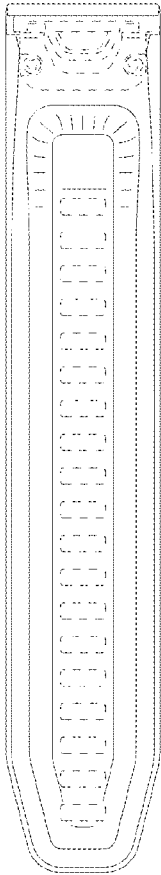
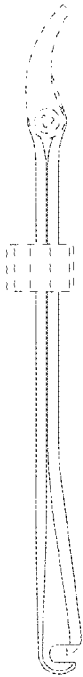

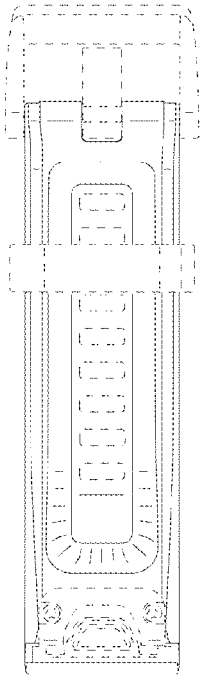
*Fig. 3*



*Fig. 4*



*Fig. 5*



*Fig. 6*

*Fig. 7*

*Fig. 8*