



US00D376769S

United States Patent [19]

[11] Patent Number: Des. 376,769

Kreidler

[45] Date of Patent: **Dec. 24, 1996

[54] ARTIFICIAL GREENERY/FLORAL ARRANGEMENT DEVICE

[75] Inventor: Gary L. Kreidler, South Chicago Heights, Ill.

[73] Assignee: H.O.S. Floral Supply, Inc., South Chicago Heights, Ill.

[**] Term: 14 Years

[21] Appl. No.: 39,712

[22] Filed: Jun. 2, 1995

[52] U.S. Cl. D11/155; D11/147

[58] Field of Search D11/155, 147; 47/41.01, 41.12, 41.13; 206/423; 248/27.8; D6/486, 495; D19/96, 97

[56] References Cited

U.S. PATENT DOCUMENTS

D. 212,633	11/1968	Spaulding	D6/486 X
D. 254,428	3/1980	Lasowski et al.	D19/97 X
D. 281,300	11/1985	Gluck	D6/495
D. 336,177	6/1993	Kulaga	D6/432
D. 349,663	8/1994	Spicer	D11/147 X
D. 349,814	8/1994	Crisp	D9/341 X
D. 358,955	6/1995	Fowler	D6/495
2,307,286	1/1943	Matignon	47/41.12
2,753,277	7/1956	Smithers	47/41.12 X
3,835,584	9/1974	Shimazu	47/41.13 X

FOREIGN PATENT DOCUMENTS

0038267	10/1981	European Pat. Off.	47/41.12
2147205	5/1985	United Kingdom	47/41.12
2193909	2/1988	United Kingdom	47/41.12

OTHER PUBLICATIONS

"Vogue, Flower Arranging Accessories Brochure", Jul. 1966, item No. 820, assorted shapes foam flower holders. "Habitat Inc., Umbrella Stands & Racks", c 1966, p. 4 item No. 54093.

Primary Examiner—Alan P. Douglas
Assistant Examiner—Cathron B. Matta
Attorney, Agent, or Firm—Marshall, O'Toole, Gerstein Murray & Borun

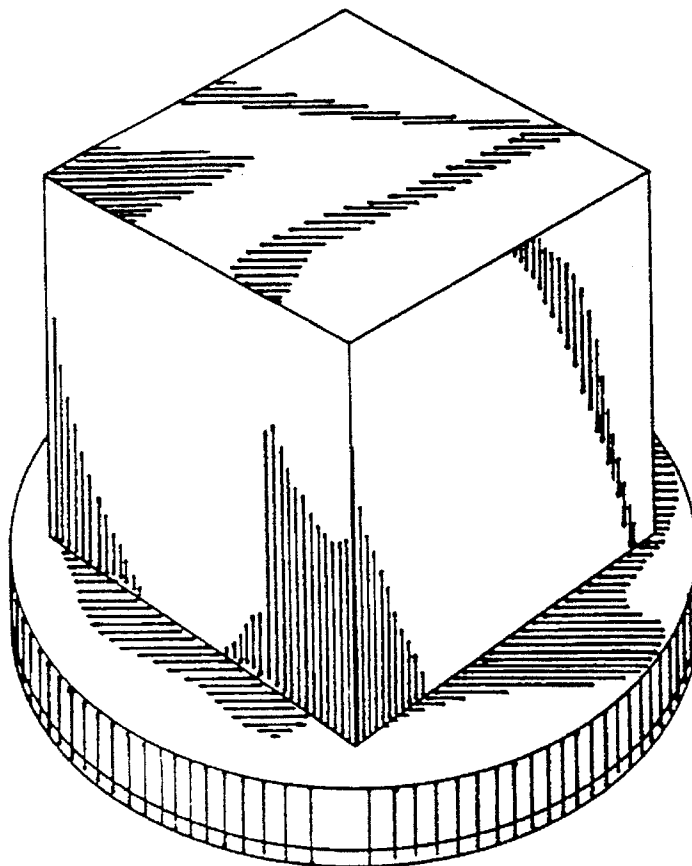
[57] CLAIM

The ornamental design for an artificial greenery/floral arrangement device, as shown and described.

DESCRIPTION

FIG. 1 is a perspective view of an artificial greenery/floral arrangement device showing my new design; FIG. 2 is a front elevational view thereof; FIG. 3 is a left side elevational view thereof; FIG. 4 is a right side elevational view thereof; FIG. 5 is a rear elevational view thereof; FIG. 6 is a top plan view thereof; and, FIG. 7 is a bottom plan view.

1 Claim, 3 Drawing Sheets



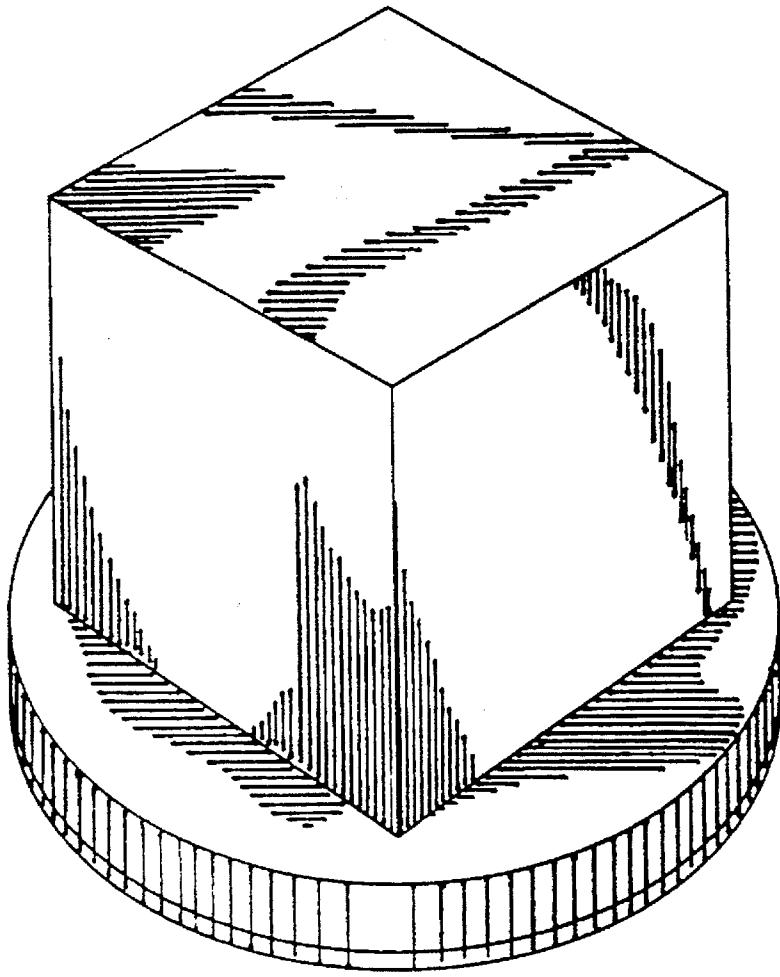


FIG. 1

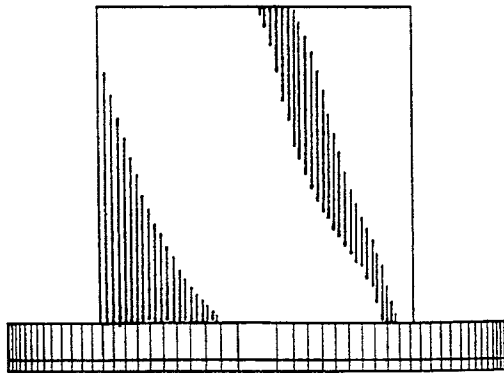


FIG. 2

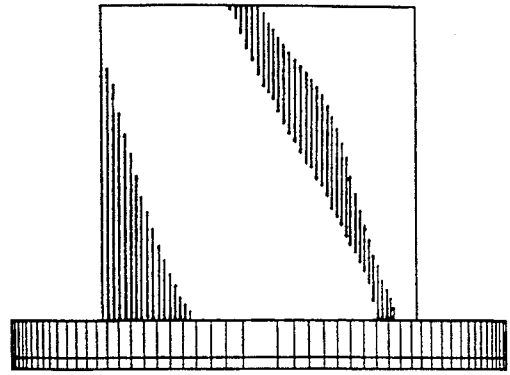


FIG. 3

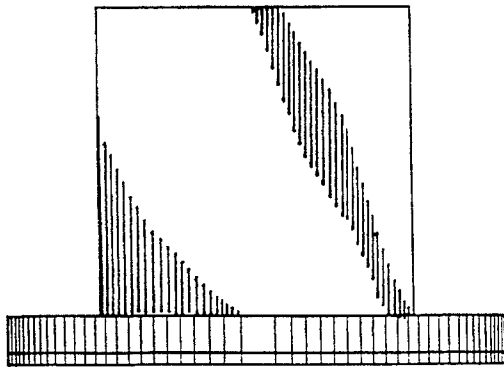


FIG. 4

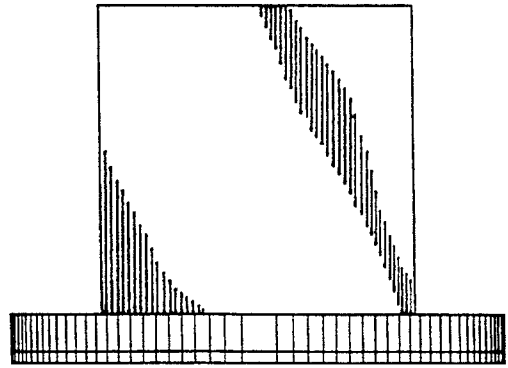


FIG. 5

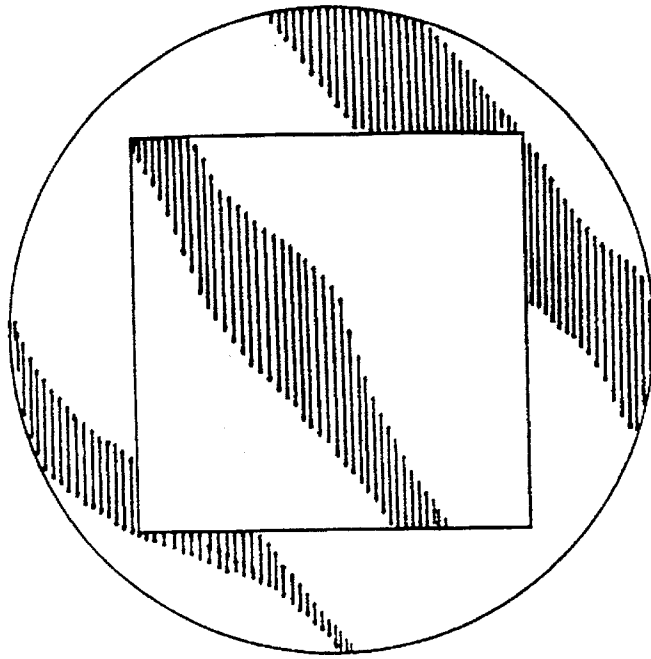


FIG. 6

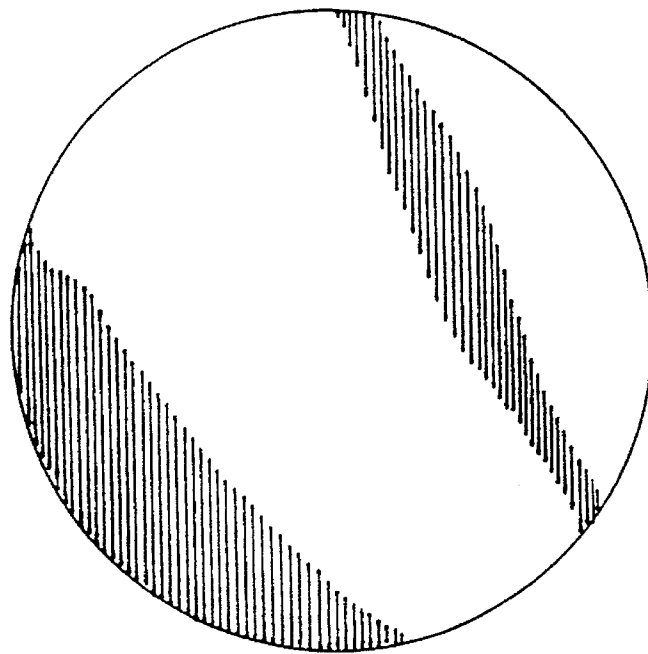


FIG. 7