



US00D695744S

(12) **United States Design Patent**  
**Weller et al.**

(10) **Patent No.:** **US D695,744 S**

(45) **Date of Patent:** **\*\* Dec. 17, 2013**

(54) **CASE FOR ELECTRONIC DEVICE**

(75) Inventors: **Lucas Weller**, Fort Collins, CO (US);  
**Stephen Willes**, Fort Collins, CO (US)

(73) Assignee: **Otter Products, LLC**, Fort Collins, CO  
(US)

(\*\*) Term: **14 Years**

(21) Appl. No.: **29/416,102**

(22) Filed: **Mar. 19, 2012**

(51) **LOC (9) Cl.** ..... **14-02**

(52) **U.S. Cl.**  
USPC ..... **D14/440**

(58) **Field of Classification Search**  
USPC ..... D14/250, 251, 253, 240, 217, 496, 440,  
D14/203.3, 203.4, 203.5, 203.8, 341, 318;  
D3/218, 215, 201, 294, 289, 900;  
220/4.02; 248/309.1; 361/679.56;  
379/426, 433.11, 455; 455/575.1,  
455/575.8; 190/100; 206/305, 320;  
D21/469

See application file for complete search history.

(56) **References Cited**

**U.S. PATENT DOCUMENTS**

D337,435 S *	7/1993	Kaneko et al.	.....	D3/218
D574,819 S *	8/2008	Andre et al.	.....	D3/269
D581,155 S	11/2008	Richardson et al.		
D587,008 S	2/2009	Richardson et al.		
D589,016 S	3/2009	Richardson et al.		
D593,746 S	6/2009	Richardson et al.		
D597,089 S *	7/2009	Khan et al.	.....	D14/250
D597,301 S	8/2009	Richardson et al.		
D603,602 S	11/2009	Richardson et al.		
D605,850 S	12/2009	Richardson et al.		
D613,282 S	4/2010	Richardson et al.		
D615,077 S *	5/2010	Richardson et al.	.....	D14/250
D615,078 S *	5/2010	Bradley	.....	D14/250
D615,535 S	5/2010	Richardson et al.		

D615,536 S *	5/2010	Richardson et al.	.....	D14/250
D617,784 S	6/2010	Richardson et al.		
D623,639 S	9/2010	Richardson et al.		
D623,640 S *	9/2010	Freeman	.....	D14/250
D624,910 S *	10/2010	Richardson et al.	.....	D14/250
D625,303 S *	10/2010	Kim	.....	D14/250
D626,540 S *	11/2010	Brown et al.	.....	D14/250
D626,964 S	11/2010	Richardson et al.		
D634,741 S *	3/2011	Richardson et al.	.....	D14/250
7,933,122 B2	4/2011	Richardson et al.		
D637,589 S	5/2011	Willes et al.		
D638,411 S	5/2011	Willes et al.		
D638,413 S	5/2011	Magness et al.		
D638,828 S	5/2011	Melanson et al.		
D640,679 S	6/2011	Willes et al.		
D641,013 S	7/2011	Richardson et al.		
D642,170 S	7/2011	Johnson et al.		
D642,171 S	7/2011	Melanson et al.		
D643,422 S	8/2011	Smith et al.		
D643,837 S	8/2011	Smith et al.		
D644,635 S *	9/2011	Richardson et al.	.....	D14/250

(Continued)

*Primary Examiner* — Cynthia Underwood

(57) **CLAIM**

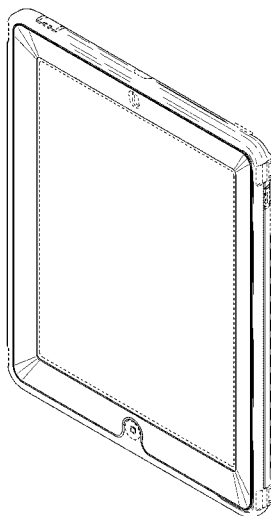
The ornamental design for a case for electronic device, as shown and described.

**DESCRIPTION**

FIG. 1 is a front isometric view of a case for electronic device showing our new design;  
FIG. 2 is a rear isometric view thereof;  
FIG. 3 is a front view thereof;  
FIG. 4 is a rear view thereof;  
FIG. 5 is a left view thereof;  
FIG. 6 is a right view thereof;  
FIG. 7 is a top view thereof; and,  
FIG. 8 is a bottom view thereof.

The broken lines immediately adjacent the claimed surfaces represent boundaries of the claimed design. All other broken lines depict unclaimed environment. The broken lines form no part of the claimed design.

**1 Claim, 6 Drawing Sheets**



(56)

**References Cited**

U.S. PATENT DOCUMENTS

D644,637 S 9/2011 Smith et al.  
 D644,639 S 9/2011 Weller et al.  
 D645,031 S 9/2011 Richardson et al.  
 D649,347 S 11/2011 Smith et al.  
 D651,203 S 12/2011 Michie et al.  
 D651,594 S 1/2012 Melanson et al.  
 D652,825 S \* 1/2012 Bau ..... D14/238.1  
 D653,202 S \* 1/2012 Hasbrook et al. .... D13/103  
 D654,485 S 2/2012 Chang et al.

D654,487 S 2/2012 Weller et al.  
 D654,490 S \* 2/2012 Weller et al. .... D14/250  
 D654,492 S 2/2012 Melanson et al.  
 D654,915 S \* 2/2012 Weller et al. .... D14/250  
 D657,137 S 4/2012 Weller et al.  
 D661,482 S 6/2012 Chang et al.  
 D661,483 S 6/2012 Weller et al.  
 D663,295 S \* 7/2012 Fahrendorff et al. .... D14/250  
 D673,569 S \* 1/2013 Smith et al. .... D14/440  
 D675,210 S \* 1/2013 Kim ..... D14/440  
 D675,624 S \* 2/2013 Wibby et al. .... D14/440  
 2009/0186264 A1 \* 7/2009 Huang ..... 429/96

\* cited by examiner

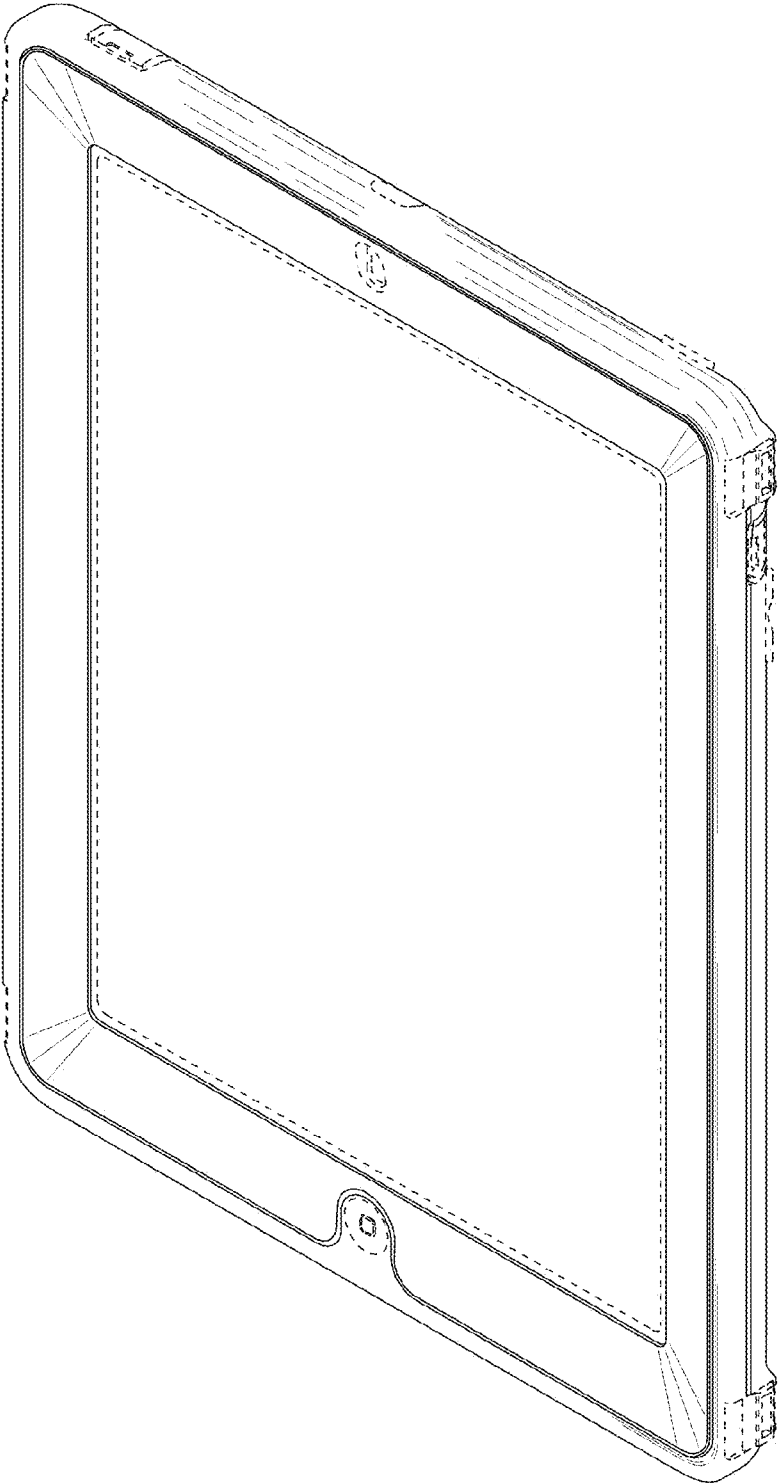


FIG. 1

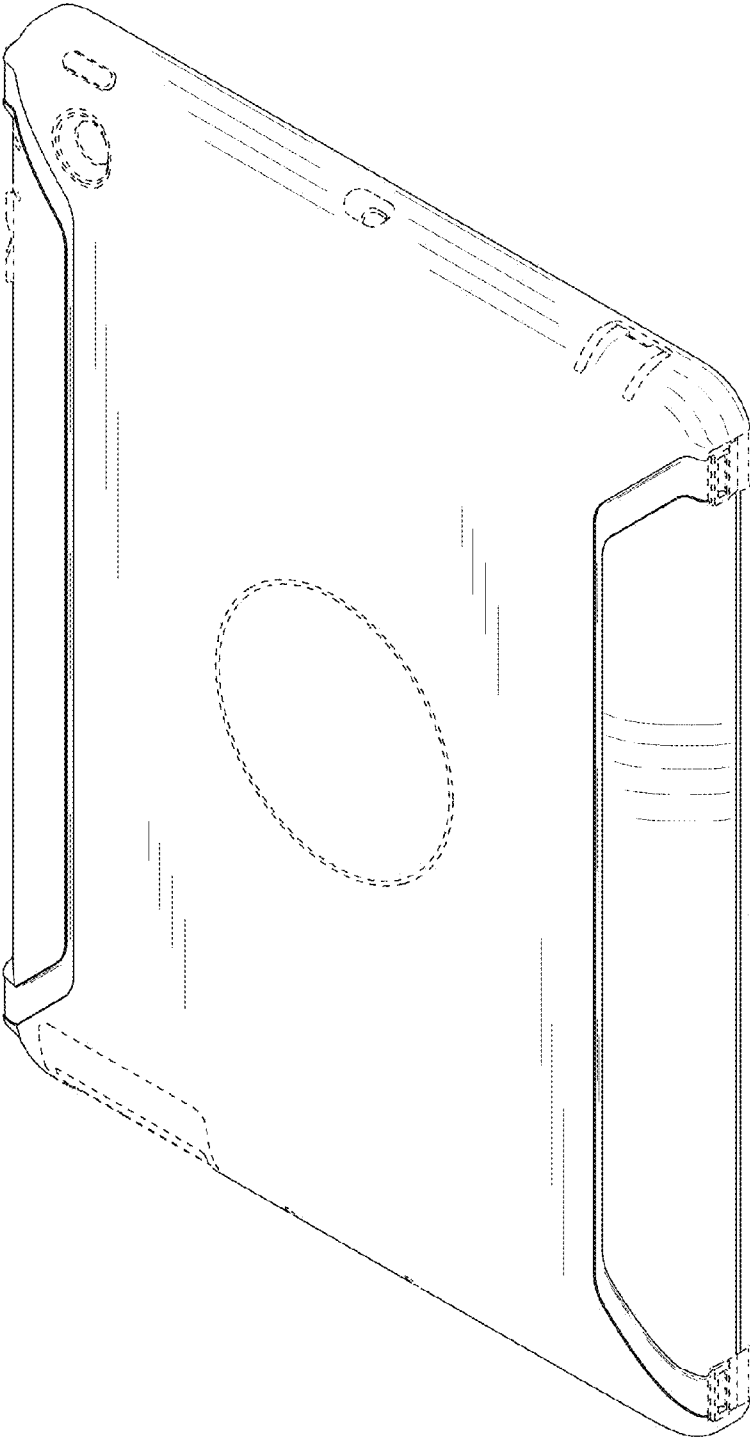


FIG. 2




FIG. 3

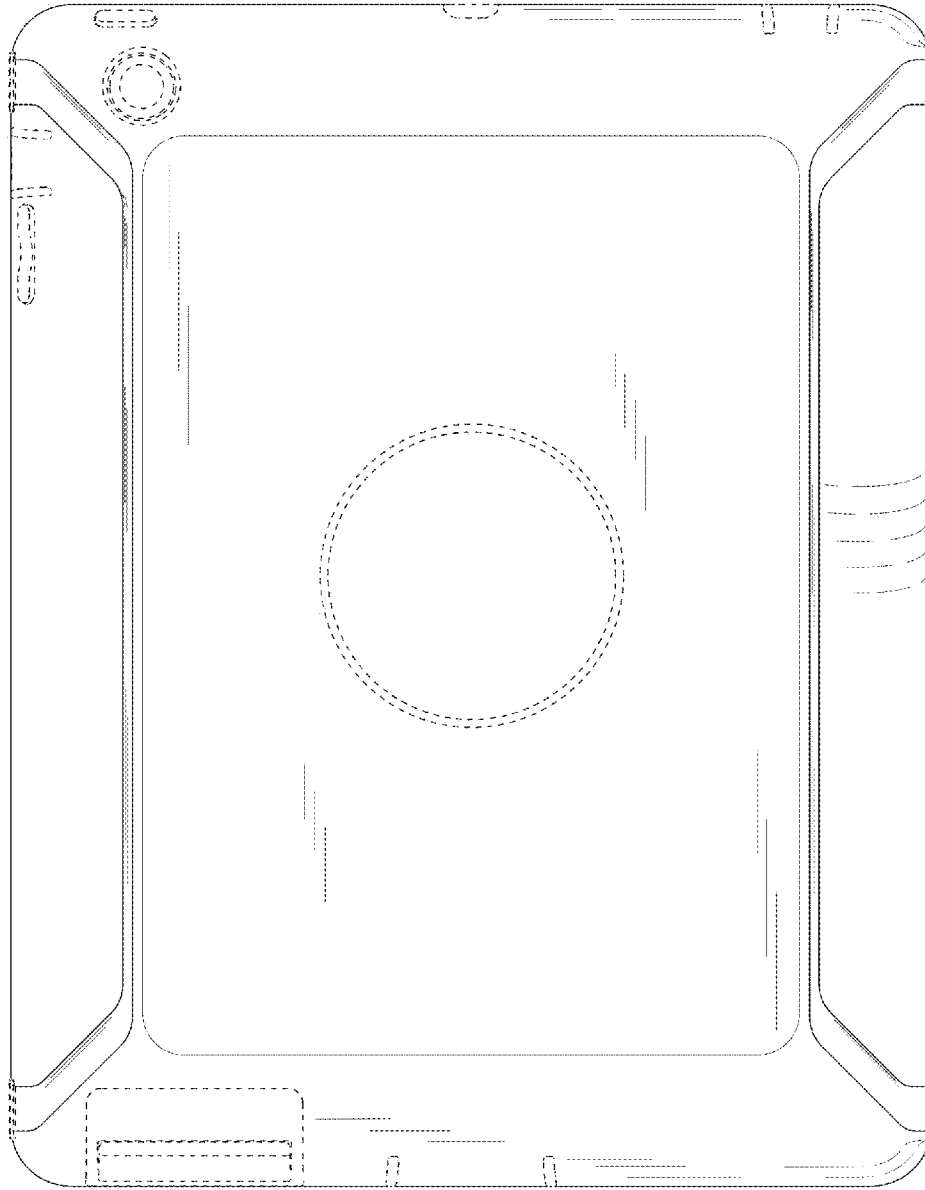


FIG. 4

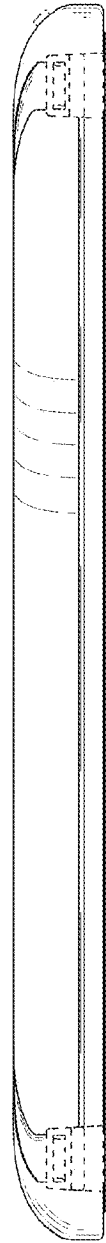


FIG. 5



FIG. 6



FIG. 7




FIG. 8