



US00D722715S

(12) **United States Design Patent**
Biegler et al.

(10) **Patent No.:** **US D722,715 S**

(45) **Date of Patent:** **** Feb. 17, 2015**

(54) **LIGHT**

(71) Applicant: **GloWorm Ventures, LLC**, Columbus, OH (US)

(72) Inventors: **Steven C. Biegler**, Columbus, OH (US);
Steve Funk, Grove City, OH (US);
Martin J. Beck, Delaware, OH (US);
Joshua M. Broehl, Worthington, OH (US);
Davina R. Beck, Delaware, OH (US);
Edwin L. Beck, Delaware, OH (US)

(73) Assignee: **GloWorm Ventures, LLC**, Columbus, OH (US)

(**) Term: **14 Years**

(21) Appl. No.: **29/455,557**

(22) Filed: **May 22, 2013**

(51) **LOC (10) Cl.** **26-02**

(52) **U.S. Cl.**
USPC **D26/37**

(58) **Field of Classification Search**
USPC D26/37, 38, 40, 41, 44, 45, 46, 49, 25;
362/157, 158, 183, 184, 171-174,
362/194-196, 200-208, 363, 407;
D11/121, 130; D10/107; D12/317, 168
See application file for complete search history.

(56) **References Cited**

U.S. PATENT DOCUMENTS

D246,095 S *	10/1977	Eby et al.	D10/107
D334,726 S *	4/1993	Homsher	D11/121
D364,595 S *	11/1995	Doyle	D12/168
D366,005 S *	1/1996	Beyer-Olsen	D10/107
D373,552 S *	9/1996	Lownsbury	D11/121
D411,322 S *	6/1999	Suzuki	D26/37
D417,164 S *	11/1999	Sandoval et al.	D10/106.4
D448,102 S *	9/2001	Campman	D26/41

D464,454 S *	10/2002	Suzuki et al.	D26/40
D478,681 S *	8/2003	Newcomb	D26/4
D499,350 S *	12/2004	Robichaud	D10/107
D525,740 S *	7/2006	Parker	D26/104
D542,453 S *	5/2007	Osiecki et al.	D26/60
D545,974 S *	7/2007	Nan	D24/211
D553,274 S *	10/2007	Hill et al.	D26/37
D563,593 S *	3/2008	Audrito	D26/94
D565,766 S *	4/2008	Shiu	D26/40
D574,527 S *	8/2008	Squires et al.	D26/37
D576,323 S *	9/2008	Cienfuegos	D26/37
D576,755 S *	9/2008	Witte	D26/37
D596,769 S *	7/2009	Liu	D26/37
D603,291 S *	11/2009	Wessling	D11/121
D605,321 S *	12/2009	Schupp	D26/40
D616,125 S *	5/2010	Kang et al.	D26/37
D617,925 S *	6/2010	Coushaine et al.	D26/37
D639,465 S *	6/2011	Abernethy et al.	D26/24
D649,271 S *	11/2011	Crawford et al.	D26/37

(Continued)

Primary Examiner — Ian Simmons

Assistant Examiner — Carissa C Fitts

(74) *Attorney, Agent, or Firm* — Jason H. Foster; Kremblas & Foster

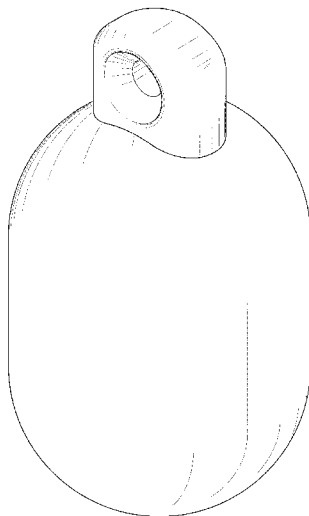
(57) **CLAIM**

The ornamental design for a light, as shown and described.

DESCRIPTION

FIG. 1 is a front view of a light showing my new design; the rear view is identical to FIG. 1;
FIG. 2 is a left view thereof; the right view is identical to FIG. 2;
FIG. 3 is a top view thereof;
FIG. 4 is a bottom view thereof;
FIG. 5 is an enlarged perspective view thereof;
FIG. 6 is a front view thereof showing a clasp in place thereon; and,
FIG. 7 is a side view thereof showing a clasp in place thereon.
The broken lines in FIGS. 6 and 7 are for illustrative purposes only and form no part of the claimed design.

1 Claim, 3 Drawing Sheets



US D722,715 S

Page 2

(56)

References Cited

U.S. PATENT DOCUMENTS

D652,162 S *	1/2012	Wu	D26/47	
D652,972 S *	1/2012	Lee	D26/41	
D667,577 S *	9/2012	Wu	D26/49	* cited by examiner
D670,852 S *	11/2012	Lin	D26/94	
D674,307 S *	1/2013	Ferguson et al.	D10/107	
D692,717 S *	11/2013	Lai	D7/354	

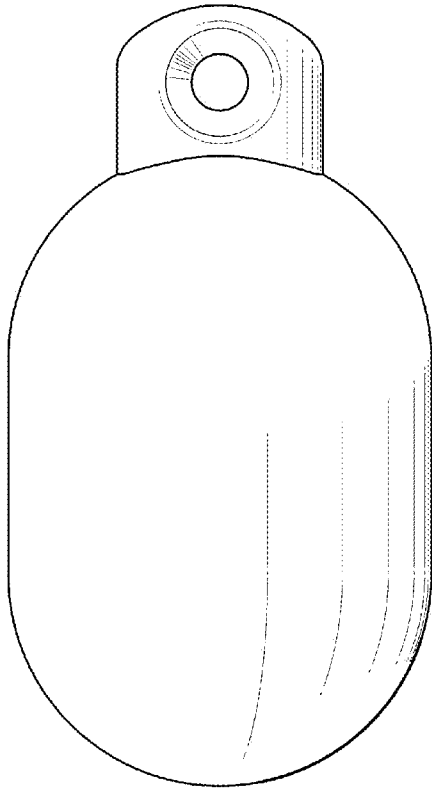


FIG. 1

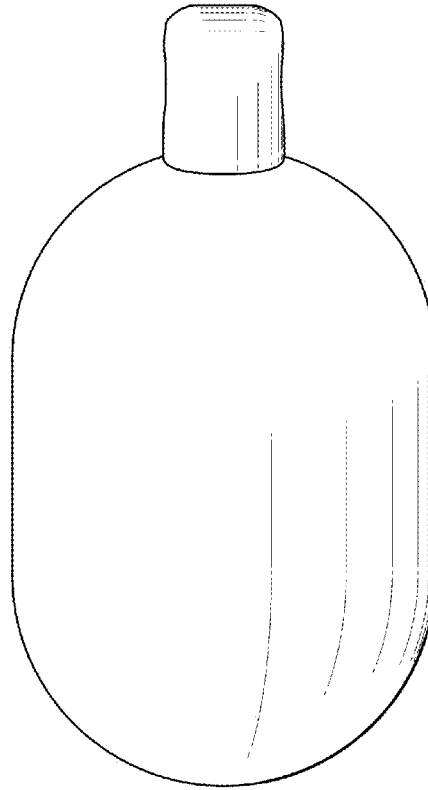


FIG. 2

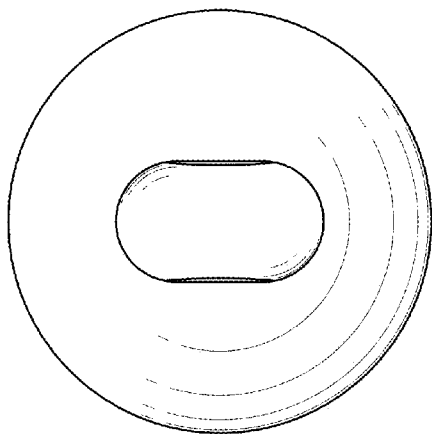


FIG. 3

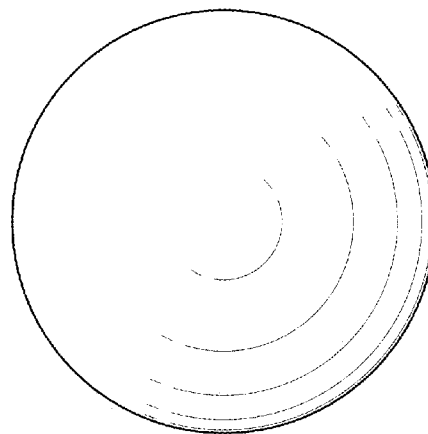


FIG. 4

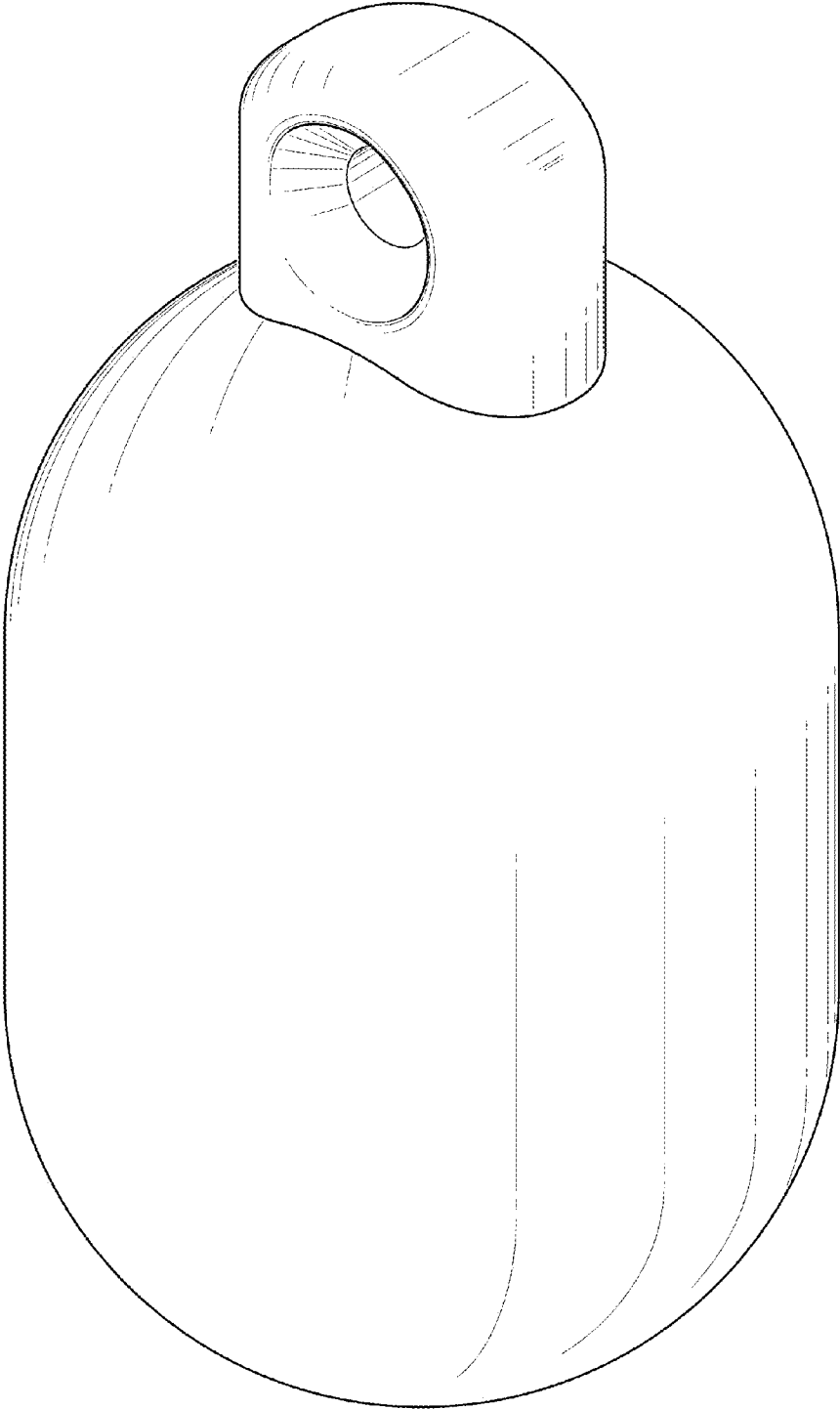


FIG. 5

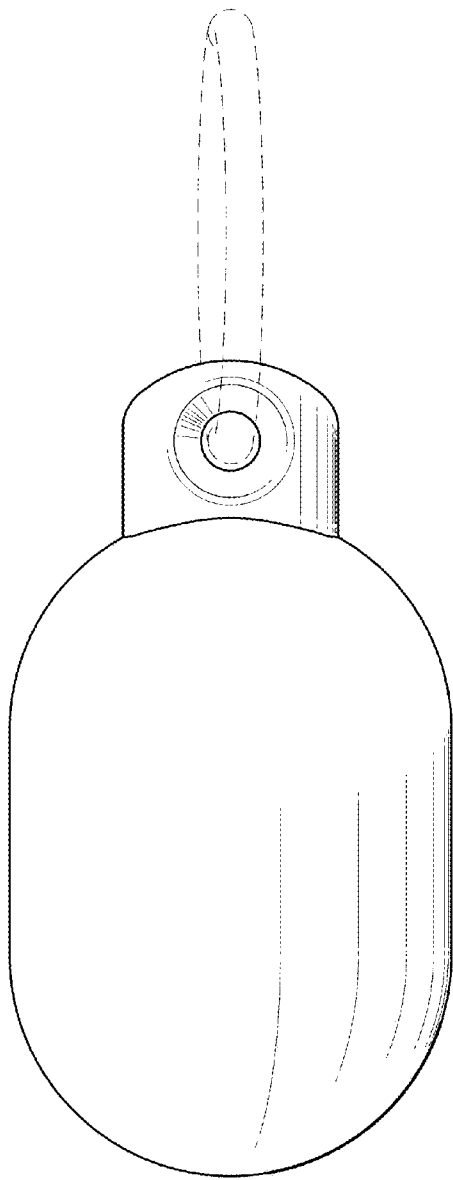


FIG. 6

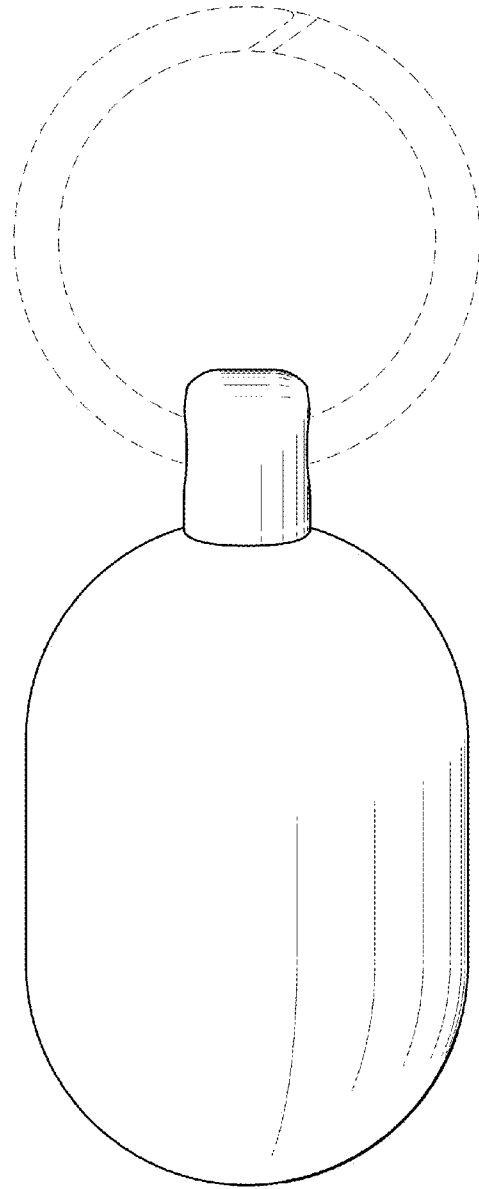


FIG. 7