

C. M. GEIGER.  
 SKIRT FASTENER.  
 APPLICATION FILED FEB. 20, 1915.

1,225,613.

Patented May 8, 1917.

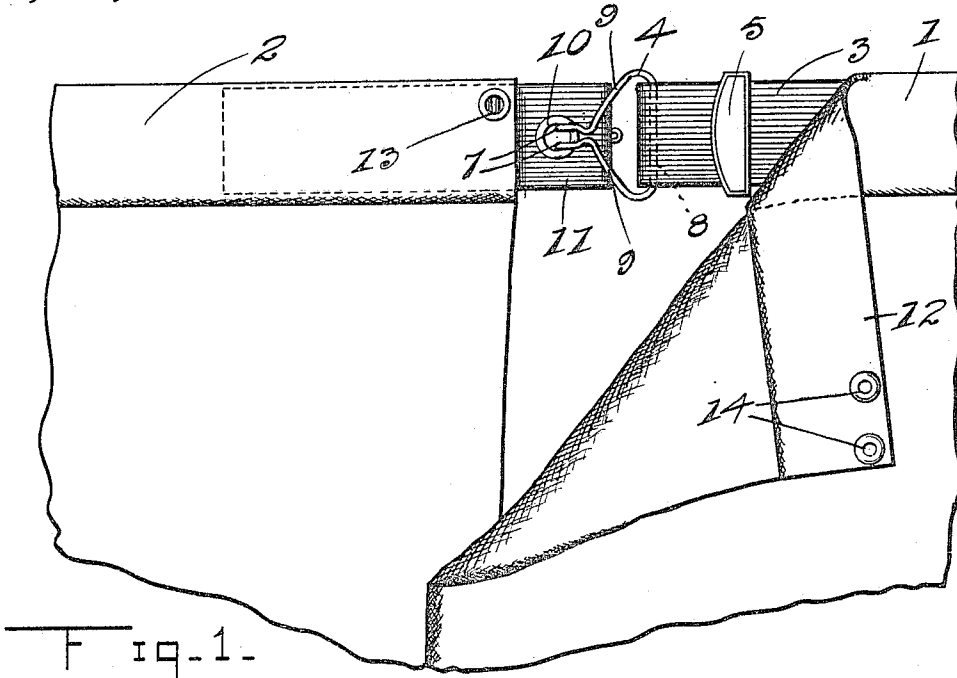


Fig. 1.




Fig. 2.

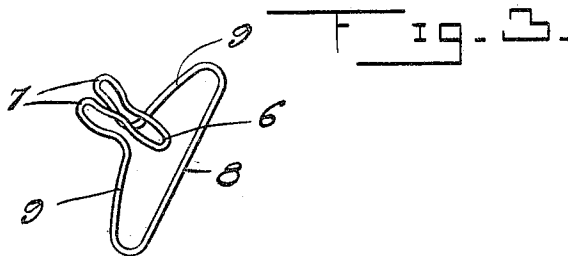


Fig. 3.

Witnesses

*C. P. Beall*  
*E. W. Bunker*

Inventor

C. M. Geiger

By

*A. H. Kauder, Jr.*

Attorney

# UNITED STATES PATENT OFFICE.

CORNELIUS M. GEIGER, OF ST. PETERSBURG, FLORIDA.

## SKIRT-FASTENER.

1,225,613.

Specification of Letters Patent.

Patented May 8, 1917.

Application filed February 20, 1915. Serial No. 9,684.

*To all whom it may concern:*

Be it known that I, CORNELIUS M. GEIGER, a citizen of the United States, residing at St. Petersburg, in the county of Pinellas and State of Florida, have invented certain new and useful Improvements in Skirt-Fasteners; and I do hereby declare the following to be a full, clear, and exact description of the invention, such as will enable others skilled in the art to which it appertains to make and use the same.

This invention relates to placket fasteners for skirts, and one of the principal objects of the invention is to provide a placket fastener which will not project or form an unsightly hump at the waist line at the back of the skirt.

Another object of the invention is to provide a placket fastener which can be readily adjusted into any desired size of waist within certain limits, and means connected to a flap on the skirt for covering the placket fastener and giving a smooth and attractive appearance to the skirt.

The foregoing and other objects may be attained by means of the construction illustrated in the accompanying drawing, in which—

Figure 1 is a view in elevation of the rear portion of a lady's skirt showing a placket fastener made in accordance with this invention and the flap of the skirt thrown back to disclose said fastener.

Fig. 2 is a view looking down upon the fastener, and

Fig. 3 is a perspective view of the hook member of the fastener.

Referring to the drawing, the numeral 1 designates the waist band upon one side of the placket and 2 is the waist band upon the other side thereof. Connected to the waist band 1 is a piece of elastic webbing 3 having a hook 4 connected thereto. A buckle 5 may be utilized for adjusting the length of the elastic webbing 3. The hook 4 is provided with a comparatively narrow bill 6, and the two spaced loops 7. The hook is provided with a cross bar 8 which is connected to the elastic webbing 3 and from the cross bar 8 the side members 9 converge toward the bill 6.

An eyelet 10 is connected to the waist band

portion 2 on the opposite side of the placket from the hook, and said eyelet is of a size to engage the two loop portions of the bill of the hook and to insure it against accidental unhooking. The eyelet 10 is connected to an extending tab 11 constructed of some elastic material connected to the waist band portion 2.

A ball and socket fastener is utilized for closing the flap 12 to cover the placket fastener. The ball member 13 of the fastener is connected to the upper corner of the waist band portion 2, and two socket members 14 are secured to the underside of the flap 12, so that if the buckle 5 is adjusted, the flap 12 may be connected by means of either one of the socket members 14 to the ball member 13 corresponding to said adjustment.

From the foregoing it will be obvious that a placket fastener made in accordance with this invention is entirely out of sight and permits adjustment to different sizes of waist, and that the device is simple in construction, can be manufactured at low cost, and cannot readily get out of order.

Various changes may be made in the details of construction without departing from the spirit and scope of the invention as defined in the claim.

What is claimed is:—

The combination with a skirt provided with a waist band, a placket consisting of inner and outer overlapping members, of an elastic tab secured at one end to the inside of the inner member and projecting beyond the free end thereof, an eyelet secured to the other end of the elastic tab, an adjustable elastic strap secured at one end to the inside of the waist band at a point spaced inwardly from the free end of said outer member, a hook secured to the other end of the strap and having loops formed in the bill portion thereof to establish a locking connection to the eyelet, and means for adjustably connecting said outer and inner members together.

In testimony whereof I affix my signature in presence of two witnesses.

CORNELIUS M. GEIGER.

Witnesses:

JOHN F. GIRARD,  
J. D. BELL.