

(19) World Intellectual Property Organization
International Bureau



(43) International Publication Date
23 January 2003 (23.01.2003)

PCT

(10) International Publication Number
WO 03/005969 A2

- (51) International Patent Classification⁷: **A61K**
- (21) International Application Number: PCT/US02/22326
- (22) International Filing Date: 10 July 2002 (10.07.2002)
- (25) Filing Language: English
- (26) Publication Language: English
- (30) Priority Data:
60/304,921 12 July 2001 (12.07.2001) US
- (71) Applicant (for all designated States except US): **BRISTOL-MYERS SQUIBB PHARMA COMPANY** [US/US]; Patent Department, P.O. Box 4000, Princeton, NJ 08543-4000 (US).

(81) Designated States (national): AE, AG, AL, AM, AT, AU, AZ, BA, BB, BG, BR, BY, BZ, CA, CH, CN, CO, CR, CU, CZ, DE, DK, DM, DZ, EC, EE, ES, FI, GB, GD, GE, GH, GM, HR, HU, ID, IL, IN, IS, JP, KE, KG, KP, KR, KZ, LC, LK, LR, LS, LT, LU, LV, MA, MD, MG, MK, MN, MW, MX, MZ, NO, NZ, OM, PH, PL, PT, RO, RU, SD, SE, SG, SI, SK, SL, TJ, TM, TN, TR, TT, TZ, UA, UG, US, UZ, VN, YU, ZA, ZM, ZW.

(84) Designated States (regional): ARIPO patent (GH, GM, KE, LS, MW, MZ, SD, SL, SZ, TZ, UG, ZM, ZW), Eurasian patent (AM, AZ, BY, KG, KZ, MD, RU, TJ, TM), European patent (AT, BE, BG, CH, CY, CZ, DE, DK, EE, ES, FI, FR, GB, GR, IE, IT, LU, MC, NL, PT, SE, SK, TR), OAPI patent (BF, BJ, CF, CG, CI, CM, GA, GN, GQ, GW, ML, MR, NE, SN, TD, TG).

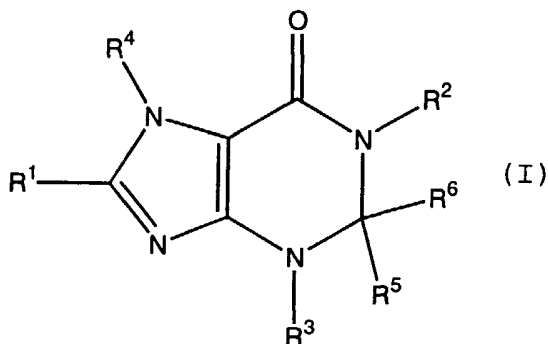
- (72) Inventor; and
- (75) Inventor/Applicant (for US only): **HARTZ, Richard, A.** [US/US]; 410 Columbine Drive, Kennett Square, PA 19348 (US).
- (74) Agents: **GODDARD, Christine** et al.; Patent Department, P.O. Box 4000, Princeton, NJ 08543-4000 (US).

Published:

— without international search report and to be republished upon receipt of that report

For two-letter codes and other abbreviations, refer to the "Guidance Notes on Codes and Abbreviations" appearing at the beginning of each regular issue of the PCT Gazette.

(54) Title: TETRAHYDROPURINONES AND DERIVATIVES THEREOF AS CORTICOTROPIN RELEASING FACTOR RECEPTOR LIGANDS



(57) Abstract: Compounds provided herein are novel substituted tetrahydropurinones of Formula (I). Such compounds are particularly useful as CRF receptor ligands, and hence, in the treatment of various neurologically-related disorders such as affective disorder, anxiety and depression.

**TETRAHYDROPURINONES AND DERIVATIVES THEREOF
AS CORTICOTROPIN RELEASING FACTOR RECEPTOR LIGANDS**

Field of the Invention

5 This invention relates to novel 1,2,3,7-tetrahydro-6H-purin-6-ones, pharmaceutical compositions containing the same, and methods of using the same in the treatment of psychiatric disorders and neurological diseases including affective disorder, anxiety related disorders, depression, 10 headache, post-traumatic stress disorder, supranuclear palsy, Alzheimer's disease, head and spinal cord traumas, anorexia nervosa or other feeding disorders, as well as treatment of irritable bowel syndrome, gastrointestinal diseases, cardiovascular or heart-related diseases, immune suppression, 15 human immunodeficiency virus infections, fertility problems, or a disorder the treatment of which can be effected or facilitated by antagonizing CRF, including but not limited to disorders induced or facilitated by CRF.

Background of the Invention

20 Corticotropin releasing factor (herein referred to as CRF), a 41 amino acid peptide, is the primary physiological regulator of proopiomelanocortin (POMC)-derived peptide secretion from the anterior pituitary gland [J. Rivier et 25 al., *Proc. Nat. Acad. Sci. (USA)* 80:4851 (1983); W. Vale et al., *Science* 213:1394 (1981)]. In addition to its endocrine role at the pituitary gland, immunohistochemical localization of CRF has demonstrated that the hormone has a broad extrahypothalamic distribution in the central nervous system 30 and produces a wide spectrum of autonomic, electrophysiological and behavioral effects consistent with a neurotransmitter or neuromodulator role in brain [W. Vale et al., *Rec. Prog. Horm. Res.* 39:245 (1983); G.F. Koob, *Persp. Behav. Med.* 2:39 (1985); E.B. De Souza et al., *J. Neurosci.* 35 5:3189 (1985)]. There is also evidence that CRF plays a significant role in integrating the response of the immune system to physiological, psychological, and immunological

stressors [J.E. Blalock, *Physiological Reviews* 69:1 (1989); J.E. Morley, *Life Sci.* 41:527 (1987)].

Clinical data provide evidence that CRF has a role in psychiatric disorders and neurological diseases including depression, anxiety-related disorders and feeding disorders. A role for CRF has also been postulated in the etiology and pathophysiology of Alzheimer's disease, Parkinson's disease, Huntington's disease, progressive supranuclear palsy and amyotrophic lateral sclerosis as they relate to the dysfunction of CRF neurons in the central nervous system [for review see E.B. De Souza, *Hosp. Practice* 23:59 (1988)].

In affective disorder, or major depression, the concentration of CRF is significantly increased in the cerebrospinal fluid (CSF) of drug-free individuals [C.B. Nemeroff et al., *Science* 226:1342 (1984); C.M. Banki et al., *Am. J. Psychiatry* 144:873 (1987); R.D. France et al., *Biol. Psychiatry* 28:86 (1988); M. Arato et al., *Biol Psychiatry* 25:355 (1989)]. Furthermore, the density of CRF receptors is significantly decreased in the frontal cortex of suicide victims, consistent with a hypersecretion of CRF [C.B. Nemeroff et al., *Arch. Gen. Psychiatry* 45:577 (1988)]. In addition, there is a blunted adrenocorticotropin (ACTH) response to CRF (i.v. administered) observed in depressed patients [P.W. Gold et al., *Am J. Psychiatry* 141:619 (1984); F. Holsboer et al., *Psychoneuroendocrinology* 9:147 (1984); P.W. Gold et al., *New Eng. J. Med.* 314:1129 (1986)]. Preclinical studies in rats and non-human primates provide additional support for the hypothesis that hypersecretion of CRF may be involved in the symptoms seen in human depression [R.M. Sapolsky, *Arch. Gen. Psychiatry* 46:1047 (1989)]. There is preliminary evidence that tricyclic antidepressants can alter CRF levels and thus modulate the numbers of CRF receptors in brain [Grigoriadis et al., *Neuropsychopharmacology* 2:53 (1989)].

It has also been postulated that CRF has a role in the etiology of anxiety-related disorders. CRF produces anxiogenic effects in animals and interactions between

benzodiazepine / non-benzodiazepine anxiolytics and CRF have been demonstrated in a variety of behavioral anxiety models [D.R. Britton et al., *Life Sci.* 31:363 (1982); C.W. Berridge and A.J. Dunn *Regul. Peptides* 16:83 (1986)]. Preliminary
5 studies using the putative CRF receptor antagonist α -helical ovine CRF (9-41) in a variety of behavioral paradigms demonstrate that the antagonist produces "anxiolytic-like" effects that are qualitatively similar to the benzodiazepines [C.W. Berridge and A.J. Dunn *Horm. Behav.* 21:393 (1987),
10 *Brain Research Reviews* 15:71 (1990)].

Neurochemical, endocrine and receptor binding studies have all demonstrated interactions between CRF and benzodiazepine anxiolytics, providing further evidence for the involvement of CRF in these disorders. Chlordiazepoxide
15 attenuates the "anxiogenic" effects of CRF in both the conflict test [K.T. Britton et al., *Psychopharmacology* 86:170 (1985); K.T. Britton et al., *Psychopharmacology* 94:306 (1988)] and in the acoustic startle test [N.R. Swerdlow et al., *Psychopharmacology* 88:147 (1986)] in rats. The
20 benzodiazepine receptor antagonist (Ro15-1788), which was without behavioral activity alone in the operant conflict test, reversed the effects of CRF in a dose-dependent manner while the benzodiazepine inverse agonist (FG7142) enhanced the actions of CRF [K.T. Britton et al., *Psychopharmacology*
25 94:306 (1988)].

The mechanisms and sites of action through which the standard anxiolytics and antidepressants produce their therapeutic effects remain to be elucidated. It has been hypothesized however, that they are involved in the
30 suppression of the CRF hypersecretion that is observed in these disorders. Of particular interest is that preliminary studies examining the effects of a CRF receptor antagonist (α -helical CRF9-41) in a variety of behavioral paradigms have demonstrated that the CRF antagonist produces
35 "anxiolytic-like" effects qualitatively similar to the benzodiazepines [for review see G.F. Koob and K.T. Britton,

In: *Corticotropin-Releasing Factor: Basic and Clinical Studies of a Neuropeptide*, E.B. De Souza and C.B. Nemeroff eds., CRC Press p221 (1990)].

It has been further postulated that CRF has a role in
5 cardiovascular or heart-related diseases as well as
gastrointestinal disorders arising from stress such as
hypertension, tachycardia and congestive heart failure,
stroke, irritable bowel syndrome post-operative ileus and
colonic hypersensitivity associated with psychopathological
10 disturbance and stress [for reviews see E.D. DeSouza, C.B.
Nemeroff, Editors; *Corticotropin-Releasing Factor: Basic and
Clinical Studies of a Neuropeptide*, E.B. De Souza and C.B.
Nemeroff eds., CRC Press p221 (1990) and C. Maillot, M.
Million, J.Y. Wei, A. Gauthier, Y. Tache, *Gastroenterology*,
15 119, 1569-1579 (2000)].

Over-expression or under-expression of CRF has been
proposed as an underlying cause for several medical
disorders. Such treatable disorders include, for example and
without limitation: affective disorder, anxiety, depression,
20 headache, irritable bowel syndrome, post-traumatic stress
disorder, supranuclear palsy, immune suppression, Alzheimer's
disease, gastrointestinal diseases, anorexia nervosa or other
feeding disorder, drug addiction, drug or alcohol withdrawal
symptoms, inflammatory diseases, cardiovascular or heart-
25 related diseases, fertility problems, human immunodeficiency
virus infections, hemorrhagic stress, obesity, infertility,
head and spinal cord traumas, epilepsy, stroke, ulcers,
amyotrophic lateral sclerosis, hypoglycemia, hypertension,
tachycardia and congestive heart failure, stroke,
30 osteoporosis, premature birth, psychosocial dwarfism, stress-
induced fever, ulcer, diarrhea, post-operative ileus and
colonic hypersensitivity associated with psychopathological
disturbance and stress [for reviews see J.R. McCarthy, S.C.
Heinrichs and D.E. Grigoriadis, *Curr. Pharm. Res.*, 5, 289-315
35 (1999); P.J. Gilligan, D.W. Robertson and R. Zaczek, *J.
Medicinal Chem.*, 43, 1641-1660 (2000), G. P. Chrousos, *Int.
J. Obesity*, 24, Suppl. 2, S50-S55 (2000); E. Webster, D.J.

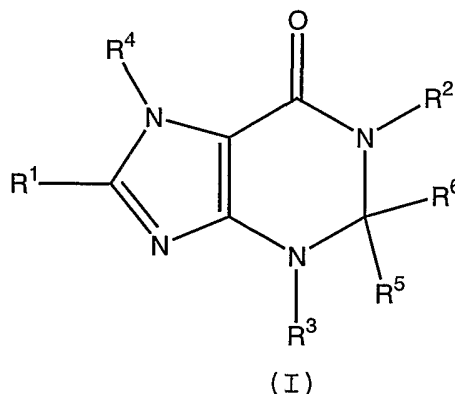
Torpy, I.J. Elenkov, G.P. Chrousos, Ann. N.Y. Acad. Sci., 840, 21-32 (1998); D.J. Newport and C.B. Nemeroff, Curr. Opin. Neurobiology, 10, 211-218 (2000); G. Mastorakos and I. Ilias, Ann. N.Y. Acad. Sci., 900, 95-106 (2000); M.J. Owens
5 and C.B. Nemeroff, Expert Opin. Invest. Drugs, 8, 1849-1858 (1999); G. F. Koob, Ann. N.Y. Acad. Sci., 909, 170-185 (2000)].

Further, studies have demonstrated that CRF-1 antagonists may be useful as hair growth stimulators. PCT
10 publication WO 02/19975 discloses cell culture assays for the use of CRF antagonists in stimulating KBM-2 cell production. Thus, CRF antagonists may be useful in treatment of hair loss.

The following publications each describe CRF antagonist
15 compounds; however, none disclose the compounds provided herein: WO95/10506; WO99/51608; WO97/35539; WO99/01439; WO97/44308; WO97/35846; WO98/03510; WO99/11643; PCT/US99/18707; WO99/01454; and, WO00/01675. Other bicyclic compounds have been reported in EP 856310; WO 96/1761; and
20 U.S. Pat. No. 6,004,966.

Summary of the Invention

The present invention provides classes of novel
25 compounds which can function as CRF receptor ligands, including CRF antagonists. These compounds can be represented by Formula (I):



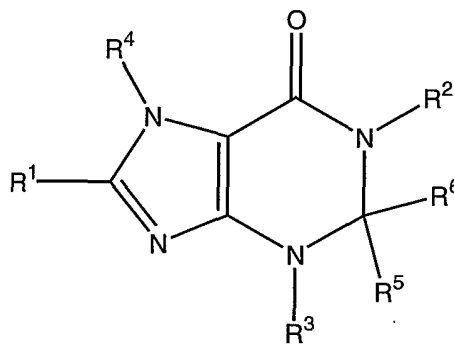
30 or a pharmaceutically acceptable salt form thereof, wherein R¹, R², R³, R⁴, R⁵, R⁶ are defined hereinbelow.

Also provided are pharmaceutical compositions comprising a compound of Formula (I) and a pharmaceutically acceptable carrier.

The present invention further provides methods of treating a mammal having a disorder characterized by hypersecretion or overexpression of corticotropin releasing factor comprising administering to the mammal a therapeutically effective amount of a compound of Formula (I). Some treatable disorders include affective disorder, anxiety, or depression.

Detailed Description of the Invention

The present invention provides, *inter alia*, compounds having Formula (I):



(I)

or pharmaceutically acceptable salt forms thereof, wherein:

R^1 is H, C₁-C₄ alkyl substituted with 0-3 X¹, C₃-C₈ cycloalkyl substituted with 0-3 X¹, C₂-C₄ alkenyl substituted with 0-3 X¹, or C₂-C₄ alkynyl substituted with 0-3 X¹;

each X¹ is, independently at each occurrence, CN, hydroxy, halo, or C₁-C₄ alkoxy;

alternatively, R^1 is CN, C₁-C₄ haloalkyl, C₁-C₆ alkyl-NR^{1a}R^{1b}, NR^{1a}C(O)R^{1b}, C(O)NR^{1a}R^{1b}, OR^{1a}, S(O)_nR^{1a}, or OC(O)R^{1a};

each R^{1a} and R^{1b} is, independently, H, C₁-C₄ alkyl substituted with 0-3 X^2 , or C₃-C₆ cycloalkyl substituted with 0-3 X^2 ;

5

each X^2 is, independently, at each occurrence, CN, hydroxy, halo, or C₁-C₄ alkoxy;

n is 0, 1 or 2;

10

R^2 is H, C₁-C₆ alkyl substituted with 0 to 4 X^3 , C₃-C₇ cycloalkyl substituted with 0 to 4 X^3 , C₃-C₆-cycloalkyl-C₁-C₆ alkyl substituted with 0 to 4 X^3 , C₃-C₆-alkenyl substituted with 0 to 4 X^3 , C₃-C₆-alkynyl substituted with 0 to 4 X^3 , aryl substituted with 0 to 4 X^3 , heteroaryl substituted with 0 to 4 X^3 , or C₅-C₈ cycloalkenyl substituted with 0 to 4 X^3 ;

15

each X^3 is, independently at each occurrence, halogen, OH, C₂-C₄ alkenyl, C₂-C₄ alkynyl, C₂-C₄ cycloalkyl, C₁-C₄ haloalkyl, CO₂R⁷, OC(O)R⁷, COR⁷, OC(O)OR⁷, CO₂H, OR⁷, NR⁸R⁹, NR⁷COR⁹, NHR⁷SO₂R⁹, OC(O)NR⁷R⁸, N(COR⁷)₂, NR⁷CONR⁸R⁹, NR⁷CO₂R⁹, CONR⁷R⁹, S(O)_nR⁷, SO₂NR⁷R⁹, SH, CN, aryl, heteroaryl, or heterocyclyl;

25

R^3 is aryl substituted with 0-5 X^{Ar} or heteroaryl substituted with 0-4 X^{hAr} ;

each X^{Ar} is, independently at each occurrence, phenyl, C₁-C₆ alkyl, C₃-C₆ cycloalkyl, methylenedioxy, C₁-C₄ alkoxy-C₁-C₄ alkoxy, OR¹⁵, Br, Cl, F, I, C₁-C₄ haloalkyl, CN, NO₂, SH, S(O)_nR¹⁶, COR¹⁵, CO₂R¹⁵, OC(O)R¹⁶, NR²⁰COR¹⁵, N(COR¹⁵)₂, NR²⁰CONR¹⁵R¹⁷, NR²⁰CO₂R¹⁶, NR¹⁵R¹⁷, or CONR¹⁵R¹⁷;

30

each X^{har} is, independently at each occurrence, C₁-C₆ alkyl, C₃-C₆ cycloalkyl, Br, Cl, F, I, C₁-C₄ haloalkyl, CN, nitro, OR¹⁵, SH, S(O)_nR¹⁶, COR¹⁵, CO₂R¹⁵, OC(O)R¹⁶,
 5 NR²⁰COR¹⁵, N(COR¹⁵)₂, NR²⁰CONR¹⁵R¹⁷, NR²⁰CO₂R¹⁶, NR¹⁵R¹⁷, CONR¹⁵R¹⁷, R²⁰, CO₂R²¹, COR²¹, or SO₂R²¹;

R⁴ is C₁-C₁₀ alkyl substituted with 0-1 X⁴ or 0-3 X⁵, C₂-C₁₀ alkenyl substituted with 0-1 X⁴ or 0-3 X⁵, C₂-C₁₀ alkynyl substituted with 0-1 X⁴ or 0-3 X⁵, C₃-C₈ cycloalkyl substituted with 0-1 X⁴ or 0-3 X⁵, C₃-C₆ cycloalkyl-C₁-6 alkyl substituted with 0-1 X⁴ or 0-3 X⁵, C₁-C₄ alkoxy-C₁-4 alkyl substituted with 0-1 X⁴ or 0-3 X⁵, aryl substituted with 0-1 X⁴ or 0-3 X⁵,
 10 heteroaryl substituted with 0-1 X⁴ or 0-3 X⁵, heterocyclyl substituted with 0-1 X⁴ or 0-3 X⁵, or aryl-C₁-C₄ alkyl substituted with 0-1 X⁴ or 0-3 X⁵;

each X⁴ is, independently at each occurrence, CN, S(O)_nR¹¹, COR¹², CO₂R¹², NR¹³COR¹², N(COR¹²)₂, NR¹³CONR¹²R¹⁴, NR¹³CO₂R¹¹, CONR¹²R¹⁴, 1-naphthalenyl, 1-morpholinyl, 1-piperidinyl, 1-piperazinyl, or C₃-8 cycloalkyl, wherein 0-1 carbon atoms in said C₃-8 cycloalkyl is replaced by a group selected from the
 25 group consisting of -S(O)_n-, -NR¹²-, -NCO₂R¹¹-, -NCOR¹¹- and -NSO₂R¹¹-, and wherein N⁴ in 1-piperazinyl is substituted with 0-1 substituents selected from the group consisting of R¹², CO₂R¹¹, COR¹¹ and SO₂R¹¹;

30 each X⁵ is, independently at each occurrence, aryl, heteroaryl, heterocyclyl, C₁-C₆ alkyl, C₂-C₈ alkenyl,

C₂-C₈ alkynyl, Br, Cl, F, I, C₁-C₄ haloalkyl, OR¹²,
NR¹²R¹⁴, C₁-C₄ alkoxy-C₁-C₄ alkyl substituted with 0-
1 R¹⁰, or C₃-C₈ cycloalkyl optionally substituted with
0-1 R¹⁰, and wherein 0-1 carbon atoms in said C₃-C₈
5 cycloalkyl is replaced by -O-;

each R⁵ and R⁶ is, independently, H, C₁-C₄ alkyl, C₃-C₄
alkenyl, or C₃-C₄ alkynyl;

10 each R⁷ is, independently at each occurrence, H, C₁-C₄ alkyl
substituted with 0-2 X⁶, C₃-C₆ cycloalkyl substituted
with 0-2 X⁶, C₃-C₄ alkenyl substituted with 0-2 X⁶, C₃-C₄
alkynyl substituted with 0-2 X⁶, C₁-C₄ haloalkyl
substituted
15 0-2 X⁶, C₁-C₄ alkyloxy-C₁-C₄ alkyl substituted with 0-2
X⁶, or C₃-C₆ cycloalkyl-C₁-C₄ alkyl substituted with 0-2
X⁶, wherein one carbon atom in any cycloalkyl ring is
optionally replaced with O, S or NR⁸;

20 each X⁶ is, independently at each occurrence, OH, C₁-C₄
alkoxy, or halogen;

R⁸ is H, C₁-C₄ alkyl, C₃-C₆ cycloalkyl, C₃-C₆ cycloalkyl-C₁-
C₄ alkyl, or C₁-C₄ haloalkyl;

25

R⁹ is H, C₁-C₄ alkyl substituted with 0-2 X⁷, C₃-C₆
cycloalkyl substituted with 0-2 X⁷, C₃-C₄ alkenyl
substituted with 0-2 X⁷, C₃-C₄ alkynyl substituted with
0-2 X⁷, C₁-C₄ haloalkyl substituted with 0-2 X⁷, aryl
30 substituted with 0-2 X⁷, C₁-C₄ alkyloxy-C₁-C₄ alkyl
substituted with 0-2 X⁷, or C₃-C₆ cycloalkyl-C₁-C₄ alkyl
substituted with 0-2 X⁷, wherein one carbon in any
cycloalkyl ring is optionally replaced with O, S or NR⁸;

each X⁷ is, independently at each occurrence, C₁-C₄ alkoxy or halogen;

5 R¹⁰ is H, C₁-C₄ alkyl, C₃-C₆ cycloalkyl-C₁-C₄ alkyl, or C₃-C₈ cycloalkyl;

R¹¹ is C₁-C₄ alkyl, C₁-C₄ haloalkyl, C₁-C₄ alkoxy-C₁-C₄ alkyl, C₃-C₆ cycloalkyl, or C₃-C₆ cycloalkyl-C₁-6
10 alkyl;

R¹² is H, benzyl, aryl, C₁-C₄ alkyl, C₁-C₄ haloalkyl, C₁-C₄ alkoxy-C₁-C₄ alkyl, C₃-C₆ cycloalkyl, or C₃-C₆ cycloalkyl-C₁-6 alkyl;

15

R¹³ is H, C₁-C₄ alkyl, C₃-C₇ cycloalkyl, or C₃-C₆ cycloalkyl-C₁-C₆ alkyl;

R¹⁴ is H, C₁-C₄ alkyl, C₁-C₄ haloalkyl, C₁-C₄ alkoxy-C₁-C₄ alkyl, C₃-C₆ cycloalkyl, or C₃-C₆ cycloalkyl-C₁-C₆ alkyl;

20

R¹⁵ is H, C₁-6 alkyl, C₃-10 cycloalkyl, C₃-6 cycloalkyl-C₁-6 alkyl, C₁-2 alkoxy-C₁-4 alkyl, C₁-4 haloalkyl, R¹⁸S(O)_n-C₁-4 alkyl, or R¹¹R¹²N-C₂-4 alkyl;

25

each R¹⁶ and R¹⁷ is, independently at each occurrence, H, C₁-6 alkyl, C₃-10 cycloalkyl, C₃-6 cycloalkyl-C₁-6 alkyl, C₁-2 alkoxy-C₁-2 alkyl, or C₁-4 haloalkyl;

30

alternatively, in an NR¹⁵R¹⁷ moiety, R¹⁵ and R¹⁷ are taken together with the nitrogen atom to which they are both attached to form 1-pyrrolidinyl, 1-morpholinyl,

1-piperidinyl, or 1-piperazinyl, wherein N⁴ in 1-piperazinyl is substituted with 0-1 substituents selected from the group consisting of R¹⁹, CO₂R¹⁸, COR¹⁸ and SO₂R¹⁸;

5

R¹⁸ is C₁₋₄ alkyl, C₁₋₄ haloalkyl, C₁₋₄ alkoxy-C₁₋₄ alkyl, C₃₋₆ cycloalkyl, C₃₋₆ cycloalkyl-C₁₋₆ alkyl, aryl, aryl-C₁₋₄ alkyl, heteroaryl, or heteroaryl-C₁₋₄ alkyl, wherein said aryl-C₁₋₄ alkyl is substituted with 0-1 substituents selected from the group consisting of C₁₋₄ alkyl, Br, Cl, F, I, C₁₋₄ haloalkyl, nitro, C₁₋₄ alkoxy C₁₋₄ haloalkoxy, and dimethylamino;

10

15 R¹⁹ is H, C₁₋₄ alkyl, C₁₋₄ haloalkyl, C₁₋₄ alkoxy-C₁₋₄ alkyl, C₃₋₆ cycloalkyl, C₃₋₆ cycloalkyl-C₁₋₆ alkyl, aryl, aryl-C₁₋₄ alkyl, heteroaryl, or heteroaryl-C₁₋₄ alkyl;

20

R²⁰ is H, C₁₋₄ alkyl, C₃₋₇ cycloalkyl, C₃₋₆ cycloalkyl-C₁₋₆ alkyl, aryl substituted with 0-3 X⁸, or aryl-C₁₋₄ alkyl substituted with 0-3 X⁸;

25 each X⁸ is, independently at each occurrence, C₁₋₄ alkyl, Br, Cl, F, I, C₁₋₄ haloalkyl, nitro, C₁₋₄ alkoxy, C₁₋₄ haloalkoxy, or dimethylamino;

R²¹ is C₁₋₄ alkyl, C₁₋₄ haloalkyl, C₁₋₄ alkoxy-C₁₋₄ alkyl, C₃₋₆ cycloalkyl, C₃₋₆ cycloalkyl-C₁₋₆ alkyl, or aryl-C₁₋₄ alkyl, wherein said aryl-C₁₋₄ alkyl is substituted with 0-1 X⁹; and

30

each X^o is, independently at each occurrence, C₁₋₄ alkyl, Br, Cl, F, I, C₁₋₄ haloalkyl, nitro, C₁₋₄ alkoxy, C₁₋₄ haloalkoxy, or dimethylamino.

5 According to some embodiments, R¹ can be C₁₋₄ alkyl, C₃₋₈ cycloalkyl, C₂₋₄ alkenyl, or C₂₋₄ alkynyl, while in other embodiments R¹ can be OR^{1a} and R^{1a} can be C₁₋₄ alkyl.

Some further first embodiments include compounds of Formula (I) where R² is C₁₋₆ alkyl or C₃₋₇ cycloalkyl.

10 Additionally, in some embodiments, R³ is phenyl, naphthyl, indanyl, or indenyl, each of which can substituted with 0-5 X^{Ar}. In other embodiments, R³ is pyridyl, pyrimidinyl, triazinyl, furanyl, quinolinyl, isoquinolinyl, thienyl, imidazolyl, thiazolyl, indolyl, pyrrolyl, oxazolyl, benzofuranyl, benzothienyl, benzothiazolyl, benzoxazolyl, isoxazolyl, triazolyl, tetrazolyl, indazolyl, 2,3-dihydrobenzofuranyl, 2,3-dihydrobenzothienyl, 2,3-dihydrobenzothienyl-S-oxide, 2,3-dihydrobenzothienyl-S-dioxide, indolinyl, benzoxazolin-2-on-yl, benzodioxolanyl, or benzodioxane, each of which can be substituted with 0-4 X^{hAr}. In further

20 embodiments, R³ is phenyl substituted with 0-5 X^{Ar} or pyridyl substituted with 0-4 X^{hAr}. In some compounds of the Formula (I), R⁴ is C₁₋₁₀ alkyl, C₃₋₈ cycloalkyl, or benzyl.

25 Additionally, each R⁵ and R⁶ can be, independently, H or C₁₋₄ alkyl.

In further embodiments, the present invention provides compounds of Formula (I) or pharmaceutically acceptable salt forms thereof, wherein:

30

R¹ is C₁₋₄ alkyl substituted with 0-3 X¹, C₃₋₈ cycloalkyl substituted with 0-3 X¹, C₂₋₄ alkenyl substituted

with 0-3 X^1 , C₂-C₄ alkynyl substituted with 0-3 X^1 ,
C₁-C₄ haloalkyl, CN, OR^{1a}, or S(O)_nR^{1a};

5 R² is C₁-C₆ alkyl substituted with 0 to 4 X^3 , C₃-C₇
cycloalkyl substituted with 0 to 4 X^3 , C₃-C₆-alkenyl
substituted with 0 to 4 X^3 , or C₃-C₆-alkynyl substituted
with 0 to 4 X^3 ;

10 each X^3 is, independently at each occurrence, halogen, OH,
C₂-C₄ alkenyl, C₂-C₄ alkynyl, C₂-C₄ cycloalkyl, C₁-C₄
haloalkyl, CO₂R⁷, OC(O)R⁷, COR⁷, OC(O)OR⁷, CO₂H, OR⁷,
NR⁸R⁹, NR⁷COR⁹, NHR⁷SO₂R⁹, OC(O)NR⁷R⁸, N(COR⁷)₂,
NR⁷CONR⁸R⁹, NR⁷CO₂R⁹, CONR⁷R⁹, S(O)_nR⁷, SO₂NR⁷R⁹, SH, or
CN;

15

R³ is phenyl substituted with 0-5 X^{Ar} or pyridyl
substituted with 0-4 X^{Ar} ;

20 R⁴ is C₁-C₁₀ alkyl substituted with 0-1 X^4 or 0-3 X^5 , C₂-C₁₀
alkenyl substituted with 0-1 X^4 or 0-3 X^5 ; C₂-C₁₀
alkynyl substituted with 0-1 X^4 or 0-3 X^5 ; C₃-C₈
cycloalkyl substituted with 0-1 X^4 or 0-3 X^5 , or aryl-
C₁-C₄ alkyl substituted with 0-1 X^4 or 0-3 X^5 ;

25 each X^4 is, independently at each occurrence, CN,
S(O)_nR¹¹, CO₂R¹², or 1-naphthalenyl;

each X^5 is, independently at each occurrence, aryl, C₁-C₆
alkyl, C₂-C₈ alkenyl, C₁-C₄ haloalkyl, OR¹², NR¹²R¹⁴,
30 C₁-C₄ alkoxy-C₁-C₄ alkyl substituted with 0-1 R¹⁰, or
C₃-C₈ cycloalkyl optionally substituted with 0-1 R¹⁰,
and wherein 0-1 carbon atoms in said C₃-C₈ cycloalkyl
is replaced by -O-; and

each R^5 and R^6 is, independently, H or C₁-C₄ alkyl. Remaining substituents are defined as provided hereinabove.

5

In other embodiments, the present invention further provides compounds of Formula (I) or pharmaceutically acceptable salt forms thereof, wherein:

R^1 is C₁-C₄ alkyl, CN, C₁-C₄ haloalkyl, or OR^{1a};

10

R^{1a} is C₁-C₄ alkyl substituted with 0-3 halo;

R^2 is C₁-C₆ alkyl substituted with 0 to 4 X^3 or C₃-C₇ cycloalkyl substituted with 0 to 4 X^3 ;

15

R^3 is phenyl substituted with 0-5 X^{Ar} or pyridyl substituted with 0-4 X^{hAr} ;

R^4 is C₁-C₁₀ alkyl substituted with 0-1 X^4 or 0-3 X^5 , C₂-C₁₀ alkenyl substituted with 0-1 X^4 or 0-3 X^5 ; C₂-C₁₀ alkynyl substituted with 0-1 X^4 or 0-3 X^5 ; C₃-C₈ cycloalkyl substituted with 0-1 X^4 or 0-3 X^5 , or aryl-C₁-C₄ alkyl substituted with 0-1 X^4 or 0-3 X^5 ; and

25 each R^5 and R^6 is, independently, H or C₁-C₄ alkyl. Remaining variables can be defined as provided hereinabove.

30 According to some of such embodiments, R^3 can be phenyl substituted with 0-3 X^{Ar} or pyridyl substituted with 0-2 X^{hAr} . Further, according to such embodiments, X^{Ar} can be selected from phenyl, C₁-C₆ alkyl (such as, e.g., methyl, ethyl, or propyl), OR¹⁵ (such as, e.g., methoxy, ethoxy, or OCF₃), Br, Cl, F, I, or C₁-C₄ haloalkyl (such

as, e.g., CF₃). In still other of such embodiments, X^{hAr} can be selected from C₁-C₆ alkyl (such as, e.g., methyl, ethyl, or propyl), C₃-C₆ cycloalkyl (such as, e.g., cyclopropyl, cyclobutyl, or cyclopentyl), Br, Cl, F, I, 5 C₁-C₄ haloalkyl (such as, e.g., CF₃), CN, or OR¹⁵ (such as, e.g., methoxy, ethoxy, or OCF₃). In still further of such embodiments, R⁴ is substituted by 0-1 X⁴ and X⁴ is 1-naphthalenyl.

10 The present invention further provides for compounds of of Formula (I) or pharmaceutically acceptable salt forms thereof, wherein:

R¹ is methyl, ethyl, methoxy, ethoxy, CF₃, or CN;

15

R² is methyl, ethyl, propyl, butyl, pentyl, cyclopropyl, cyclobutyl, cyclopentyl, cyclohexyl, or cycloheptyl;

R³ is phenyl substituted with 0-4 X^{Ar} or pyridyl 20 substituted with 0-3 X^{hAr};

each X^{Ar} is, independently at each occurrence, methyl, ethyl, propyl, butyl, methoxy, ethoxy, CF₃, OCF₃, CN, Br, Cl, F, or I;

25

each X^{hAr} is, independently at each occurrence, methyl, ethyl, propyl, butyl, methoxy, ethoxy, CF₃, OCF₃, CN, Br, Cl, F, or I;

30 R⁴ is methyl, ethyl, propyl, butyl, pentyl, hexyl, heptyl, cyclopropyl, cyclobutyl, cyclopentyl, cyclohexyl, cycloheptyl, ethenyl, propenyl, butenyl, or benzyl, wherein R⁴ is optionally substituted with one 1-naphthalenyl group;

35

alternatively, R⁴ is substituted with 0-3 substituents independently selected from phenyl, methyl, ethyl, propyl, butyl, pentyl, hexyl, cyclopropyl, cyclobutyl, cyclopentyl, cyclohexyl, cycloheptyl, CF³, OCF³, ethenyl, propenyl, methoxy, ethoxy, propoxy, butoxy, benzyloxy; and

each R⁵ and R⁶ is, independently, H, methyl, or ethyl.

In some of such embodiments, R¹ can be ethyl or methoxy, and in further of such embodiments, R² can be methyl.

The present invention further provides the following compounds:

3-(2,4-dichlorophenyl)-8-ethyl-1-methyl-7-(3-pentyl)-1,2,3,7-tetrahydro-6H-purin-6-one;

3-(2,4-dichlorophenyl)-8-ethyl-7-(4-heptyl)-1-methyl-1,2,3,7-tetrahydro-6H-purin-6-one;

3-(2,4-dichlorophenyl)-1,2-dimethyl-8-ethyl-7-(3-pentyl)-1,2,3,7-tetrahydro-6H-purin-6-one;

3-(2,4-dichlorophenyl)-2,8-diethyl-1-methyl-7-(3-pentyl)-1,2,3,7-tetrahydro-6H-purin-6-one;

3-(2,4-dichlorophenyl)-1,2-dimethyl-8-ethyl-7-(4-heptyl)-1,2,3,7-tetrahydro-6H-purin-6-one;

3-(2,4-dichlorophenyl)-2,8-diethyl-7-(4-heptyl)-1-methyl-1,2,3,7-tetrahydro-6H-purin-6-one;

7-[benzyloxymethyl]-3-(2,4-dichlorophenyl)-8-ethyl-1-methyl-1,2,3,7-tetrahydro-6H-purin-6-one;

3-(2,4-dichlorophenyl)-8-ethyl-7-[1-(methoxymethyl)butyl]-1-methyl-1,2,3,7-tetrahydro-6H-purin-6-one;

3-(2,4-dichlorophenyl)-8-ethyl-1-methyl-7-[1-(2-propenyl)-3-butenyl]-1,2,3,7-tetrahydro-6H-purin-6-one;

3-(2,4-dichlorophenyl)-1-methyl-7-(3-pentyl)-1,2,3,7-tetrahydro-6H-purin-6-one;

- 3-(2,4-dichlorophenyl)-7-(4-heptyl)-1-methyl-1,2,3,7-tetrahydro-6H-purin-6-one;
- 5 3-(2,4-dichlorophenyl)-8-ethyl-7-[(4-methoxyphenyl)methyl]-1-methyl-1,2,3,7-tetrahydro-6H-purin-6-one;
- 10 3-(2,4-dichlorophenyl)-7-dicyclopropylmethyl-8-ethyl-1-methyl-1,2,3,7-tetrahydro-6H-purin-6-one;
- 3-(2,4-dichlorophenyl)-8-ethyl-1-methyl-7-(2-pentyl)-1,2,3,7-tetrahydro-6H-purin-6-one;
- 15 3-(2,4-dichlorophenyl)-8-ethyl-1-methyl-7-[(2-methylphenyl)methyl]-1,2,3,7-tetrahydro-6H-purin-6-one;
- 3-(2,4-dichlorophenyl)-8-ethyl-1-methyl-7-(1-naphthalenylmethyl)-1,2,3,7-tetrahydro-6H-purin-6-one;
- 20 3-(2,4-dichlorophenyl)-8-ethyl-7-[3-methoxy-1-(2-methoxyethyl)propyl]-1-methyl-1,2,3,7-tetrahydro-6H-purin-6-one;
- 25 7-(1-cyclopropylethyl)-3-(2,4-dichlorophenyl)-8-ethyl-1-methyl-1,2,3,7-tetrahydro-6H-purin-6-one;
- 7-(1-cyclopropylpropyl)-3-(2,4-dichlorophenyl)-8-ethyl-1-methyl-1,2,3,7-tetrahydro-6H-purin-6-one;
- 30 7-(1-cyclopropylbutyl)-3-(2,4-dichlorophenyl)-8-ethyl-1-methyl-1,2,3,7-tetrahydro-6H-purin-6-one;
- 7-([1,1'-biphenyl]-4-ylmethyl)-3-(2,4-dichlorophenyl)-8-ethyl-1-methyl-1,2,3,7-tetrahydro-6H-purin-6-one;
- 35 3-(2,4-dichlorophenyl)-8-ethyl-7-(3-heptyl)-1-methyl-1,2,3,7-tetrahydro-6H-purin-6-one;
- 40 3-(2-chloro-4-methoxyphenyl)-8-ethyl-1-methyl-7-(3-pentyl)-1,2,3,7-tetrahydro-6H-purin-6-one;
- 3-(2-chloro-4-methoxyphenyl)-8-ethyl-7-(4-heptyl)-1-methyl-1,2,3,7-tetrahydro-6H-purin-6-one;
- 45 3-(2-chloro-4-methoxyphenyl)-8-ethyl-1-methyl-7-(2-pentyl)-1,2,3,7-tetrahydro-6H-purin-6-one;
- 3-(2-chloro-4-methoxyphenyl)-8-ethyl-7-[1-(methoxymethyl)butyl]-1-methyl-1,2,3,7-tetrahydro-6H-purin-6-one;
- 50

3-(2-chloro-4-methoxyphenyl)-7-(1-cyclopropylpropyl)-8-ethyl-1-methyl-1,2,3,7-tetrahydro-6H-purin-6-one;

7-([1,1'-biphenyl]-4-ylmethyl)-3-(2-chloro-4-methoxyphenyl)-8-ethyl-1-methyl-1,2,3,7-tetrahydro-6H-purin-6-one;

3-(2-chloro-4-methoxyphenyl)-8-ethyl-1-methyl-7-[(2-methylphenyl)methyl]-1,2,3,7-tetrahydro-6H-purin-6-one;

3-(2-chloro-4-methoxyphenyl)-7-(1-cyclopropylbutyl)-8-ethyl-1-methyl-1,2,3,7-tetrahydro-6H-purin-6-one;

3-(2-chloro-4-methoxyphenyl)-7-(1-cyclobutylethyl)-8-ethyl-1-methyl-1,2,3,7-tetrahydro-6H-purin-6-one;

3-[2-chloro-4-isopropylphenyl]-8-ethyl-7-(4-heptyl)-1-methyl-1,2,3,7-tetrahydro-6H-purin-6-one;

3-[2-chloro-4-isopropylphenyl]-8-ethyl-7-(1-ethyl-2-methylpropyl)-1-methyl-1,2,3,7-tetrahydro-6H-purin-6-one;

8-ethyl-7-(4-heptyl)-1-methyl-3-(2,4,6-trimethylphenyl)-1,2,3,7-tetrahydro-6H-purin-6-one;

8-ethyl-7-(1-ethyl-2-methylpropyl)-1-methyl-3-(2,4,6-trimethylphenyl)-1,2,3,7-tetrahydro-6H-purin-6-one; and

8-ethyl-7-(4-heptyl)-3-(4-methoxy-2-methylpyrid-3-yl)-1-methyl-1,2,3,7-tetrahydro-6H-purin-6-one.

3-(2-chloro-4-methoxyphenyl)-8-ethyl-7-(3-heptyl)-1-methyl-1,2,3,7-tetrahydro-6H-purin-6-one;

3-[2-chloro-4-isopropylphenyl]-8-ethyl-7-(3-heptyl)-1-methyl-1,2,3,7-tetrahydro-6H-purin-6-one;

8-ethyl-7-(3-heptyl)-3-(4-methoxy-2-methylpyrid-3-yl)-1-methyl-1,2,3,7-tetrahydro-6H-purin-6-one;

8-ethyl-7-(3-heptyl)-1-methyl-3-(2,4,6-trimethylphenyl)-1,2,3,7-tetrahydro-6H-purin-6-one;

3-(2-chloro-5-fluoro-4-methoxyphenyl)-8-ethyl-7-(4-heptyl)-1-methyl-1,2,3,7-tetrahydro-6H-purin-6-one;

3-(2-chloro-5-fluoro-4-methoxyphenyl)-8-ethyl-7-(3-heptyl)-1-methyl-1,2,3,7-tetrahydro-6H-purin-6-one;

8-ethyl-3-(5-fluoro-4-methoxy-2-methylphenyl)-7-(4-heptyl)-1-methyl-1,2,3,7-tetrahydro-6H-purin-6-one;

8-ethyl-3-(5-fluoro-4-methoxy-2-methylphenyl)-7-(3-heptyl)-1-methyl-1,2,3,7-tetrahydro-6H-purin-6-one;

3-(2-chloro-4,5-dimethoxyphenyl)-8-ethyl-7-(4-heptyl)-1-methyl-1,2,3,7-tetrahydro-6H-purin-6-one;

3-(2-chloro-4,5-dimethoxyphenyl)-8-ethyl-7-(3-heptyl)-1-methyl-1,2,3,7-tetrahydro-6H-purin-6-one;

3-(2,4-dimethylphenyl)-8-ethyl-7-(4-heptyl)-1-methyl-1,2,3,7-tetrahydro-6H-purin-6-one;

3-(2,4-dimethoxyphenyl)-8-ethyl-7-(4-heptyl)-1-methyl-1,2,3,7-tetrahydro-6H-purin-6-one; and

3-(2,4-dimethylpyrid-3-yl)-8-ethyl-7-(4-heptyl)-1-methyl-1,2,3,7-tetrahydro-6H-purin-6-one.

Many compounds of this invention have one or more asymmetric centers or planes. Unless otherwise indicated, all chiral (enantiomeric and diastereomeric) and racemic forms are included in the present invention. Many geometric isomers of olefins, C=N double bonds, and the like can also be present in the compounds, and all such stable isomers are contemplated in the present invention. The compounds can be isolated in optically active or racemic forms. It is well known in the art how to prepare optically active forms, such as by resolution of racemic forms or by synthesis from optically active starting materials. All chiral, (enantiomeric and diastereomeric) and racemic forms and all geometric isomeric forms of a structure are intended, unless the specific stereochemistry or isomer form is specifically indicated.

The term "alkyl" as used herein is meant to refer to a saturated hydrocarbon group (designated by the formula C_nH_{2n+1}) which is straight-chained, branched or cyclized ("cycloalkyl"). Alkyl groups can be unsubstituted or substituted so that one or more of its hydrogens are replaced by another chemical group. Example alkyl groups include methyl (Me), ethyl (Et), propyl (e.g., n-propyl and isopropyl), butyl (e.g., n-butyl, isobutyl, t-butyl), pentyl

(n-pentyl, isopentyl, neopentyl), cyclopentyl, cyclohexyl, norbornyl, and the like. "Alkenyl" refers to hydrocarbon chains of either a straight-chained or branched configuration having one or more unsaturated carbon-carbon bonds. Example
5 alkenyl groups include ethenyl, propenyl, cyclohexenyl, and the like. "Alkynyl" refers to hydrocarbon chains of either a straight-chained or branched configuration having one or more triple carbon-carbon bonds. Example alkynyl groups include ethynyl, propynyl, and the like. "Haloalkyl" refers to
10 branched and straight-chained alkyl groups having one or more halogen substituents. Example haloalkyl groups include CF_3 , C_2F_5 , CHF_2 , CH_2F , CCl_3 , $CHCl_2$, CH_2Cl , and the like. The term "alkoxy" refers to an -O-alkyl group. Example alkoxy groups include, methoxy, ethoxy, t-butoxy, and the like. The term
15 "cycloalkyl" refers to cyclized alkyl groups, including mono-, bi- or poly-cyclic ring systems. Example cycloalkyl groups include cyclopropyl, cyclobutyl, cyclopentyl, cyclohexyl, and so forth. "Halo" or "halogen" includes fluoro, chloro, bromo, and iodo.

20 "Aryl" groups refer to monocyclic or polycyclic aromatic hydrocarbons, including, for example, phenyl, naphthyl, anthracenyl, phenanthrenyl, indanyl, indenyl, and the like. Aryl moieties are well known and described, for example, in *Hawley's Condensed Chemical Dictionary* (13 ed.), R.J. Lewis, ed., J. Wiley & Sons, Inc., New York (1997). Aryl groups can
25 be substituted or unsubstituted.

"Heteroaryl" groups are monocyclic and polycyclic aromatic hydrocarbons that include at least one heteroatom ring member, such as sulfur, oxygen, or nitrogen. Heteroaryl
30 groups include, without limitation, pyridyl, pyrimidinyl, pyrazinyl, pyridazinyl, triazinyl, furyl, quinolyl, isoquinolyl, thienyl, imidazolyl, thiazolyl, indolyl, pyrrolyl, oxazolyl, benzofuryl, benzothienyl, benzthiazolyl, isoxazolyl, pyrazolyl, triazolyl, tetrazolyl, indazolyl,
35 1,2,4-thiadiazolyl, isothiazolyl, benzothienyl, purinyl, carbazolyl, benzimidazolyl, 2,3-dihydrobenzofuranyl,

2,3-dihydrobenzothienyl, 2,3-dihydrobenzothienyl-S-oxide, 2,3-dihydrobenzothienyl-S-dioxide, benzoxazolin-2-on-yl, indolinyl, benzodioxolanyl, benzodioxane, and the like. Heteroaryl groups can be substituted or unsubstituted.

5 "Heterocyclyl" groups are saturated or partially saturated heteroaryl groups. Heterocyclyl groups can be substituted or unsubstituted. Examples of heterocyclyl groups include morpholino, thiomorpholino, piperazinyl, tetrahydrofuranyl, tetrahydrothienyl, piperidinyl, 10 pyrrolidinyl, isoxazolidinyl, isothiazolidinyl, pyrazolidinyl, oxazolidinyl, thiazolidinyl, imidazolidinyl, and the like. Some example heteroaryl substituents can include C₁-C₆ alkyl, C₃-C₆ cycloalkyl, C₂-C₆ alkenyl, C₂-C₆ alkynyl, halogen, C₁-C₄ haloalkyl, CN, OR₇, SH, NO₂, OCF₃, 15 S(O)_nR⁷, COR⁷, CO₂R⁷, OC(O)R⁷, NR⁷COR⁸, N(COR⁷)₂, NR⁷CONR⁷R⁸, NR⁷CO₂R⁸, NR⁷R⁸, or CONR⁷R⁸.

"Substituted" means that one or more hydrogen on the designated atom is replaced with a selection from the indicated group, provided that the designated atom's normal 20 valency is not exceeded, and that the substitution results in a stable compound.

"Unsubstituted" atoms bear all of the hydrogen atoms dictated by their valency. Combinations of substituents and/or variables are permissible only if such combinations 25 result in stable compounds; by "stable compound" or "stable structure" is meant a compound that is sufficiently robust to survive isolation to a useful degree of purity from a reaction mixture, and formulation into an efficacious therapeutic agent.

30 Substituent groupings, e.g., C₁₋₄ alkyl, are known, and are hereby stated, to include each of their individual substituent members, e.g., C₁ alkyl, C₂ alkyl, C₃ alkyl and C₄ alkyl.

"Pharmaceutically acceptable salts" refer to derivatives 35 of the disclosed compounds wherein the parent compound is modified by making acid or base salts thereof. Examples of pharmaceutically acceptable salts include, but are not

limited to, mineral or organic acid salts of basic residues such as amines, or alkali or organic salts of acidic residues such as carboxylic acids. Pharmaceutically acceptable salts include the conventional non-toxic salts or the quaternary ammonium salts of the parent compound formed, for example, from non-toxic inorganic or organic acids. Pharmaceutically acceptable salts are those forms of compounds, suitable for use in contact with the tissues of human beings and animals without excessive toxicity, irritation, allergic response, or other problem or complication, commensurate with a reasonable benefit/risk ratio.

Pharmaceutically acceptable salt forms of compounds provided herein can be synthesized from the parent compound which contains a basic or acidic moiety by conventional chemical methods. Generally, such salts are, for example, prepared by reacting the free acid or base forms of these compounds with a stoichiometric amount of the appropriate base or acid in water or in an organic solvent, or in a mixture of the two; generally, nonaqueous media like ether, ethyl acetate, ethanol, isopropanol, or acetonitrile are preferred. Lists of suitable salts are found in *Remington's Pharmaceutical Sciences*, 17th ed., Mack Publishing Company, Easton, PA, 1985, p. 1418, the disclosure of which is hereby incorporated by reference.

" Prodrugs" are considered to be any covalently bonded carriers which release the active parent drug of Formula (I) in vivo when such prodrug is administered to a mammalian subject. Prodrugs of the compounds of Formula (I) are prepared by modifying functional groups present in the compounds in such a way that the modifications are cleaved, either in routine manipulation or in vivo, to the parent compounds. Prodrugs include compounds wherein hydroxy, amine, or sulfhydryl groups are bonded to any group that, when administered to a mammalian subject, cleaves to form a free hydroxyl, amino, or sulfhydryl group, respectively. Examples of prodrugs include, but are not limited to, acetate, formate and benzoate derivatives of alcohol and

amine functional groups in the compounds of Formula (I), and the like.

The term "therapeutically effective amount" of a compound of this invention refers to an amount effective to
5 reduce or eliminate the undesirable symptoms associated with abnormal levels, such as elevated levels due to hypersecretion, of CRF in a host.

The novel compounds of the present invention may be prepared in a number of ways well known to one skilled in the
10 art of organic synthesis. The compounds of the present invention can be synthesized using the methods described below, together with synthetic methods known in the art of organic chemistry, or variations thereon as appreciated by those skilled in the art. Preferred methods include, but are
15 not limited to, those described below. All references cited herein are hereby incorporated in their entirety herein by reference.

The novel compounds of this invention may be prepared using the reactions and techniques in this section. The
20 reactions are performed in solvents appropriate to the reagents and materials employed and suitable for the transformation being effected. Also, in the description of the synthetic methods described below, it is to be understood that all proposed reaction conditions, including choice of
25 solvents, reaction temperature, duration of the experiment and workup procedures, are chosen to be the conditions standard for that reaction, which should be readily recognized by one skilled in the art. It is understood by one skilled in the art of organic synthesis that the
30 functionality present on various portions of the molecule must be compatible with the reagents and reactions proposed. Such restrictions to the substituents which are compatible with the reaction conditions will be readily apparent to one skilled in the art and alternate methods must then be used.

35 Compounds of Formula (I) are prepared by the method outlined in Scheme 1. An appropriately substituted aryl or heteroaryl isocyanate (3) is treated with a primary

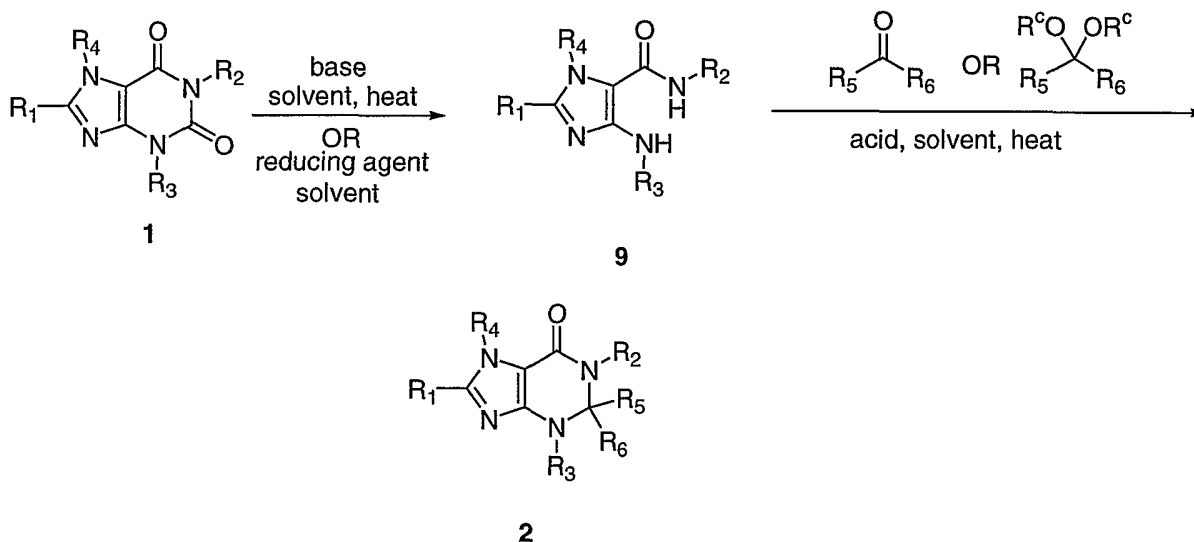
alkylamine in a suitable solvent, such as THF, to form ureas of formula 4. The ureas of formula 4 are dissolved in acetic anhydride and treated with cyanoacetic acid. Subsequent treatment with a base such as aqueous NaOH results in the formation of uricils of formula 5. Nitrosation of intermediate 5 with a reagent, such as NaNO_2 , and subsequent reduction with a suitable reagent, such as $\text{Na}_2\text{S}_2\text{O}_4$, affords the corresponding diamines (7). Appropriate cyclization conditions, such as the use of orthoesters, yields compounds of formula 8. Compounds of Formula (I) can be derived from compounds of formula 8 by treatment of 8 with a suitable base such as, but not limited to, NaH, KH, K_2CO_3 , Na_2CO_3 , *i*-Pr₂NET, NaOMe, NaOEt and Et₃N and a suitable alkylating agent R₄X such as, but not limited to, alkyl halides, tosylates, mesylates and triflates in a suitable inert solvent such as, but not limited to, DMF, THF, CH₂Cl₂, dioxane, toluene and DMSO. Compounds of Formula (I) can also be derived from compounds of formula 8 by treatment of 8 with an alcohol R₄OH, a phosphine PR^a, (where R^a is lower alkyl, phenyl or substituted phenyl or furyl) and an azodicarboxylate ester R^bO₂CN=NCO₂R^b (where R^b is lower alkyl) in an inert solvent at temperatures ranging from 0 °C to 150 °C. Inert solvent may include but is not limited to polyethers (preferably 1,2-dimethoxyethane), dialkyl ethers (preferably diethylether), cyclic ethers (preferably tetrahydrofuran or 1,4-dioxane) or aromatic hydrocarbons (preferably benzene or toluene). The choices of phosphine, solvent or azodicarboxylate ester are known to those skilled in the art of organic chemistry as described by Mitsunobu (Mitsunobu, O. *Synthesis* **1981**, 1).

30

SCHEME 1

(I) (preparation illustrated in Scheme 1) is treated with a base, such as, but not limited to, NaOMe, NaOEt, NaOH or KOH in a solvent, such as, but not limited to, lower alcoholic solvents, H₂O, THF, dioxane or organic amines (preferably ethanol/H₂O) at temperatures ranging from 20 °C to 120 °C. Alternatively, a compound of Formula (I) is treated with a reducing agent such as, but not limited to, NaBH₄, LiBH₄, LiAlH₄, BH₃, or DIBAL (preferably LiBH₄ or LiAlH₄) in a polar aprotic solvent such as, but not limited to, CH₂Cl₂, THF or dioxane at temperatures ranging from -78 °C to 120 °C. The resulting intermediate **9** is treated with either an aldehyde, ketone, acetal or ketal and an acid catalyst and is heated between 25 °C to 150 °C to afford a compound of formula **2**. Aldehydes, ketones, acetals and ketals may include, but are not limited to, formaldehyde, paraformaldehyde, lower alkyl aldehydes, acetone, lower alkyl ketones, lower alkyl acetals, or lower alkyl ketals (R_c = C₁ - C₆ alkyl and may be joined together to form a ring). Acid catalysts may include, but are not limited to, *p*-toluenesulfonic acid and salts thereof as well as resin bound sulfonic acids (e.g. amberlyst, Dowex resin) (preferably *p*-toluenesulfonic acid).

SCHEME 3



25

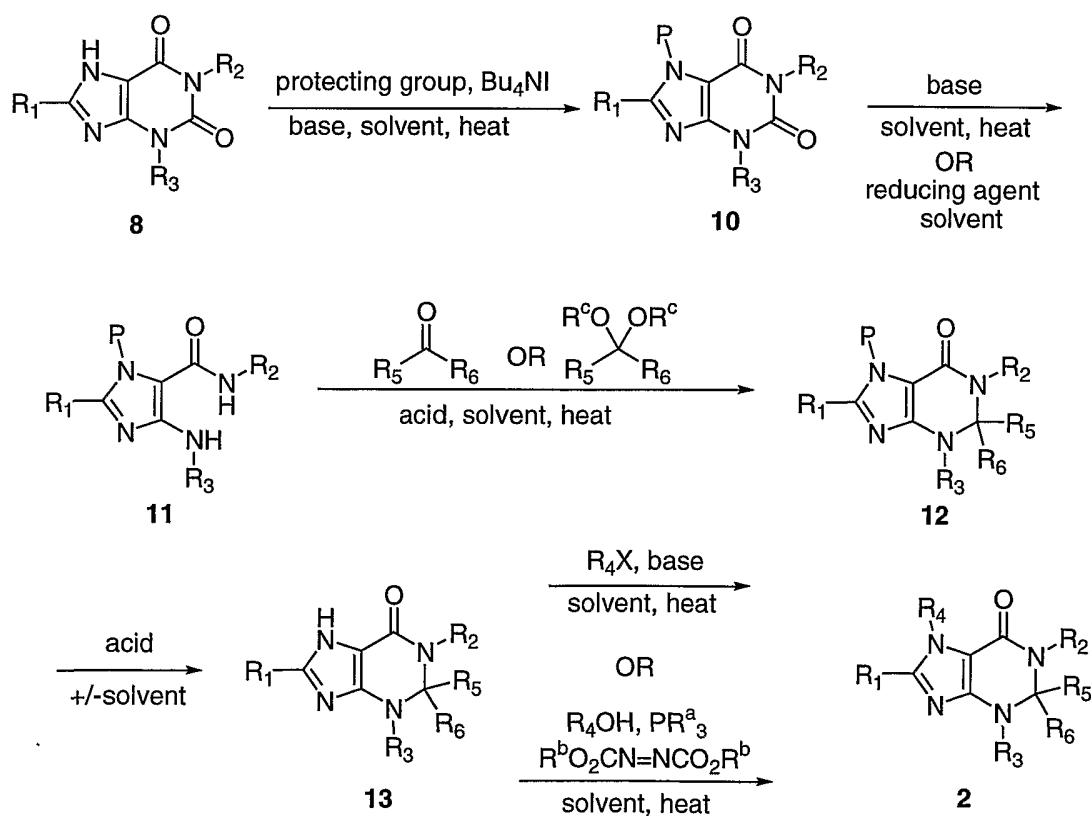
As stated above, a series of compounds of formula **2** are also prepared by the method outlined in Scheme 4. The

imidazole nitrogen of a compound of formula **8** is protected with an appropriate protecting group reagent as described in *Protective Groups in Organic Synthesis* (Greene, Wuts; 3rd ed., 1999, John Wiley & Sons, Inc.), preferably benzyloxymethyl chloride. The reaction is carried out in the presence of tetrabutylammonium iodide and an appropriate base, such as K_2CO_3 , in a suitable inert solvent, such as DMF. Preferred reaction temperatures range from 25 °C to 150 °C. A compound of formula **10** is treated with a base such as, but not limited to, NaOMe, NaOEt, NaOH or KOH in a solvent such as, but not limited to, lower alcoholic solvents, H_2O , THF, dioxane or organic amines (preferably ethanol/ H_2O) at temperatures ranging from 20 °C to 120 °C. Alternatively, a compound of formula **10** is treated with a reducing agent such as, but not limited to, $NaBH_4$, $LiBH_4$, $LiAlH_4$, BH_3 , or DIBAL (preferably $LiBH_4$ or $LiAlH_4$) in a polar aprotic solvent such as, but not limited to, CH_2Cl_2 , THF or dioxane at temperatures ranging from -78 °C to 120 °C. The resulting product **11** is treated with an aldehyde, ketone, acetal, or ketal and an acid catalyst and is heated between 25 °C to 150 °C to afford intermediate **12**. Aldehydes, ketones, acetals and ketals may include, but are not limited to, formaldehyde, paraformaldehyde, lower alkyl aldehydes, acetone, lower alkyl ketones, lower alkyl acetals, or lower alkyl ketals ($R^c = C_1 - C_6$ alkyl and may be joined together to form a ring). Acid catalysts may include, but are not limited to, *p*-toluenesulfonic acid and salts thereof as well as resin bound sulfonic acids (e.g. amberlyst, Dowex resin) (preferably *p*-toluenesulfonic acid). Intermediate **12** is treated with an appropriate acid such as, but not limited to, trifluoroacetic acid in the presence or absence of solvent to remove the protecting group. Preferred reaction temperatures range from 0 °C to 150 °C.

Compounds of formula **2** can be derived from compounds of formula **13** by treatment of **13** with a suitable base such as, but not limited to, NaH, KH, K_2CO_3 , Na_2CO_3 , *i*-Pr₂NEt, NaOMe, NaOEt and Et₃N and a suitable alkylating agent R_4X such as,

but not limited to, alkyl halides, tosylates, mesylates and triflates in a suitable inert solvent such as, but not limited to, DMF, THF, CH_2Cl_2 , dioxane, toluene and DMSO. Compounds of formula **2** can also be derived from compounds of formula **13** by treatment of **13** with an alcohol R_4OH , a phosphine PR^a_3 (where R^a is lower alkyl, phenyl or substituted phenyl or furyl) and an azodicarboxylate ester $\text{R}^b\text{O}_2\text{CN}=\text{NCO}_2\text{R}^b$ (where R^b is lower alkyl) in an inert solvent at temperatures ranging from 0 °C to 150 °C. Inert solvent may include but are not limited to polyethers (preferably 1,2-dimethoxyethane), dialkyl ethers (preferably diethylether), cyclic ethers (preferably tetrahydrofuran or 1,4-dioxane) or aromatic hydrocarbons (preferably benzene or toluene). The choices of phosphine, solvent or azodicarboxylate ester are known to those skilled in the art of organic chemistry as described by Mitsunobu (Mitsunobu, O. *Synthesis* **1981**, 1).

SCHEME 4

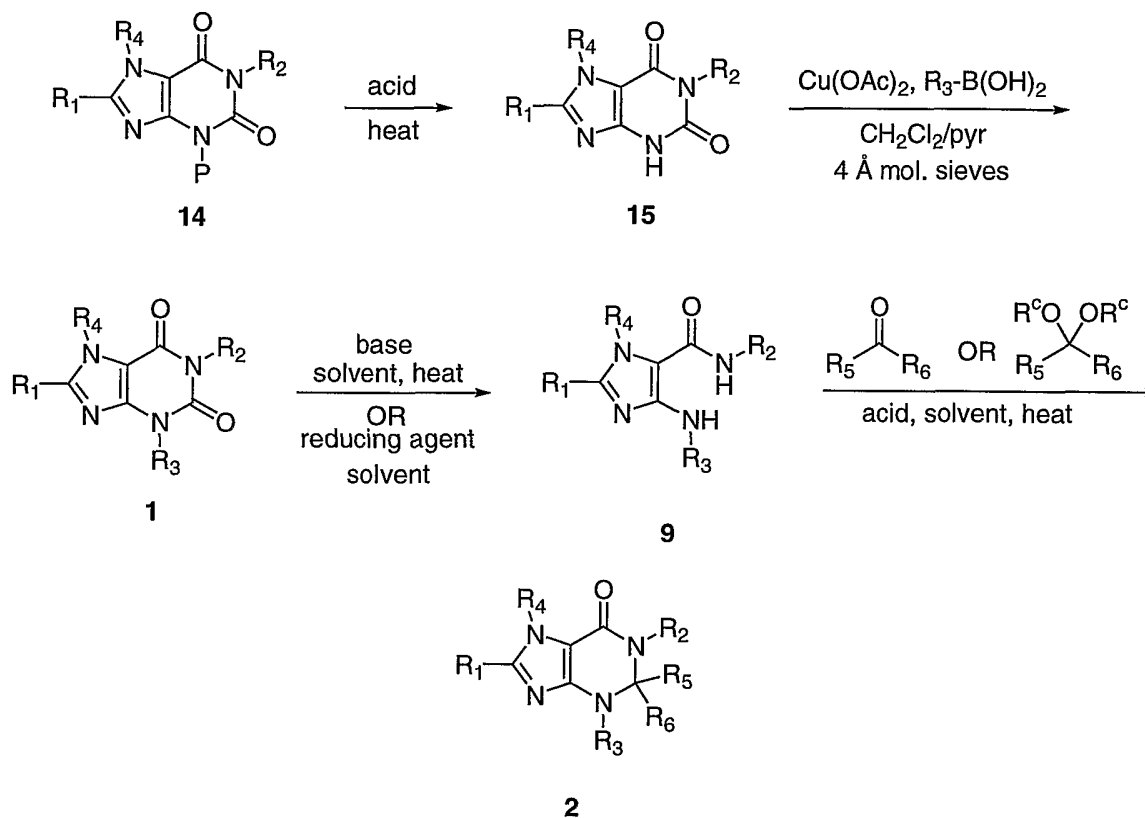


As stated above, a series of compounds of formula **2** are also prepared by the method outlined in Scheme 5. A compound of formula **14** is prepared using the route outlined in Scheme 1 where P is a protecting group which can be removed using conditions under which the other functional groups of the compound are stable. The protecting group, preferably p-methoxybenzyl, is removed using conditions described in *Protective Groups in Organic Synthesis* (Greene, Wuts; 3rd ed., 1999, John Wiley & Sons, Inc.), preferably by heating in trifluoroacetic acid at temperatures ranging from 25 °C to 150 °C to provide intermediate **15**. If the reaction temperature exceeds the boiling point of trifluoroacetic acid, the reaction must be carried out in a pressure tube. Intermediate **15** is coupled with aryl or heteroarylboronic acids using conditions described by Lam *et. al.* (Lam, P. Y. S.; Clarck, C. G.; Saubern, S.; Adams, J.; Averill, K. M.; Chan, D. M. T.; Combs, A. *Synlett*. **2000**, 5, 674.) to form the corresponding compound of Formula (I). The compound of Formula (I) is treated with a base such as, but not limited to, NaOMe, NaOEt, NaOH or KOH in a solvent such as, but not limited to, lower alcoholic solvents, H₂O, THF, dioxane or organic amines (preferably ethanol/H₂O) at temperatures ranging from 20 °C to 120 °C. Alternatively, a compound of Formula (I) is treated with a reducing agent such as, but not limited to, NaBH₄, LiBH₄, LiAlH₄, BH₃, or DIBAL (preferably LiBH₄ or LiAlH₄) in a polar aprotic solvent such as, but not limited to, CH₂Cl₂, THF, or dioxane at temperatures ranging from -78 °C to 120 °C. The resulting intermediate **9** is treated with an aldehyde, ketone, acetal, or ketal and an acid catalyst and is heated between 25 °C to 150 °C to afford a compound of formula **2**. Aldehydes, ketones, acetals and ketals may include, but are not limited to, formaldehyde, paraformaldehyde, lower alkyl aldehydes, acetone, lower alkyl ketones, lower alkyl acetals, or lower alkyl ketals (R^c = C₁ - C₆ alkyl and may be joined together to form a ring). Acid catalysts may include, but are not limited to p-

toluenesulfonic acid and salts thereof as well as resin bound sulfonic acids (e.g. amberlyst, Dowex resin) (preferably *p*-toluenesulfonic acid).

5

SCHEME 5



10 A series of compounds of formula **2** may also be prepared by the method outlined in Scheme 6. A compound of formula **16** may be treated with a brominating agent, such as bromine, in the presence of a base, such as potassium bicarbonate, in a solvent, such as DMF, to form the corresponding intermediate
 15 dibromide **17**. The resulting imidazole **17** may be protected with an appropriate protecting group reagent as described in *Protective Groups in Organic Synthesis* (Greene, Wuts; 3rd ed., 1999, John Wiley & Sons, Inc.), preferably benzyloxymethyl chloride. The reaction is carried out in the presence of
 20 tetrabutylammonium iodide and an appropriate base, such as K₂CO₃, in a suitable inert solvent, such as DMF. Preferred

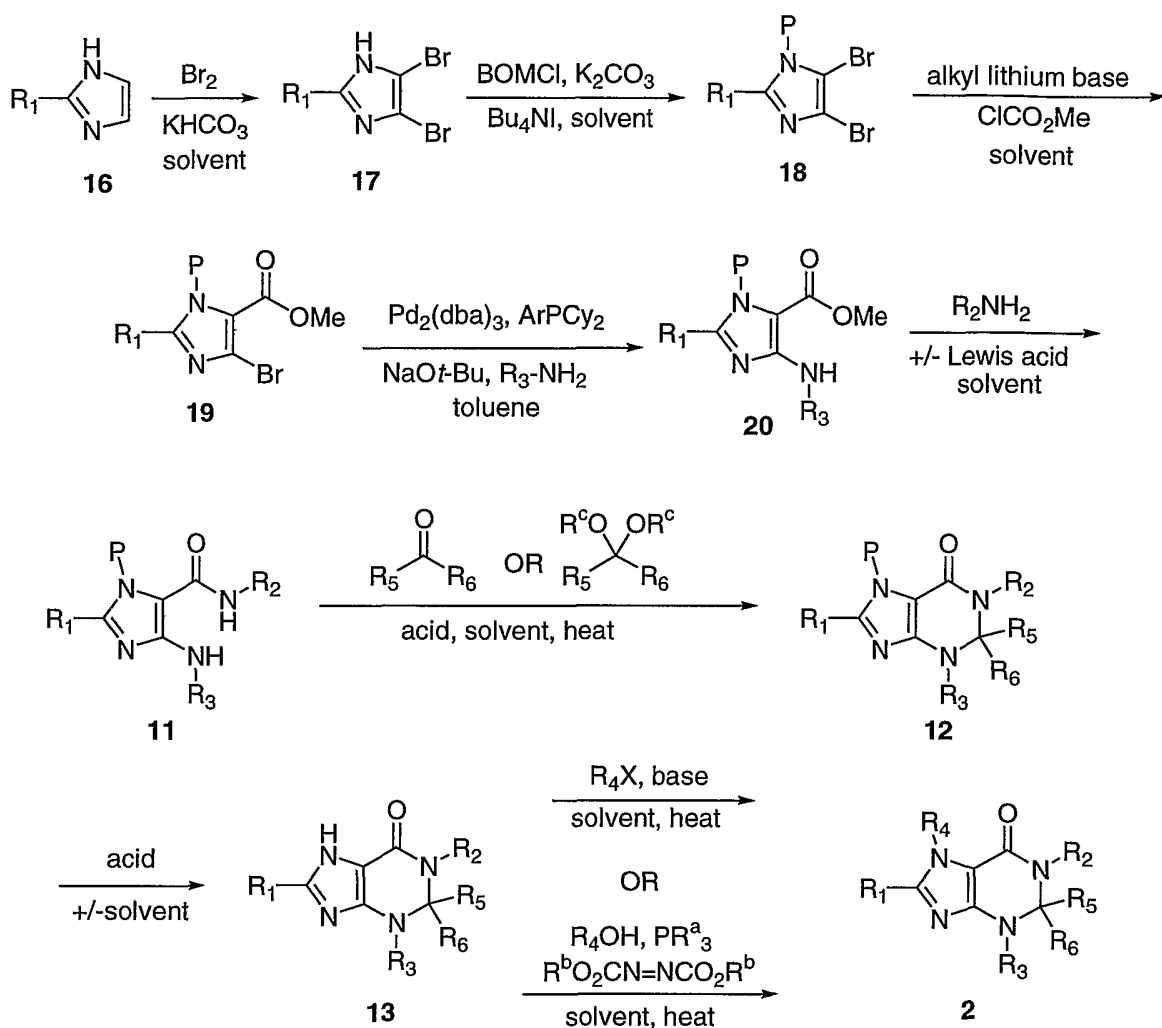
reaction temperatures range from 25 °C to 150 °C. A compound of formula **18** may then be treated with an alkyl lithium base, such as *n*-BuLi or *t*-BuLi and an acylating agent, such as methyl chloroformate, in a solvent, such as THF, at
5 temperatures ranging from -90 °C - 25 °C to form a compound of formula **19**. A compound of formula **19** may then be treated with an aniline (R_3-NH_2) in the presence of a palladium catalyst, a trialkylphosphine catalyst, and sodium butoxide in a solvent such as toluene using reaction conditions
10 described by Wolfe et. al. (Wolfe, J. P.; Tomori, H.; Sadighi, J. P.; Yin, J.; Buchwald, S. L. *J. Org. Chem.* **2000**, 65, 1158-1174) to form a compound of formula **20**. A compound of formula **20** may then be converted to the amide using typical conditions for ester hydrolysis and amide formation.
15 The reaction may be carried out in the presence of R_2NH_2 , in the presence or absence of a Lewis acid, such as but not limited to trimethylaluminum, in a solvent suitable for the reaction conditions, and at temperatures ranging from 0 °C to 150 °C to form a compound of formula **11**. The resulting
20 product of formula **11** may be treated with an aldehyde, ketone, acetal, or ketal and an acid catalyst and is heated between 25 °C to 150 °C to afford a compound of formula **12**. Aldehydes, ketones, acetals and ketals may include, but are not limited to, formaldehyde, paraformaldehyde, lower alkyl
25 aldehydes, acetone, lower alkyl ketones, lower alkyl acetals, or lower alkyl ketals ($R^c = C_1 - C_6$ alkyl and may be joined together to form a ring). Acid catalysts may include, but are not limited to, *p*-toluenesulfonic acid and salts thereof as well as resin bound sulfonic acids (e.g. amberlyst, Dowex
30 resin) (preferably *p*-toluenesulfonic acid). Compound **12** may be treated with an appropriate acid such as, but not limited to, trifluoroacetic acid in the presence or absence of solvent to remove the protecting group. Preferred reaction temperatures range from 0 °C to 150 °C.

35

Compounds of formula **2** may be derived from compounds of formula **13** by treatment of **13** with a suitable base such as,

but not limited to, NaH, KH, K_2CO_3 , Na_2CO_3 , $i-Pr_2NEt$, NaOMe, NaOEt and Et_3N and a suitable alkylating agent R_4X such as, but not limited to, alkyl halides, tosylates, mesylates, and triflates in a suitable inert solvent such as, but not limited to, DMF, THF, CH_2Cl_2 , dioxane, toluene, and DMSO. Compounds of formula **2** may also be derived from compounds of formula **13** by treatment of **13** with an alcohol R_4OH , a phosphine PR^a_3 (where R^a is lower alkyl, phenyl or substituted phenyl or furyl) and an azodicarboxylate ester $R^bO_2CN=NCO_2R^b$ (where R^b is lower alkyl) in an inert solvent at temperatures ranging from 0 °C to 150 °C. Inert solvents may include, but are not limited to, polyethers (preferably 1,2-dimethoxyethane), dialkyl ethers (preferably diethylether), cyclic ethers (preferably tetrahydrofuran or 1,4-dioxane) or aromatic hydrocarbons (preferably benzene or toluene). The choices of phosphine, solvent, or azodicarboxylate ester are known to those skilled in the art of organic chemistry as described by Mitsunobu (Mitsunobu, O. *Synthesis* **1981**, 1).

SCHEME 6

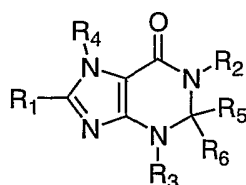


5

Various analogs synthesized using Schemes 1-5 are listed in Table 1.

10

Table 1



EX	R ₁	R ₂	R ₃	R ₄	R ₅	R ₆	MP (°C)
1	Et	Me	2,4-Cl ₂ -Ph	3-pentyl	H	H	132-133
2	Et	Me	2,4-Cl ₂ -Ph	4-heptyl	H	H	117-118
3	Et	Me	2,4-Cl ₂ -Ph	3-pentyl	Me	H	135-136.5
4	Et	Me	2,4-Cl ₂ -Ph	3-pentyl	Et	H	oil
5	Et	Me	2,4-Cl ₂ -Ph	4-heptyl	Me	H	144-145.5
6	Et	Me	2,4-Cl ₂ -Ph	4-heptyl	Et	H	116.5-117.5
7	Et	Me	2,4-Cl ₂ -Ph	benzyloxymethyl	H	H	Amorph solid
8	Et	Me	2,4-Cl ₂ -Ph	CH(CH ₂ OMe)Pr	H	H	oil
9	Et	Me	2,4-Cl ₂ -Ph	CH(CH ₂ CH=CH ₂) ₂	H	H	oil
10	H	Me	2,4-Cl ₂ -Ph	3-pentyl	H	H	oil
11	H	Me	2,4-Cl ₂ -Ph	4-heptyl	H	H	oil
12	Et	Me	2,4-Cl ₂ -Ph	(4-methoxy-phenyl)methyl	H	H	116.5-117.5
13	Et	Me	2,4-Cl ₂ -Ph	dicyclopropylmethyl	H	H	oil
14	Et	Me	2,4-Cl ₂ -Ph	2-pentyl	H	H	oil
15	Et	Me	2,4-Cl ₂ -Ph	(2-methyl-phenyl)methyl	H	H	oil
16	Et	Me	2,4-Cl ₂ -Ph	1-naphthalenylmethyl	H	H	oil
17	Et	Me	2,4-Cl ₂ -Ph	CH(CH ₂ CH ₂ OCH ₃) ₂	H	H	oil
18	Et	Me	2,4-Cl ₂ -Ph	1-cyclopropylethyl	H	H	oil
19	Et	Me	2,4-Cl ₂ -Ph	1-cyclopropylpropyl	H	H	oil
20	Et	Me	2,4-Cl ₂ -Ph	1-cyclopropylbutyl	H	H	oil
21	Et	Me	2,4-Cl ₂ -Ph	[1,1'-biphenyl]-4-ylmethyl	H	H	216-217
22	Et	Me	2,4-Cl ₂ -Ph	CH(CH ₂ OMe)Et	H	H	
23	Et	Me	2,4-Cl ₂ -Ph	CH(CH ₂ OMe)Me	H	H	
24	Et	Me	2,4-Cl ₂ -Ph	CH(CH ₂ OMe) ₂	H	H	
25	Et	Me	2,4-Cl ₂ -Ph	1-cyclobutylethyl	H	H	
26	Et	Me	2,4-Cl ₂ -Ph	1-cyclobutylpropyl	H	H	
27	Et	Me	2,4-Cl ₂ -Ph	CH(cBu)CH ₂ OMe	H	H	
28	Et	Me	2,4-Cl ₂ -Ph	1-cyclopentylethyl	H	H	
29	Et	Me	2,4-Cl ₂ -Ph	1-cyclopentylpropyl	H	H	
30	Et	Me	2,4-Cl ₂ -Ph	CH(cPentyl)CH ₂ OMe	H	H	
31	Et	Me	2,4-Cl ₂ -Ph	CHOMePr	H	H	
32	Et	Me	2,4-Cl ₂ -Ph	cyclobutyl	H	H	
33	Et	Me	2,4-Cl ₂ -Ph	cyclopentyl	H	H	
34	Et	Me	2,4-Cl ₂ -Ph	CH(Et)CH ₂ OH	H	H	
35	Et	Me	2,4-Cl ₂ -Ph	R-2-pentyl	H	H	
36	Et	Me	2,4-Cl ₂ -Ph	S-2-pentyl	H	H	
37	Et	Me	2,4-Cl ₂ -Ph	R-3-heptyl	H	H	

38	Et	Me	2,4-Cl ₂ -Ph	S-3-heptyl	H	H	
39	Et	Me	2,4-Cl ₂ -Ph	CH(Et)CH ₂ NMe ₂	H	H	
40	Et	Me	2,4-Cl ₂ -Ph	CH(Pr)CH ₂ NMe ₂	H	H	
41	Et	Me	2,4-Cl ₂ -Ph	dicyclobutylmethyl	H	H	
42	Et	Me	2,4-Cl ₂ -Ph	dicyclopentylmethyl	H	H	
43	Et	Me	2,4-Cl ₂ -Ph	1-cyclobutylbutyl	H	H	
44	Et	Me	2,4-Cl ₂ -Ph	CH(cPr)CH ₂ OMe	H	H	
45	Et	Me	2,4-Cl ₂ -Ph	CH(i-Pr)Et	H	H	
46	Et	Me	2,4-Cl ₂ -Ph	CH(i-Pr)Pr	H	H	
47	Et	Me	2,4-Cl ₂ -Ph	CH(i-Pr)CH ₂ OMe	H	H	
48	Et	Me	2,4-Cl ₂ -Ph	CH(Et)Pr	H	H	
49	Et	Me	2,4-Cl ₂ -Ph	3-heptyl	H	H	94-95
50	OMe	Me	2,4-Cl ₂ -Ph	3-pentyl	H	H	
51	OMe	Me	2,4-Cl ₂ -Ph	4-heptyl	H	H	
52	OMe	Me	2,4-Cl ₂ -Ph	CH(CH ₂ OMe)Et	H	H	
53	OMe	Me	2,4-Cl ₂ -Ph	CH(CH ₂ OMe)Pr	H	H	
54	Et	Et	2,4-Cl ₂ -Ph	3-pentyl	H	H	
55	Et	Et	2,4-Cl ₂ -Ph	4-heptyl	H	H	
56	Et	Et	2,4-Cl ₂ -Ph	CH(CH ₂ OMe)Et	H	H	
57	Et	Et	2,4-Cl ₂ -Ph	CH(CH ₂ OMe)Pr	H	H	
58	Et	Pr	2,4-Cl ₂ -Ph	3-pentyl	H	H	
59	Et	Pr	2,4-Cl ₂ -Ph	4-heptyl	H	H	
60	Et	Pr	2,4-Cl ₂ -Ph	CH(CH ₂ OMe)Et	H	H	
61	Et	Pr	2,4-Cl ₂ -Ph	CH(CH ₂ OMe)Pr	H	H	
62	Et	cPr	2,4-Cl ₂ -Ph	3-pentyl	H	H	
63	Et	cPr	2,4-Cl ₂ -Ph	4-heptyl	H	H	
64	Et	cPr	2,4-Cl ₂ -Ph	CH(CH ₂ OMe)Et	H	H	
65	Et	cPr	2,4-Cl ₂ -Ph	CH(CH ₂ OMe)Pr	H	H	
66	Et	Pr	2,4-Cl ₂ -Ph	3-pentyl	H	H	
67	Et	Pr	2,4-Cl ₂ -Ph	4-heptyl	H	H	
68	Et	Pr	2,4-Cl ₂ -Ph	CH(CH ₂ OMe)Et	H	H	
69	Et	Pr	2,4-Cl ₂ -Ph	CH(CH ₂ OMe)Pr	H	H	
70	Et	Me	2-Cl-4-OMe-Ph	3-pentyl	H	H	oil
71	Et	Me	2-Cl-4-OMe-Ph	4-heptyl	H	H	oil
72	Et	Me	2-Cl-4-OMe-Ph	2-pentyl	H	H	oil
73	Et	Me	2-Cl-4-OMe-Ph	CH(CH ₂ OMe)Pr	H	H	oil
74	Et	Me	2-Cl-4-OMe-Ph	1-cyclopropylpropyl	H	H	oil
75	Et	Me	2-Cl-4-OMe-Ph	[1,1'-biphenyl]-4-ylmethyl	H	H	amorph solid
76	Et	Me	2-Cl-4-OMe-Ph	dicyclopropylmethyl	H	H	
77	Et	Me	2-Cl-4-OMe-Ph	(2-methyl-phenyl)methyl	H	H	oil
78	Et	Me	2-Cl-4-OMe-Ph	1-naphthalenylmethyl	H	H	
79	Et	Me	2-Cl-4-OMe-Ph	CH(CH ₂ CH ₂ OCH ₃) ₂	H	H	
80	Et	Me	2-Cl-4-OMe-Ph	1-cyclopropylethyl	H	H	
81	Et	Me	2-Cl-4-OMe-Ph	1-cyclopropylbutyl	H	H	oil

82	Et	Me	2-Cl-4-OMe-Ph	CH(CH ₂ OMe)Et	H	H	
83	Et	Me	2-Cl-4-OMe-Ph	CH(CH ₂ OMe)Me	H	H	
84	Et	Me	2-Cl-4-OMe-Ph	CH(CH ₂ OMe) ₂	H	H	
85	Et	Me	2-Cl-4-OMe-Ph	1-cyclobutylethyl	H	H	oil
86	Et	Me	2-Cl-4-OMe-Ph	1-cyclobutylpropyl	H	H	
87	Et	Me	2-Cl-4-OMe-Ph	CH(cBu)CH ₂ OMe	H	H	
88	Et	Me	2-Cl-4-OMe-Ph	1-cyclopentylethyl	H	H	
89	Et	Me	2-Cl-4-OMe-Ph	1-cyclopentylpropyl	H	H	
90	Et	Me	2-Cl-4-OMe-Ph	CH(cPentyl)CH ₂ OMe	H	H	
91	Et	Me	2-Cl-4-OMe-Ph	CHOMePr	H	H	
92	Et	Me	2-Cl-4-OMe-Ph	cyclobutyl	H	H	
93	Et	Me	2-Cl-4-OMe-Ph	cyclopentyl	H	H	
94	Et	Me	2-Cl-4-OMe-Ph	CH(Et)CH ₂ OH	H	H	
95	Et	Me	2-Cl-4-OMe-Ph	R-2-pentyl	H	H	
96	Et	Me	2-Cl-4-OMe-Ph	S-2-pentyl	H	H	
97	Et	Me	2-Cl-4-OMe-Ph	R-3-heptyl	H	H	
98	Et	Me	2-Cl-4-OMe-Ph	S-3-heptyl	H	H	
99	Et	Me	2-Cl-4-OMe-Ph	CH(Et)CH ₂ NMe ₂	H	H	
100	Et	Me	2-Cl-4-OMe-Ph	CH(Pr)CH ₂ NMe ₂	H	H	
101	Et	Me	2-Cl-4-OMe-Ph	dicyclobutylmethyl	H	H	
102	Et	Me	2-Cl-4-OMe-Ph	dicyclopentylmethyl	H	H	
103	Et	Me	2-Cl-4-OMe-Ph	CH(CH ₂ CH=CH ₂) ₂	H	H	
104	Et	Me	2-Cl-4-OMe-Ph	CH(Et)Pr	H	H	
105	Et	Me	2-Cl-4-OMe-Ph	CH(i-Pr)Et	H	H	
106	Et	Me	2-Cl-4-OMe-Ph	CH(i-Pr)Pr	H	H	
107	Et	Me	2-Cl-4-OMe-Ph	CH(i-Pr)CH ₂ OMe	H	H	
108	Et	Me	2-Cl-4-OMe-Ph	1-cyclobutylbutyl	H	H	
109	Et	Me	2-Cl-4-OMe-Ph	CH(cBu)CH ₂ OMe	H	H	
110	Et	Me	2-Cl-4-OMe-Ph	CH(cPr)CH ₂ OMe	H	H	
111	Et	cPr	2-Cl-4-OMe-Ph	3-pentyl	H	H	
112	Et	cPr	2-Cl-4-OMe-Ph	4-heptyl	H	H	
113	Et	cPr	2-Cl-4-OMe-Ph	CH(CH ₂ OMe)Et	H	H	
114	Et	cPr	2-Cl-4-OMe-Ph	CH(CH ₂ OMe)Pr	H	H	
115	Et	Me	2-Cl-4-i-Pr-Ph	3-pentyl	H	H	
116	Et	Me	2-Cl-4-i-Pr-Ph	4-heptyl	H	H	oil
117	Et	Me	2-Cl-4-i-Pr-Ph	2-pentyl	H	H	
118	Et	Me	2-Cl-4-i-Pr-Ph	CH(CH ₂ OMe)Pr	H	H	
119	Et	Me	2-Cl-4-i-Pr-Ph	1-cyclopropylpropyl	H	H	
120	Et	Me	2-Cl-4-i-Pr-Ph	3-heptyl	H	H	
121	Et	Me	2-Cl-4-i-Pr-Ph	dicyclopropylmethyl	H	H	
122	Et	Me	2-Cl-4-i-Pr-Ph	2-methylbenzyl	H	H	
123	Et	Me	2-Cl-4-i-Pr-Ph	CH(CH ₂ CH ₂ OCH ₃) ₂	H	H	
124	Et	Me	2-Cl-4-i-Pr-Ph	1-cyclopropylethyl	H	H	
125	Et	Me	2-Cl-4-i-Pr-Ph	1-cyclopropylbutyl	H	H	
126	Et	Me	2-Cl-4-i-Pr-Ph	CH(CH ₂ OMe)Et	H	H	

127	Et	Me	2-Cl-4-i-Pr-Ph	CH(CH ₂ OMe)Me	H	H	
128	Et	Me	2-Cl-4-i-Pr-Ph	CH(CH ₂ OMe) ₂	H	H	
129	Et	Me	2-Cl-4-i-Pr-Ph	1-cyclobutylethyl	H	H	
130	Et	Me	2-Cl-4-i-Pr-Ph	1-cyclobutylpropyl	H	H	
131	Et	Me	2-Cl-4-i-Pr-Ph	CH(CH ₂ CH=CH ₂) ₂	H	H	
132	Et	Me	2-Cl-4-i-Pr-Ph	CH(Et)Pr	H	H	
133	Et	Me	2-Cl-4-i-Pr-Ph	CH(i-Pr)Et	H	H	oil
134	Et	Me	2-Cl-4-i-Pr-Ph	CH(i-Pr)Pr	H	H	
135	Et	Me	2-Cl-4-i-Pr-Ph	CH(i-Pr)CH ₂ OMe	H	H	
136	Et	Me	2-Cl-4-i-Pr-Ph	1-cyclobutylbutyl	H	H	
137	Et	Me	2-Cl-4-i-Pr-Ph	CH(cBu)CH ₂ OMe	H	H	
138	Et	Me	2-Cl-4-i-Pr-Ph	CH(cPr)CH ₂ OMe	H	H	
139	Et	cPr	2-Cl-4-i-Pr-Ph	3-pentyl	H	H	
140	Et	cPr	2-Cl-4-i-Pr-Ph	4-heptyl	H	H	
141	Et	cPr	2-Cl-4-i-Pr-Ph	CH(CH ₂ OMe)Et	H	H	
142	Et	cPr	2-Cl-4-i-Pr-Ph	CH(CH ₂ OMe)Pr	H	H	
143	Et	Me	2,4,6-Me ₃ -Ph	3-pentyl	H	H	
144	Et	Me	2,4,6-Me ₃ -Ph	4-heptyl	H	H	oil
145	Et	Me	2,4,6-Me ₃ -Ph	2-pentyl	H	H	
146	Et	Me	2,4,6-Me ₃ -Ph	CH(CH ₂ OMe)Pr	H	H	
147	Et	Me	2,4,6-Me ₃ -Ph	1-cyclopropylpropyl	H	H	
148	Et	Me	2,4,6-Me ₃ -Ph	3-heptyl	H	H	
149	Et	Me	2,4,6-Me ₃ -Ph	dicyclopropylmethyl	H	H	
150	Et	Me	2,4,6-Me ₃ -Ph	2-methylbenzyl	H	H	
151	Et	Me	2,4,6-Me ₃ -Ph	CH(CH ₂ CH ₂ OCH ₃) ₂	H	H	
152	Et	Me	2,4,6-Me ₃ -Ph	1-cyclopropylethyl	H	H	
153	Et	Me	2,4,6-Me ₃ -Ph	1-cyclopropylbutyl	H	H	
154	Et	Me	2,4,6-Me ₃ -Ph	CH(CH ₂ OMe)Et	H	H	
155	Et	Me	2,4,6-Me ₃ -Ph	CH(CH ₂ OMe)Me	H	H	
156	Et	Me	2,4,6-Me ₃ -Ph	CH(CH ₂ OMe) ₂	H	H	
157	Et	Me	2,4,6-Me ₃ -Ph	1-cyclobutylethyl	H	H	
158	Et	Me	2,4,6-Me ₃ -Ph	1-cyclobutylpropyl	H	H	
159	Et	Me	2,4,6-Me ₃ -Ph	CH(CH ₂ CH=CH ₂) ₂	H	H	
160	Et	Me	2,4,6-Me ₃ -Ph	CH(Et)Pr	H	H	
161	Et	Me	2,4,6-Me ₃ -Ph	CH(i-Pr)Et	H	H	oil
162	Et	Me	2,4,6-Me ₃ -Ph	CH(i-Pr)Pr	H	H	
163	Et	Me	2,4,6-Me ₃ -Ph	CH(i-Pr)CH ₂ OMe	H	H	
164	Et	Me	2,4,6-Me ₃ -Ph	1-cyclobutylbutyl	H	H	
165	Et	Me	2,4,6-Me ₃ -Ph	CH(cBu)CH ₂ OMe	H	H	
166	Et	Me	2,4,6-Me ₃ -Ph	CH(cPr)CH ₂ OMe	H	H	
167	Et	cPr	2,4,6-Me ₃ -Ph	3-pentyl	H	H	
168	Et	cPr	2,4,6-Me ₃ -Ph	4-heptyl	H	H	
169	Et	cPr	2,4,6-Me ₃ -Ph	CH(CH ₂ OMe)Et	H	H	
170	Et	cPr	2,4,6-Me ₃ -Ph	CH(CH ₂ OMe)Pr	H	H	
171	Et	Me	2-Cl-4-OMe-5-F-Ph	3-pentyl	H	H	

172	Et	Me	2-Cl-4-OMe-5-F-Ph	4-heptyl	H	H	
173	Et	Me	2-Cl-4-OMe-5-F-Ph	2-pentyl	H	H	
174	Et	Me	2-Cl-4-OMe-5-F-Ph	CH(CH ₂ OMe) Pr	H	H	
175	Et	Me	2-Cl-4-OMe-5-F-Ph	1-cyclopropylpropyl	H	H	
176	Et	Me	2-Cl-4-OMe-5-F-Ph	3-heptyl	H	H	
177	Et	Me	2-Cl-4-OMe-5-F-Ph	dicyclopropylmethyl	H	H	
178	Et	Me	2-Cl-4-OMe-5-F-Ph	2-methylbenzyl	H	H	
179	Et	Me	2-Cl-4-OMe-5-F-Ph	CH(CH ₂ CH ₂ OCH ₃) ₂	H	H	
180	Et	Me	2-Cl-4-OMe-5-F-Ph	1-cyclopropylethyl	H	H	
181	Et	Me	2-Cl-4-OMe-5-F-Ph	1-cyclopropylbutyl	H	H	
182	Et	Me	2-Cl-4-OMe-5-F-Ph	CH(CH ₂ OMe) Et	H	H	
183	Et	Me	2-Cl-4-OMe-5-F-Ph	CH(CH ₂ OMe) Me	H	H	
184	Et	Me	2-Cl-4-OMe-5-F-Ph	CH(CH ₂ OMe) ₂	H	H	
185	Et	Me	2-Cl-4-OMe-5-F-Ph	1-cyclobutylethyl	H	H	
186	Et	Me	2-Cl-4-OMe-5-F-Ph	1-cyclobutylpropyl	H	H	
187	Et	Me	2-Cl-4-OMe-5-F-Ph	CH(CH ₂ CH=CH ₂) ₂	H	H	
188	Et	Me	2-Cl-4-OMe-5-F-Ph	CH(Et) Pr	H	H	
189	Et	Me	2-Cl-4-OMe-5-F-Ph	CH(i-Pr) Et	H	H	
190	Et	Me	2-Cl-4-OMe-5-F-Ph	CH(i-Pr) Pr	H	H	
191	Et	Me	2-Cl-4-OMe-5-F-Ph	CH(i-Pr)CH ₂ OMe	H	H	
192	Et	Me	2-Cl-4-OMe-5-F-Ph	1-cyclobutylbutyl	H	H	
193	Et	Me	2-Cl-4-OMe-5-F-Ph	CH(cBu)CH ₂ OMe	H	H	
194	Et	Me	2-Cl-4-OMe-5-F-Ph	CH(cPr)CH ₂ OMe	H	H	
195	Et	Me	2-Me-4-OMe-pyrid-3-yl	3-pentyl	H	H	
196	Et	Me	2-Me-4-OMe-pyrid-3-yl	4-heptyl	H	H	120-122
197	Et	Me	2-Me-4-OMe-pyrid-3-yl	2-pentyl	H	H	
198	Et	Me	2-Me-4-OMe-pyrid-3-yl	CH(CH ₂ OMe) Pr	H	H	
199	Et	Me	2-Me-4-OMe-pyrid-3-yl	1-cyclopropylpropyl	H	H	
200	Et	Me	2-Me-4-OMe-pyrid-3-yl	3-heptyl	H	H	
201	Et	Me	2-Me-4-OMe-pyrid-3-yl	dicyclopropylmethyl	H	H	
202	Et	Me	2-Me-4-OMe-pyrid-3-yl	2-methylbenzyl	H	H	
203	Et	Me	2-Me-4-OMe-pyrid-3-yl	CH(CH ₂ CH ₂ OCH ₃) ₂	H	H	
204	Et	Me	2-Me-4-OMe-pyrid-3-yl	1-cyclopropylethyl	H	H	
205	Et	Me	2-Me-4-OMe-pyrid-3-yl	1-cyclopropylbutyl	H	H	
206	Et	Me	2-Me-4-OMe-pyrid-3-yl	CH(CH ₂ OMe) Et	H	H	
207	Et	Me	2-Me-4-OMe-pyrid-3-yl	CH(CH ₂ OMe) Me	H	H	
208	Et	Me	2-Me-4-OMe-pyrid-3-yl	CH(CH ₂ OMe) ₂	H	H	
209	Et	Me	2-Me-4-OMe-pyrid-3-yl	1-cyclobutylethyl	H	H	
210	Et	Me	2-Me-4-OMe-pyrid-3-yl	1-cyclobutylpropyl	H	H	
211	Et	Me	2-Me-4-OMe-pyrid-3-yl	CH(CH ₂ CH=CH ₂) ₂	H	H	
212	Et	Me	2-Me-4-OMe-pyrid-3-yl	CH(Et) Pr	H	H	
213	Et	Me	2-Me-4-OMe-pyrid-3-yl	CH(i-Pr) Et	H	H	
214	Et	Me	2-Me-4-OMe-pyrid-3-yl	CH(i-Pr) Pr	H	H	
215	Et	Me	2-Me-4-OMe-pyrid-3-yl	CH(i-Pr)CH ₂ OMe	H	H	
216	Et	Me	2-Me-4-OMe-pyrid-3-yl	1-cyclobutylbutyl	H	H	

217	Et	Me	2-Me-4-OMe-pyrid-3-yl	CH(cBu)CH ₂ OMe	H	H	
218	Et	Me	2-Me-4-OMe-pyrid-3-yl	CH(cPr)CH ₂ OMe	H	H	
219	Et	Me	2-OMe-4-i-Pr-Ph	3-pentyl	H	H	
220	Et	Me	2-OMe-4-i-Pr-Ph	4-heptyl	H	H	
221	Et	Me	2-OMe-4-i-Pr-Ph	2-pentyl	H	H	
222	Et	Me	2-OMe-4-i-Pr-Ph	CH(CH ₂ OMe)Pr	H	H	
223	Et	Me	2-OMe-4-i-Pr-Ph	1-cyclopropylpropyl	H	H	
224	Et	Me	2-OMe-4-i-Pr-Ph	3-heptyl	H	H	
225	Et	Me	2-OMe-4-i-Pr-Ph	dicyclopropylmethyl	H	H	
226	Et	Me	2-OMe-4-i-Pr-Ph	2-methylbenzyl	H	H	
227	Et	Me	2-OMe-4-i-Pr-Ph	CH(CH ₂ CH ₂ OCH ₃) ₂	H	H	
228	Et	Me	2-OMe-4-i-Pr-Ph	1-cyclopropylethyl	H	H	
229	Et	Me	2-OMe-4-i-Pr-Ph	1-cyclopropylbutyl	H	H	
230	Et	Me	2-OMe-4-i-Pr-Ph	CH(CH ₂ OMe)Et	H	H	
231	Et	Me	2-OMe-4-i-Pr-Ph	CH(CH ₂ OMe)Me	H	H	
232	Et	Me	2-OMe-4-i-Pr-Ph	CH(CH ₂ OMe) ₂	H	H	
233	Et	Me	2-OMe-4-i-Pr-Ph	1-cyclobutylethyl	H	H	
234	Et	Me	2-OMe-4-i-Pr-Ph	1-cyclobutylpropyl	H	H	
235	Et	Me	2-OMe-4-i-Pr-Ph	CH(CH ₂ CH=CH ₂) ₂	H	H	
236	Et	Me	2-OMe-4-i-Pr-Ph	CH(Et)Pr	H	H	
237	Et	Me	2-OMe-4-i-Pr-Ph	CH(i-Pr)Et	H	H	
238	Et	Me	2-OMe-4-i-Pr-Ph	CH(i-Pr)Pr	H	H	
239	Et	Me	2-OMe-4-i-Pr-Ph	CH(i-Pr)CH ₂ OMe	H	H	
240	Et	Me	2-OMe-4-i-Pr-Ph	1-cyclobutylbutyl	H	H	
241	Et	Me	2-OMe-4-i-Pr-Ph	CH(cBu)CH ₂ OMe	H	H	
242	Et	Me	2-OMe-4-i-Pr-Ph	CH(cPr)CH ₂ OMe	H	H	
243	Et	Me	2-Me-4-OMe-Ph	3-pentyl	H	H	
244	Et	Me	2-Me-4-OMe-Ph	4-heptyl	H	H	
245	Et	Me	2-Me-4-OMe-Ph	2-pentyl	H	H	
246	Et	Me	2-Me-4-OMe-Ph	CH(CH ₂ OMe)Pr	H	H	
247	Et	Me	2-Me-4-OMe-Ph	1-cyclopropylpropyl	H	H	
248	Et	Me	2-Me-4-OMe-Ph	3-heptyl	H	H	
249	Et	Me	2-Me-4-OMe-Ph	dicyclopropylmethyl	H	H	
250	Et	Me	2-Me-4-OMe-Ph	2-methylbenzyl	H	H	
251	Et	Me	2-Me-4-OMe-Ph	CH(CH ₂ CH ₂ OCH ₃) ₂	H	H	
252	Et	Me	2-Me-4-OMe-Ph	1-cyclopropylethyl	H	H	
253	Et	Me	2-Me-4-OMe-Ph	1-cyclopropylbutyl	H	H	
254	Et	Me	2-Me-4-OMe-Ph	CH(CH ₂ OMe)Et	H	H	
255	Et	Me	2-Me-4-OMe-Ph	CH(CH ₂ OMe)Me	H	H	
256	Et	Me	2-Me-4-OMe-Ph	CH(CH ₂ OMe) ₂	H	H	
257	Et	Me	2-Me-4-OMe-Ph	1-cyclobutylethyl	H	H	
258	Et	Me	2-Me-4-OMe-Ph	1-cyclobutylpropyl	H	H	
259	Et	Me	2-Me-4-OMe-Ph	CH(CH ₂ CH=CH ₂) ₂	H	H	
260	Et	Me	2-Me-4-OMe-Ph	CH(Et)Pr	H	H	
261	Et	Me	2-Me-4-OMe-Ph	CH(i-Pr)Et	H	H	

262	Et	Me	2-Me-4-OMe-Ph	CH(i-Pr)Pr	H	H	
263	Et	Me	2-Me-4-OMe-Ph	CH(i-Pr)CH ₂ OMe	H	H	
264	Et	Me	2-Me-4-OMe-Ph	1-cyclobutylbutyl	H	H	
265	Et	Me	2-Me-4-OMe-Ph	CH(cBu)CH ₂ OMe	H	H	
266	Et	Me	2-Me-4-OMe-Ph	CH(cPr)CH ₂ OMe	H	H	
267	Et	Me	2,5-Me ₂ -4-OMe-Ph	3-pentyl	H	H	
268	Et	Me	2,5-Me ₂ -4-OMe-Ph	4-heptyl	H	H	
269	Et	Me	2,5-Me ₂ -4-OMe-Ph	2-pentyl	H	H	
270	Et	Me	2,5-Me ₂ -4-OMe-Ph	CH(CH ₂ OMe)Pr	H	H	
271	Et	Me	2,5-Me ₂ -4-OMe-Ph	1-cyclopropylpropyl	H	H	
272	Et	Me	2,5-Me ₂ -4-OMe-Ph	3-heptyl	H	H	
273	Et	Me	2,5-Me ₂ -4-OMe-Ph	dicyclopropylmethyl	H	H	
274	Et	Me	2,5-Me ₂ -4-OMe-Ph	2-methylbenzyl	H	H	
275	Et	Me	2,5-Me ₂ -4-OMe-Ph	CH(CH ₂ CH ₂ OCH ₃) ₂	H	H	
276	Et	Me	2,5-Me ₂ -4-OMe-Ph	1-cyclopropylethyl	H	H	
277	Et	Me	2,5-Me ₂ -4-OMe-Ph	1-cyclopropylbutyl	H	H	
278	Et	Me	2,5-Me ₂ -4-OMe-Ph	CH(CH ₂ OMe)Et	H	H	
279	Et	Me	2,5-Me ₂ -4-OMe-Ph	CH(CH ₂ OMe)Me	H	H	
280	Et	Me	2,5-Me ₂ -4-OMe-Ph	CH(CH ₂ OMe) ₂	H	H	
281	Et	Me	2,5-Me ₂ -4-OMe-Ph	1-cyclobutylethyl	H	H	
282	Et	Me	2,5-Me ₂ -4-OMe-Ph	1-cyclobutylpropyl	H	H	
283	Et	Me	2,5-Me ₂ -4-OMe-Ph	CH(CH ₂ CH=CH ₂) ₂	H	H	
284	Et	Me	2,5-Me ₂ -4-OMe-Ph	CH(Et)Pr	H	H	
285	Et	Me	2,5-Me ₂ -4-OMe-Ph	CH(i-Pr)Et	H	H	
286	Et	Me	2,5-Me ₂ -4-OMe-Ph	CH(i-Pr)Pr	H	H	
287	Et	Me	2,5-Me ₂ -4-OMe-Ph	CH(i-Pr)CH ₂ OMe	H	H	
288	Et	Me	2,5-Me ₂ -4-OMe-Ph	1-cyclobutylbutyl	H	H	
289	Et	Me	2,5-Me ₂ -4-OMe-Ph	CH(cBu)CH ₂ OMe	H	H	
290	Et	Me	2,5-Me ₂ -4-OMe-Ph	CH(cPr)CH ₂ OMe	H	H	
291	Et	Me	2-OMe-4-CF ₃ -Ph	3-pentyl	H	H	
292	Et	Me	2-OMe-4-CF ₃ -Ph	4-heptyl	H	H	
293	Et	Me	2-OMe-4-CF ₃ -Ph	2-pentyl	H	H	
294	Et	Me	2-OMe-4-CF ₃ -Ph	CH(CH ₂ OMe)Pr	H	H	
295	Et	Me	2-OMe-4-CF ₃ -Ph	1-cyclopropylpropyl	H	H	
296	Et	Me	2-OMe-4-CF ₃ -Ph	3-heptyl	H	H	
297	Et	Me	2-OMe-4-CF ₃ -Ph	dicyclopropylmethyl	H	H	
298	Et	Me	2-OMe-4-CF ₃ -Ph	2-methylbenzyl	H	H	
299	Et	Me	2-OMe-4-CF ₃ -Ph	CH(CH ₂ CH ₂ OCH ₃) ₂	H	H	
300	Et	Me	2-OMe-4-CF ₃ -Ph	1-cyclopropylethyl	H	H	
301	Et	Me	2-OMe-4-CF ₃ -Ph	1-cyclopropylbutyl	H	H	
302	Et	Me	2-OMe-4-CF ₃ -Ph	CH(CH ₂ OMe)Et	H	H	
303	Et	Me	2-OMe-4-CF ₃ -Ph	CH(CH ₂ OMe)Me	H	H	
304	Et	Me	2-OMe-4-CF ₃ -Ph	CH(CH ₂ OMe) ₂	H	H	
305	Et	Me	2-OMe-4-CF ₃ -Ph	1-cyclobutylethyl	H	H	
306	Et	Me	2-OMe-4-CF ₃ -Ph	1-cyclobutylpropyl	H	H	

307	Et	Me	2-OMe-4-CF ₃ -Ph	CH(CH ₂ CH=CH ₂) ₂	H	H	
308	Et	Me	2-OMe-4-CF ₃ -Ph	CH(Et)Pr	H	H	
309	Et	Me	2-OMe-4-CF ₃ -Ph	CH(i-Pr)Et	H	H	
310	Et	Me	2-OMe-4-CF ₃ -Ph	CH(i-Pr)Pr	H	H	
311	Et	Me	2-OMe-4-CF ₃ -Ph	CH(i-Pr)CH ₂ OMe	H	H	
312	Et	Me	2-OMe-4-CF ₃ -Ph	1-cyclobutylbutyl	H	H	
313	Et	Me	2-OMe-4-CF ₃ -Ph	CH(cBu)CH ₂ OMe	H	H	
314	Et	Me	2-OMe-4-CF ₃ -Ph	CH(cPr)CH ₂ OMe	H	H	
315	Et	Me	2-Cl-4-OCF ₃ -Ph	3-pentyl	H	H	
316	Et	Me	2-Cl-4-OCF ₃ -Ph	4-heptyl	H	H	
317	Et	Me	2-Cl-4-OCF ₃ -Ph	2-pentyl	H	H	
318	Et	Me	2-Cl-4-OCF ₃ -Ph	CH(CH ₂ OMe)Pr	H	H	
319	Et	Me	2-Cl-4-OCF ₃ -Ph	1-cyclopropylpropyl	H	H	
320	Et	Me	2-Cl-4-OCF ₃ -Ph	3-heptyl	H	H	
321	Et	Me	2-Cl-4-OCF ₃ -Ph	dicyclopropylmethyl	H	H	
322	Et	Me	2-Cl-4-OCF ₃ -Ph	2-methylbenzyl	H	H	
323	Et	Me	2-Cl-4-OCF ₃ -Ph	CH(CH ₂ CH ₂ OCH ₃) ₂	H	H	
324	Et	Me	2-Cl-4-OCF ₃ -Ph	1-cyclopropylethyl	H	H	
325	Et	Me	2-Cl-4-OCF ₃ -Ph	1-cyclopropylbutyl	H	H	
326	Et	Me	2-Cl-4-OCF ₃ -Ph	CH(CH ₂ OMe)Et	H	H	
327	Et	Me	2-Cl-4-OCF ₃ -Ph	CH(CH ₂ OMe)Me	H	H	
328	Et	Me	2-Cl-4-OCF ₃ -Ph	CH(CH ₂ OMe) ₂	H	H	
329	Et	Me	2-Cl-4-OCF ₃ -Ph	1-cyclobutylethyl	H	H	
330	Et	Me	2-Cl-4-OCF ₃ -Ph	1-cyclobutylpropyl	H	H	
331	Et	Me	2-Cl-4-OCF ₃ -Ph	CH(CH ₂ CH=CH ₂) ₂	H	H	
332	Et	Me	2-Cl-4-OCF ₃ -Ph	CH(Et)Pr	H	H	
333	Et	Me	2-Cl-4-OCF ₃ -Ph	CH(i-Pr)Et	H	H	
334	Et	Me	2-Cl-4-OCF ₃ -Ph	CH(i-Pr)Pr	H	H	
335	Et	Me	2-Cl-4-OCF ₃ -Ph	CH(i-Pr)CH ₂ OMe	H	H	
336	Et	Me	2-Cl-4-OCF ₃ -Ph	1-cyclobutylbutyl	H	H	
337	Et	Me	2-Cl-4-OCF ₃ -Ph	CH(cBu)CH ₂ OMe	H	H	
338	Et	Me	2-Cl-4-OCF ₃ -Ph	CH(cPr)CH ₂ OMe	H	H	
339	Et	Me	2-Cl-4,5-(OMe) ₂ -Ph	3-pentyl	H	H	
340	Et	Me	2-Cl-4,5-(OMe) ₂ -Ph	4-heptyl	H	H	
341	Et	Me	2-Cl-4,5-(OMe) ₂ -Ph	2-pentyl	H	H	
342	Et	Me	2-Cl-4,5-(OMe) ₂ -Ph	CH(CH ₂ OMe)Pr	H	H	
343	Et	Me	2-Cl-4,5-(OMe) ₂ -Ph	1-cyclopropylpropyl	H	H	
344	Et	Me	2-Cl-4,5-(OMe) ₂ -Ph	3-heptyl	H	H	
345	Et	Me	2-Cl-4,5-(OMe) ₂ -Ph	dicyclopropylmethyl	H	H	
346	Et	Me	2-Cl-4,5-(OMe) ₂ -Ph	2-methylbenzyl	H	H	
347	Et	Me	2-Cl-4,5-(OMe) ₂ -Ph	CH(CH ₂ CH ₂ OCH ₃) ₂	H	H	
348	Et	Me	2-Cl-4,5-(OMe) ₂ -Ph	1-cyclopropylethyl	H	H	
349	Et	Me	2-Cl-4,5-(OMe) ₂ -Ph	1-cyclopropylbutyl	H	H	
350	Et	Me	2-Cl-4,5-(OMe) ₂ -Ph	CH(CH ₂ OMe)Et	H	H	
351	Et	Me	2-Cl-4,5-(OMe) ₂ -Ph	CH(CH ₂ OMe)Me	H	H	

352	Et	Me	2-Cl-4,5-(OMe) ₂ -Ph	CH(CH ₂ OMe) ₂	H	H	
353	Et	Me	2-Cl-4,5-(OMe) ₂ -Ph	1-cyclobutylethyl	H	H	
354	Et	Me	2-Cl-4,5-(OMe) ₂ -Ph	1-cyclobutylpropyl	H	H	
355	Et	Me	2-Cl-4,5-(OMe) ₂ -Ph	CH(CH ₂ CH=CH ₂) ₂	H	H	
356	Et	Me	2-Cl-4,5-(OMe) ₂ -Ph	CH(Et)Pr	H	H	
357	Et	Me	2-Cl-4,5-(OMe) ₂ -Ph	CH(i-Pr)Et	H	H	
358	Et	Me	2-Cl-4,5-(OMe) ₂ -Ph	CH(i-Pr)Pr	H	H	
359	Et	Me	2-Cl-4,5-(OMe) ₂ -Ph	CH(i-Pr)CH ₂ OMe	H	H	
360	Et	Me	2-Cl-4,5-(OMe) ₂ -Ph	1-cyclobutylbutyl	H	H	
361	Et	Me	2-Cl-4,5-(OMe) ₂ -Ph	CH(cBu)CH ₂ OMe	H	H	
362	Et	Me	2-Cl-4,5-(OMe) ₂ -Ph	CH(cPr)CH ₂ OMe	H	H	
363	Et	Me	2,4-(OMe) ₂ -Ph	3-pentyl	H	H	
364	Et	Me	2,4-(OMe) ₂ -Ph	4-heptyl	H	H	
365	Et	Me	2,4-(OMe) ₂ -Ph	2-pentyl	H	H	
366	Et	Me	2,4-(OMe) ₂ -Ph	CH(CH ₂ OMe)Pr	H	H	
367	Et	Me	2,4-(OMe) ₂ -Ph	1-cyclopropylpropyl	H	H	
368	Et	Me	2,4-(OMe) ₂ -Ph	3-heptyl	H	H	
369	Et	Me	2,4-(OMe) ₂ -Ph	dicyclopropylmethyl	H	H	
370	Et	Me	2,4-(OMe) ₂ -Ph	2-methylbenzyl	H	H	
371	Et	Me	2,4-(OMe) ₂ -Ph	CH(CH ₂ CH ₂ OCH ₃) ₂	H	H	
372	Et	Me	2,4-(OMe) ₂ -Ph	1-cyclopropylethyl	H	H	
373	Et	Me	2,4-(OMe) ₂ -Ph	1-cyclopropylbutyl	H	H	
374	Et	Me	2,4-(OMe) ₂ -Ph	CH(CH ₂ OMe)Et	H	H	
375	Et	Me	2,4-(OMe) ₂ -Ph	CH(CH ₂ OMe)Me	H	H	
376	Et	Me	2,4-(OMe) ₂ -Ph	CH(CH ₂ OMe) ₂	H	H	
377	Et	Me	2,4-(OMe) ₂ -Ph	1-cyclobutylethyl	H	H	
378	Et	Me	2,4-(OMe) ₂ -Ph	1-cyclobutylpropyl	H	H	
379	Et	Me	2,4-(OMe) ₂ -Ph	CH(CH ₂ CH=CH ₂) ₂	H	H	
380	Et	Me	2,4-(OMe) ₂ -Ph	CH(Et)Pr	H	H	
381	Et	Me	2,4-(OMe) ₂ -Ph	CH(i-Pr)Et	H	H	
382	Et	Me	2,4-(OMe) ₂ -Ph	CH(i-Pr)Pr	H	H	
383	Et	Me	2,4-(OMe) ₂ -Ph	CH(i-Pr)CH ₂ OMe	H	H	
384	Et	Me	2,4-(OMe) ₂ -Ph	1-cyclobutylbutyl	H	H	
385	Et	Me	2,4-(OMe) ₂ -Ph	CH(cBu)CH ₂ OMe	H	H	
386	Et	Me	2,4-(OMe) ₂ -Ph	CH(cPr)CH ₂ OMe	H	H	
387	Et	Me	2-Cl-4-OEt-Ph	3-pentyl	H	H	
388	Et	Me	2-Cl-4-OEt-Ph	4-heptyl	H	H	
389	Et	Me	2-Cl-4-OEt-Ph	2-pentyl	H	H	
390	Et	Me	2-Cl-4-OEt-Ph	CH(CH ₂ OMe)Pr	H	H	
391	Et	Me	2-Cl-4-OEt-Ph	1-cyclopropylpropyl	H	H	
392	Et	Me	2-Cl-4-OEt-Ph	3-heptyl	H	H	
393	Et	Me	2-Cl-4-OEt-Ph	dicyclopropylmethyl	H	H	
394	Et	Me	2-Cl-4-OEt-Ph	2-methylbenzyl	H	H	
395	Et	Me	2-Cl-4-OEt-Ph	CH(CH ₂ CH ₂ OCH ₃) ₂	H	H	
396	Et	Me	2-Cl-4-OEt-Ph	1-cyclopropylethyl	H	H	

397	Et	Me	2-Cl-4-OEt-Ph	1-cyclopropylbutyl	H	H	
398	Et	Me	2-Cl-4-OEt-Ph	CH(CH ₂ OMe)Et	H	H	
399	Et	Me	2-Cl-4-OEt-Ph	CH(CH ₂ OMe)Me	H	H	
400	Et	Me	2-Cl-4-OEt-Ph	CH(CH ₂ OMe) ₂	H	H	
401	Et	Me	2-Cl-4-OEt-Ph	1-cyclobutylethyl	H	H	
402	Et	Me	2-Cl-4-OEt-Ph	1-cyclobutylpropyl	H	H	
403	Et	Me	2-Cl-4-OEt-Ph	CH(CH ₂ CH=CH ₂) ₂	H	H	
404	Et	Me	2-Cl-4-OEt-Ph	CH(Et)Pr	H	H	
405	Et	Me	2-Cl-4-OEt-Ph	CH(i-Pr)Et	H	H	
406	Et	Me	2-Cl-4-OEt-Ph	CH(i-Pr)Pr	H	H	
407	Et	Me	2-Cl-4-OEt-Ph	CH(i-Pr)CH ₂ OMe	H	H	
408	Et	Me	2-Cl-4-OEt-Ph	1-cyclobutylbutyl	H	H	
409	Et	Me	2-Cl-4-OEt-Ph	CH(cBu)CH ₂ OMe	H	H	
410	Et	Me	2-Cl-4-OEt-Ph	CH(cPr)CH ₂ OMe	H	H	
411	Et	Me	2,4-Me ₂ -pyrid-3-yl	3-pentyl	H	H	
412	Et	Me	2,4-Me ₂ -pyrid-3-yl	4-heptyl	H	H	
413	Et	Me	2,4-Me ₂ -pyrid-3-yl	2-pentyl	H	H	
414	Et	Me	2,4-Me ₂ -pyrid-3-yl	CH(CH ₂ OMe)Pr	H	H	
415	Et	Me	2,4-Me ₂ -pyrid-3-yl	1-cyclopropylpropyl	H	H	
416	Et	Me	2,4-Me ₂ -pyrid-3-yl	3-heptyl	H	H	
417	Et	Me	2,4-Me ₂ -pyrid-3-yl	dicyclopropylmethyl	H	H	
418	Et	Me	2,4-Me ₂ -pyrid-3-yl	2-methylbenzyl	H	H	
419	Et	Me	2,4-Me ₂ -pyrid-3-yl	CH(CH ₂ CH ₂ OCH ₃) ₂	H	H	
420	Et	Me	2,4-Me ₂ -pyrid-3-yl	1-cyclopropylethyl	H	H	
421	Et	Me	2,4-Me ₂ -pyrid-3-yl	1-cyclopropylbutyl	H	H	
422	Et	Me	2,4-Me ₂ -pyrid-3-yl	CH(CH ₂ OMe)Et	H	H	
423	Et	Me	2,4-Me ₂ -pyrid-3-yl	CH(CH ₂ OMe)Me	H	H	
424	Et	Me	2,4-Me ₂ -pyrid-3-yl	CH(CH ₂ OMe) ₂	H	H	
425	Et	Me	2,4-Me ₂ -pyrid-3-yl	1-cyclobutylethyl	H	H	
426	Et	Me	2,4-Me ₂ -pyrid-3-yl	1-cyclobutylpropyl	H	H	
427	Et	Me	2,4-Me ₂ -pyrid-3-yl	CH(CH ₂ CH=CH ₂) ₂	H	H	
428	Et	Me	2,4-Me ₂ -pyrid-3-yl	CH(Et)Pr	H	H	
429	Et	Me	2,4-Me ₂ -pyrid-3-yl	CH(i-Pr)Et	H	H	
430	Et	Me	2,4-Me ₂ -pyrid-3-yl	CH(i-Pr)Pr	H	H	
431	Et	Me	2,4-Me ₂ -pyrid-3-yl	CH(i-Pr)CH ₂ OMe	H	H	
432	Et	Me	2,4-Me ₂ -pyrid-3-yl	1-cyclobutylbutyl	H	H	
433	Et	Me	2,4-Me ₂ -pyrid-3-yl	CH(cBu)CH ₂ OMe	H	H	
434	Et	Me	2,4-Me ₂ -pyrid-3-yl	CH(cPr)CH ₂ OMe	H	H	
435	Et	Me	2-Me-4-OMe-5-F-Ph	4-heptyl	H	H	
436	Et	Me	2-Me-4-OMe-5-F-Ph	3-heptyl	H	H	

Also provided herein are pharmaceutical compositions comprising compounds of this invention and a pharmaceutically

acceptable carrier, which are media generally accepted in the art for the delivery of biologically active agents to animals, in particular, mammals. Pharmaceutically acceptable carriers are formulated according to a number of factors well
5 within the purview of those of ordinary skill in the art to determine and account for. These include, without limitation: the type and nature of the active agent being formulated; the subject to which the agent-containing composition is to be administered; the intended route of
10 administration of the composition; and, the therapeutic indication being targeted. Pharmaceutically acceptable carriers include both aqueous and non-aqueous liquid media, as well as a variety of solid and semi-solid dosage forms. Such carriers can include a number of different ingredients
15 and additives in addition to the active agent, such additional ingredients being included in the formulation for a variety of reasons, e.g., stabilization of the active agent, well known to those of ordinary skill in the art. Descriptions of suitable pharmaceutically acceptable
20 carriers, and factors involved in their selection, are found in a variety of readily available sources, e.g., *Remington's Pharmaceutical Sciences*, 17th ed., Mack Publishing Company, Easton, PA, 1985, the contents of which are incorporated herein by reference.

25

This invention thus further provides a method of treating a subject afflicted with a disorder characterized by CRF overexpression, such as those described hereinabove, which comprises administering to the subject a pharmaceutical
30 composition provided herein. Such compositions generally comprise a therapeutically effective amount of a compound provided herein, that is, an amount effective to ameliorate, lessen or inhibit disorders characterized by CRF overexpression. Such amounts typically comprise from about
35 0.1 to about 1000 mg of the compound per kg of body weight of the subject to which the composition is administered. Therapeutically effective amounts can be administered

according to any dosing regimen satisfactory to those of ordinary skill in the art.

Administration is, for example, by various parenteral
5 means. Pharmaceutical compositions suitable for parenteral
administration include various aqueous media such as aqueous
dextrose and saline solutions; glycol solutions are also
useful carriers, and preferably contain a water soluble salt
of the active ingredient, suitable stabilizing agents, and if
10 necessary, buffer substances. Antioxidizing agents, such as
sodium bisulfite, sodium sulfite, or ascorbic acid, either
alone or in combination, are suitable stabilizing agents;
also used are citric acid and its salts, and EDTA. In
addition, parenteral solutions can contain preservatives such
15 as benzalkonium chloride, methyl- or propyl-paraben, and
chlorobutanol.

Alternatively, compositions can be administered orally
in solid dosage forms, such as capsules, tablets and powders;
20 or in liquid forms such as elixirs, syrups, and/or
suspensions. Gelatin capsules can be used to contain the
active ingredient and a suitable carrier such as but not
limited to lactose, starch, magnesium stearate, stearic acid,
or cellulose derivatives. Similar diluents can be used to
25 make compressed tablets. Both tablets and capsules can be
manufactured as sustained release products to provide for
continuous release of medication over a period of time.
Compressed tablets can be sugar-coated or film-coated to mask
any unpleasant taste, or used to protect the active
30 ingredients from the atmosphere, or to allow selective
disintegration of the tablet in the gastrointestinal tract.

This invention is described in the following examples,
which those of ordinary skill in the art will readily
35 understand are not limiting on the invention as defined in
the claims which follow thereafter.

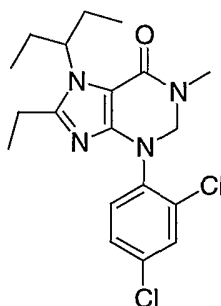
Examples

Abbreviations used in the Examples are defined as follows: "1 x" for once, "2 x" for twice, "3 x" for thrice, "°C" for degrees Celsius, "eq" for equivalent or equivalents, "g" for gram or grams, "mg" for milligram or milligrams, "mL" for milliliter or milliliters, μL for microliters, "¹H" for proton, "h" for hour or hours, "M" for molar, "min" for minute or minutes, "MHz" for megahertz, "MS" for mass spectroscopy, "NMR" for nuclear magnetic resonance spectroscopy, "rt" for room temperature, "tlc" for thin layer chromatography, "v/v" for volume to volume ratio, " α ", " β ", "R" and "S" are stereochemical designations familiar to those skilled in the art.

15

Example 1

3-(2,4-dichlorophenyl)-8-ethyl-1-methyl-7-(3-pentyl)-1,2,3,7-tetrahydro-6H-purin-6-one



20

A. N-(2,4-dichlorophenyl)-N'-methyl-urea

A cooled (0 °C) solution of methylamine in EtOH (50 mL, 400 mmol, 8.0 M) in anhydrous THF (300 mL) was treated with 2,4-dichlorophenylisocyanate (25.0 g, 133 mmol). The cooling bath was removed and the mixture was warmed to 65 °C for 20 min. The reaction mixture was then cooled to 0 °C. The solid was collected on a Buchner funnel, washed with cold

ether, and dried under vacuum to afford N-(2,4-dichlorophenyl)-N'-methyl-urea (21.7 g, 74% yield) as a colorless solid: mp 213.5-214.5 °C; ¹H NMR (300 MHz, DMSO-d₆) δ 8.17 (d, *J* = 9.2 Hz, 1 H), 8.11 (s, 1 H), 7.55 (d, *J* = 2.5 Hz, 1 H), 7.32 (dd, *J* = 8.8, 2.6 Hz, 1 H), 6.91 (d, *J* = 4.8 Hz, 1 H), 2.65 (d, *J* = 4.4 Hz, 3 H); LRMS (APCI) *m/e* 259.9 [(M+H+CH₃CN)⁺, calcd for C₁₀H₁₂N₃OCl₂, 260.0].

10 B. 6-amino-1-(2,4-dichlorophenyl)-3-methyl-2,4(1*H*,3*H*)-pyrimidinedione

A solution of N-(2,4-dichlorophenyl)-N'-methyl-urea (12.0 g, 54.8 mmol) in acetic anhydride (100 mL) was treated with cyanoacetic acid (5.6 g, 65.8 mmol). The reaction mixture was heated at 85 °C for 2.5 h. Additional cyanoacetic acid (0.90 g, 11.0 mmol) was added and the reaction mixture was stirred for 45 min. A third portion of cyanoacetic acid (0.45 g, 5.5 mmol) was added and the reaction mixture was stirred for 30 min. Excess acetic anhydride was distilled off under reduced pressure at a temperature not higher than 70 °C. The residue was treated with 20% aqueous sodium hydroxide (95 mL) in portions. During the addition a spontaneous increase in temperature (65-70 °C) occurred. The reaction mixture was heated at 60 °C for 1 h during which time the product precipitated. The reaction mixture was then cooled to 0 °C. The precipitate was collected on a Buchner funnel, washed with cold water, and dried at 55 °C under vacuum. The crude product was triturated in hot toluene (stirred for 1 h at 110 °C), and the solid was immediately collected on a Buchner funnel then dried under vacuum to afford a pale yellow solid (8.46 g, 54% yield): mp 249-251 °C; ¹H NMR (300 MHz, DMSO-d₆) δ 7.89 (d, *J* = 1.8 Hz, 1 H), 7.59 (d, *J* = 1.8 Hz, 2 H), 6.44 (s br, 1 H), 4.79 (s, 1 H), 3.09 (s, 3 H); LRMS (APCI) *m/e* 286.0 [(M+H)⁺, calcd for C₁₁H₁₀N₃O₂Cl₂, 286.0].

C. 6-amino-1-(2,4-dichlorophenyl)-3-methyl-5-nitroso-2,4(1H,3H)-pyrimidinedione

To a suspension of the intermediate produced in Part B
5 (8.0 g, 28.0 mmol) in H₂O (65 mL) and acetic acid (3.5 mL)
was added NaNO₂ (2.12 g, 30.8 mmol) in portions. The
reaction mixture was heated at 50 °C for 2 h during which
time a purple color formed indicating formation of the
nitroso derivative. Additional NaNO₂ (2.12 g, 30.8 mmol) was
10 added and the reaction mixture was stirred at 65 °C for an
additional 2 h. Additional NaNO₂ (300 mg, 4.35 mmol) was
added and the reaction mixture was heated at 75 °C for
another 1 h. The suspension was then cooled to 0 °C. The
solid was collected on a Buchner funnel, washed with cold
15 water, and dried under vacuum at 60 °C overnight to afford
the nitroso derivative as a purple solid (7.78 g, 88% yield)
which was used directly in the next step without further
purification: mp 230-232 °C; ¹H NMR (300 MHz, DMSO-d₆) δ
12.62 (s, 1 H), 8.70 (s, 1 H), 7.98 (s, 1 H), 7.68 (s, 2 H),
20 3.32 (s, 3 H); LRMS (APCI) m/e 314.9 [(M+H)⁺, calcd for
C₁₁H₉N₄O₃Cl₂, 315.0].

D. 5,6-diamino-1-(2,4-dichlorophenyl)-3-methyl-2,4(1H,3H)-
pyrimidinedione

25

To a suspension of finely ground material which was
produced in Part C (7.32 g, 23.2 mmol) in 25% NH₄OH (60 mL)
was added in portions Na₂S₂O₄ (20.0g, 116 mmol). A mildly
exothermic reaction occurred. After the addition was
30 complete, the reaction mixture was heated at 50 °C for 2.5 h.
The purple color gradually disappeared. The reaction mixture
was cooled to 0 °C. The solid was collected on a Buchner
funnel, washed with cold water, then dried under vacuum
overnight at 60 °C to afford a pale green solid (6.40 g, 92%
35 yield) which was used directly in the next step without
further purification: mp 170-172.5 °C; ¹H NMR (300 MHz,
DMSO-d₆) δ 7.88 (d, J = 2.2 Hz, 1 H), 7.61-7.53 (m, 2 H),

5.73 (s, 2 H), 3.34 (s, 2 H), 3.15 (s, 3 H); LRMS (APCI) m/e 300.9 [(M+H)⁺, calcd for C₁₁H₁₁H₄O₂Cl₂ 301.0].

5 E. 3-(2,4-dichlorophenyl)-8-ethyl-1-methyl-3,7-dihydro-1H-purine-2,6-dione

A suspension of the product from Part D (4.0 g, 13.3 mmol) in EtOH (32 mL) was treated with triethylorthopropionate (12.8 mL, 63.7 mmol). The reaction mixture was heated at reflux for 6 h during which time the product precipitated from the solution. The reaction mixture was then cooled to 0 °C to achieve complete precipitation. The solid was collected on a Buchner funnel, washed with cold ether, and dried under vacuum to give a colorless solid (2.97 g). The filtrate was concentrated and the residue was purified by column chromatography on silica gel (5% MeOH in CH₂Cl₂) to afford an additional 0.87 g of desired product. The total yield of desired product was 3.84 g (85% yield) as a colorless solid: mp 274.5-275.5 °C; ¹H NMR (300 MHz, CDCl₃) δ 12.53 (s br, 1 H), 7.61 (d, J = 1.8 Hz, 1 H), 7.45-7.38 (m, 2 H), 3.52 (s, 3 H), 2.87 (q, J = 7.3 Hz, 2 H), 1.38 (t, J = 7.7 Hz, 3 H); LRMS (APCI) m/e 339.0 [(M+H)⁺, calcd for C₁₄H₁₃N₄O₂Cl₂ 339.0].

25 F. 3-(2,4-dichlorophenyl)-8-ethyl-1-methyl-7-(3-pentyl)-3,7-dihydro-1H-purine-2,6-dione

Method A

A solution of product from Part E (544 mg, 1.60 mmol) in anhydrous DMF (8 mL) was treated with finely ground K₂CO₃ (662 mg, 4.80 mmol). After stirring 5 min at rt, 3-methanesulfonylpentane (682 μL, 4.48 mmol) was added via syringe and the reaction mixture was heated at 80 °C for 2 h. The mixture was cooled to rt and transferred to a separatory funnel containing ether (120 mL). The organic layer was washed with water (4 x 15 mL), brine (15 mL), dried over

MgSO₄, filtered, and concentrated. The solid residue was crystallized from hexane/ethyl acetate and collected on a Buchner funnel to give a colorless solid (508 mg). The filtrate was concentrated and the residue was purified by
5 column chromatography on silica gel (25% ethyl acetate in hexanes) to give an additional 105 mg of product. The total yield of desired product was 613 mg (94% yield) as a colorless solid: mp 186-187 °C; ¹H NMR (300 MHz, CDCl₃) δ 7.59 (d, *J* = 2.2 Hz, 1 H), 7.44-7.36 (m, 2 H), 4.00-3.90 (m,
10 1 H), 3.45 (s, 3 H), 2.74 (q, *J* = 7.7 Hz, 2 H), 2.39-2.26 (m, 2 H), 2.05-1.92 (m, 2 H), 1.24 (t, *J* = 7.3 Hz, 3 H), 0.83 (t, *J* = 7.3 Hz, 6 H); HRMS (ESI) *m/e* 409.1212 [(M+H)⁺, calcd for C₁₉H₂₃N₄O₂Cl₂, 409.1198].

15

Method B

A solution of product from Part E (100 mg, 0.295 mmol) in anhydrous THF (1.2 mL) was heated to 50 °C. PPh₃ (120 mg, 0.594 mmol) and 3-pentanol (96 μL, 0.889 mmol) were added. After stirring 5 min, DEAD (102 μL, 0.648 mmol) was added
20 rapidly via syringe and the reaction mixture was stirred 15 min at 50 °C. The mixture was cooled to rt and was poured into a separatory funnel containing saturated aqueous NaHCO₃ (15 mL). The aqueous layer was extracted with EtOAc (3 x 15 mL). The combined organic layers were washed with brine,
25 dried over MgSO₄, filtered, and concentrated. The residue was purified by prep plate (two 1000 μM silica gel plates, 60% ethyl acetate/40% hexanes) to afford the desired product (88 mg, 64% yield) as a colorless solid. The spectral data is identical to that reported in method A.

30

G. 4-[(2,4-dichlorophenyl)amino]-2-ethyl-N-methyl-1-(3-pentyl)-1*H*-imidazole-5-carboxamide

The product produced in Part F (268 mg, 0.655 mmol), was
35 dissolved in dioxane (1 mL). EtOH (1 mL) and aqueous NaOH (2

mL, 3 N) were added and the reaction mixture was heated at reflux for 3.5 h. The mixture was cooled to rt and transferred to a separatory funnel containing saturated aqueous NaHCO₃ (15 mL). The aqueous layer was extracted with EtOAc (3 x 15 mL). The combined organic layers were washed with brine, dried over MgSO₄, filtered, and concentrated. The residue was purified by column chromatography on silica gel (30% ethyl acetate in hexanes with 0.2% MeOH) to afford a colorless amorphous solid (120 mg, 48% yield): ¹H NMR (300 MHz, CDCl₃) δ 7.33 (d, *J* = 2.2 Hz, 1 H), 7.07 (dd, *J* = 8.7, 2.5 Hz, 1 H), 6.91 (s br, 1 H), 6.86 (d, *J* = 8.8 Hz, 1 H), 6.20 (s, 1 H), 2.82 (d, *J* = 4.7 Hz, 3 H), 2.74 (q, *J* = 7.4 Hz, 2 H), 1.98–1.86 (m, 4 H), 1.33 (t, *J* = 7.7 Hz, 3 H), 0.86 (t, *J* = 7.7 Hz, 6 H); HRMS (ESI) *m/e* 383.1423 [(M+H)⁺; calcd for C₁₈H₂₅N₄OCl₂, 383.1405].

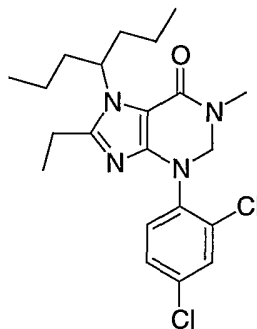
H. 3-(2,4-dichlorophenyl)-8-ethyl-1-methyl-7-(3-pentyl)-1,2,3,7-tetrahydro-6H-purin-6-one

The product produced in Part G (35 mg, 0.091 mmol) was dissolved in toluene (5 mL) and was treated with paraformaldehyde (150 mg) and *p*-TsOH·H₂O (10 mg, 0.053 mmol). The mixture was heated at reflux for 1.25 h in a flask equipped with a Dean-Stark trap. The mixture was cooled to rt, and transferred to a separatory funnel containing saturated aqueous NaHCO₃ (15 mL). The aqueous layer was extracted with EtOAc (3 x 15 mL). The combined organic layers were washed with brine, dried over MgSO₄, filtered, and concentrated. The residue was purified by prep plate (1000 μM silica gel plate, 30% ethyl acetate in hexanes) to afford the title compound (29 mg, 81% yield) as a colorless solid: mp 132–133 °C; ¹H NMR (300 MHz, CDCl₃) δ 7.45 (d, *J* = 2.6 Hz, 1 H), 7.16 (dd, *J* = 8.8, 2.6 Hz, 1 H), 6.99 (d, *J* = 8.8 Hz, 1 H), 4.84 (s, 2 H), 2.95 (s, 3 H), 2.72 (q, *J* = 7.6 Hz, 2 H), 2.35–2.18 (m, 2 H), 1.99–1.90 (m, 2 H), 1.27 (t, *J*

= 7.4 Hz, 3 H), 0.86 (t, $J = 7.4$ Hz, 6 H); HRMS (ESI) m/e 395.1406 [(M+H)⁺, calcd for C₁₉H₂₅N₄OCl₂, 395.1405].

Example 2

5 3-(2,4-dichlorophenyl)-8-ethyl-7-(4-heptyl)-1-methyl-1,2,3,7-tetrahydro-6H-purin-6-one

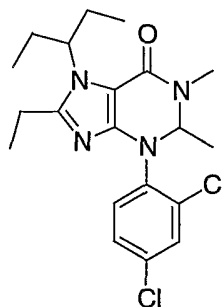


10 Prepared by the method described in example 1 using the appropriate starting materials to give the desired product as a solid: mp 117-118 °C; HRMS (ESI) m/e 423.1736 [(M+H)⁺, calcd for C₂₁H₂₉N₄OCl₂, 423.1718].

15

Example 3

3-(2,4-dichlorophenyl)-1,2-dimethyl-8-ethyl-7-(3-pentyl)-1,2,3,7-tetrahydro-6H-purin-6-one



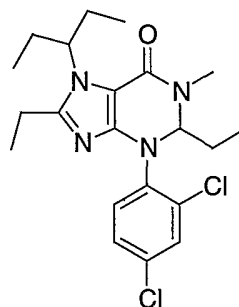
20

Prepared by the method described in example 1 using the appropriate starting materials to give the desired product as

a solid: mp 135-136.5 °C; HRMS (ESI) m/e 409.1581 [(M+H)⁺, calcd for C₂₀H₂₇N₄OCl₂ 409.1562].

Example 4

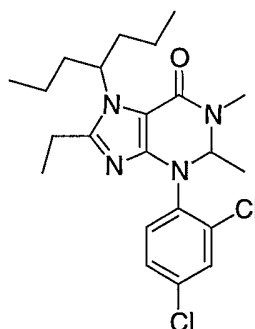
- 5 3-(2,4-dichlorophenyl)-2,8-diethyl-1-methyl-7-(3-pentyl)-1,2,3,7-tetrahydro-6H-purin-6-one



- 10 Prepared by the method described in example 1 using the appropriate starting materials to give the desired product as a solid: colorless oil; HRMS (ESI) m/e 423.1747 [(M+H)⁺, calcd for C₂₁H₂₉N₄OCl₂ 423.1718].

- 15 Example 5

- 3-(2,4-dichlorophenyl)-1,2-dimethyl-8-ethyl-7-(4-heptyl)-1,2,3,7-tetrahydro-6H-purin-6-one



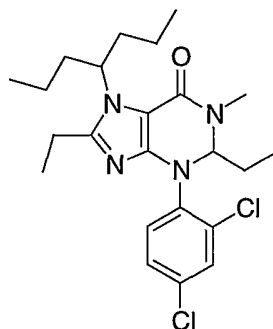
20

Prepared by the method described in example 1 using the appropriate starting materials to give the desired product as

a solid: mp 144-145.5 °C; HRMS (ESI) m/e 437.1871 [(M+H)⁺, calcd for C₂₂H₃₁N₄OCl₂ 437.1875].

Example 6

- 5 3-(2,4-dichlorophenyl)-2,8-diethyl-7-(4-heptyl)-1-methyl-1,2,3,7-tetrahydro-6H-purin-6-one

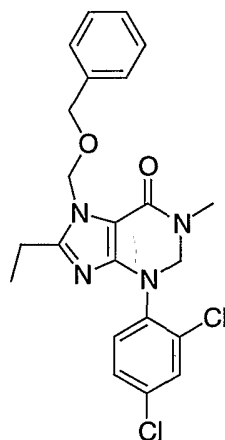


- 10 Prepared by the method described in example 1 using the appropriate starting materials to give the desired product as a colorless solid: mp 116.5-117.5 °C; HRMS (ESI) m/e 451.2040 [(M+H)⁺, calcd for C₂₃H₃₃N₄OCl₂ 451.2031].

15

Example 7

- 7-benzyloxymethyl-3-(2,4-dichlorophenyl)-8-ethyl-1-methyl-1,2,3,7-tetrahydro-6H-purin-6-one



20

A. 7-benzyloxymethyl-3-(2,4-dichlorophenyl)-8-ethyl-1-methyl-3,7-dihydro-1H-purine-2,6-dione

3-(2,4-dichlorophenyl)-8-ethyl-1-methyl-3,7-dihydro-1H-purine-2,6-dione (6.00 g, 17.69 mmol), prepared according to the procedure in example 1, was dissolved in anhydrous DMF (80 mL). K_2CO_3 (6.11 g, 44.23 mmol), Bu_4NI (1.31 g, 3.54 mmol) and BOMCl (4.4 mL, 31.84 mmol) were added and the reaction mixture was heated at 45 °C for 50 min. The reaction mixture was cooled to rt and was stirred with saturated aqueous $NaHCO_3$ (180 mL) for 30 min. The mixture was poured into a separatory funnel containing ether (600 mL). The organic layer was washed with H_2O (4 x 80 mL), brine, dried over $MgSO_4$, filtered, and concentrated. The residue was purified by column chromatography on silica gel (40% ethyl acetate in hexanes) to give 7-benzyloxymethyl-3-(2,4-dichlorophenyl)-8-ethyl-1-methyl-3,7-dihydro-1H-purine-2,6-dione (5.28 g, 65% yield) as an amorphous solid: 1H NMR (300 MHz, $CDCl_3$) δ 7.59 (d, $J = 2.2$ Hz, 1 H), 7.42 (dd, $J = 8.4, 2.2$ Hz, 1 H), 7.37-7.26 (m, 6 H), 5.86 (ABq, $J_{AB} = 11.0$, $\Delta\nu = 39.7$ Hz, 2 H), 4.72 (s, 2 H), 3.46 (s, 3 H), 2.79 (q, $J = 7.7$ Hz, 2 H), 1.25 (t, $J = 7.6$ Hz, 3 H); LRMS (APCI) m/e 459.0 [(M+H) $^+$, calcd for $C_{22}H_{21}N_4O_3Cl_2$ 459.1].

B. 1-benzyloxymethyl-4-[(2,4-dichlorophenyl)amino]-2-ethyl-N-methyl-1H-imidazole-5-carboxamide

7-benzyloxymethyl-3-(2,4-dichlorophenyl)-8-ethyl-1-methyl-3,7-dihydro-1H-purine-2,6-dione (5.20 g, 11.32 mmol) was dissolved in dioxane (25 mL) and the mixture was treated with EtOH (25 mL) and aqueous NaOH (50 mL, 3 N). The reaction mixture was heated at 60 °C for 2 h. The mixture was then cooled to rt and was transferred to a separatory funnel containing saturated aqueous $NaHCO_3$ (100 mL). The aqueous layer was extracted with EtOAc (3 x 100 mL). The combined organic layers were washed with brine, dried over $MgSO_4$, filtered, and concentrated. The residue was purified

by column chromatography on silica gel (40% ethyl acetate in hexanes → 40% ethyl acetate in hexanes with 0.2% MeOH) to afford 1-benzyloxymethyl-4-[(2,4-dichlorophenyl)amino]-2-ethyl-N-methyl-1*H*-imidazole-5-carboxamide (2.90 g, 59% yield) as a light yellow amorphous solid: ¹H NMR (300 MHz, CDCl₃) δ 9.35 (s, 1 H), 8.41 (d, *J* = 8.8 Hz, 1 H), 7.44-7.29 (m, 7 H), 7.16 (dd, *J* = 9.1, 2.5 Hz, 1 H), 5.45 (s, 2 H), 4.63 (s, 2 H), 2.89 (d, *J* = 4.8 Hz, 3 H), 2.65 (q, *J* = 7.7 Hz, 2 H), 1.35 (t, *J* = 7.7 Hz, 3 H); LRMS (APCI) *m/e* 433.1 [(*M*+*H*)⁺, calcd for C₂₁H₂₃N₄O₂Cl₂ 433.1].

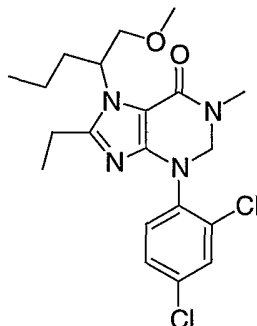
C. 7-benzyloxymethyl-3-(2,4-dichlorophenyl)-8-ethyl-1-methyl-1,2,3,7-tetrahydro-6*H*-purin-6-one

A solution of 1-benzyloxymethyl-4-[(2,4-dichlorophenyl)amino]-2-ethyl-N-methyl-1*H*-imidazole-5-carboxamide (2.70 g, 6.23 mmol) dissolved in toluene (100 mL) was treated with paraformaldehyde (8.0 g) and *p*-TsOH·H₂O (0.67 g, 3.52 mmol). The reaction mixture was heated at reflux for 15 min. The mixture was cooled to rt, and transferred to a separatory funnel containing saturated aqueous NaHCO₃ (150 mL). The aqueous layer was extracted with EtOAc (3 x 100 mL). The combined organic layers were washed with brine, dried over MgSO₄, filtered, and concentrated. The residue was purified by column chromatography on silica gel (40% ethyl acetate in hexanes) to afford 7-benzyloxymethyl-3-(2,4-dichlorophenyl)-8-ethyl-1-methyl-1,2,3,7-tetrahydro-6*H*-purin-6-one (1.6 g, 58% yield) as a colorless amorphous solid: ¹H NMR (300 MHz, CDCl₃) δ 7.46 (d, *J* = 2.2 Hz, 1 H), 7.34-7.29 (m, 5 H), 7.19 (dd, *J* = 8.4, 2.2 Hz, 1 H), 7.03 (d, *J* = 8.8 Hz, 1 H), 5.84 (s, 2 H), 4.85 (s, 2 H), 4.71 (s, 2 H), 2.97 (s, 3 H), 2.77 (q, *J* = 7.7 Hz, 2 H), 1.28 (t, *J* = 7.7 Hz, 3 H); HRMS (ESI) *m/e* 445.1212 [(*M*+*H*)⁺, calcd for C₂₂H₂₃N₄O₂Cl₂ 445.1198].

35

Example 8

3-(2,4-dichlorophenyl)-8-ethyl-7-[1-(methoxymethyl)butyl]-1-methyl-1,2,3,7-tetrahydro-6H-purin-6-one



5

A. 3-(2,4-dichlorophenyl)-8-ethyl-1-methyl-1,2,3,7-tetrahydro-6H-purin-6-one

10 A solution of 7-benzyloxymethyl-3-(2,4-dichlorophenyl)-8-ethyl-1-methyl-1,2,3,7-tetrahydro-6H-purin-6-one (1.3 g, 2.92 mmol), prepared by the method described in example 7, in CHCl_3 (2 mL) was treated with trifluoroacetic acid (15 mL). The solution was heated at 80 °C in a pressure tube for 5 h.

15 The mixture was then cooled to rt and was concentrated. The residue was concentrated from heptane (2 x), transferred into a separatory funnel containing saturated aqueous NaHCO_3 (75 mL), and the aqueous layer was extracted with EtOAc (3 x 50 mL). The combined organic layers were washed with brine,

20 dried over MgSO_4 , filtered, and concentrated. The residue was purified by column chromatography on silica gel (3% methanol in CH_2Cl_2) to furnish 3-(2,4-dichlorophenyl)-8-ethyl-1-methyl-1,2,3,7-tetrahydro-6H-purin-6-one (900 mg, 95% yield) as a colorless solid: mp 200-201 °C; ^1H NMR (300 MHz, CDCl_3)

25 δ 12.05 (s, 1 H), 7.47 (d, $J = 2.2$ Hz, 1 H), 7.20 (dd, $J = 8.8, 2.6$ Hz, 1 H), 7.12 (d, $J = 8.4$ Hz, 1 H), 4.90 (s, 2 H), 3.02 (s, 3 H), 2.79 (q, $J = 7.7$ Hz, 2 H), 1.34 (t, $J = 7.7$ Hz, 3 H); LRMS (APCI) m/e 325.0 [(M+H) $^+$, calcd for $\text{C}_{14}\text{H}_{15}\text{N}_4\text{OCl}_2$ 325.1].

30

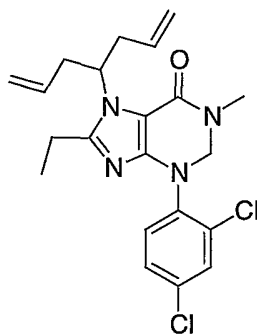
B. 3-(2,4-dichlorophenyl)-8-ethyl-7-[1-(methoxymethyl)butyl]-1-methyl-1,2,3,7-tetrahydro-6H-purin-6-one

A solution of 3-(2,4-dichlorophenyl)-8-ethyl-1-methyl-
5 1,2,3,7-tetrahydro-6H-purin-6-one (80 mg, 0.246 mmol) in anhydrous THF (1.2 mL) was heated to 50 °C. PPh₃ (100 mg, 0.492 mmol) and 1-methoxy-2-pentanol (87 mg, 0.738 mmol) were added. After stirring 5 min, DEAD (85 µL, 0.541 mmol) was added rapidly via syringe and the reaction mixture was
10 stirred 25 min at 50 °C. The mixture was cooled to rt and was poured into a separatory funnel containing saturated aqueous NaHCO₃ (15 mL). The aqueous layer was extracted with EtOAc (3 x 15 mL). The combined organic layers were washed with brine, dried over MgSO₄, filtered, and concentrated.
15 Purification of the residue by prep plates (1000 µM silica gel plates, 50% ethyl acetate/50% hexanes) followed by further purification by reverse phase HPLC furnished the title compound (59 mg, 56% yield) as a colorless oil: ¹H NMR (300 MHz, CDCl₃) δ 7.45 (d, *J* = 2.2 Hz, 1 H), 7.18 (dd, *J* =
20 8.5, 2.2 Hz, 1 H), 7.07 (d, *J* = 8.4 Hz, 1 H), 4.84 (ABq, *J* = 11.4, Δ*v* = 46.9 Hz, 2 H), 4.24-4.17 (m, 2 H), 3.79-3.74 (m, 1 H), 3.32 (s, 3 H), 2.96 (s, 3 H), 2.75 (q, *J* = 7.7 Hz, 2 H), 2.21-2.05 (m, 1 H), 1.95-1.81 (m, 1 H), 1.30-1.20 (m, 5 H), 0.92 (t, *J* = 7.0 Hz, 3 H); HRMS (ESI) *m/e* 425.1519 [(M+H)⁺,
25 calcd for C₂₀H₂₆N₄O₂Cl₂ 425.1511].

Example 9

3-(2,4-dichlorophenyl)-8-ethyl-1-methyl-7-[1-(2-propenyl)-3-butenyl]-1,2,3,7-tetrahydro-6H-purin-6-one

30

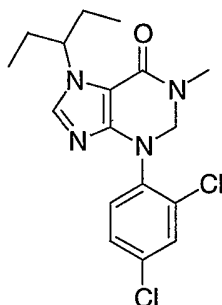


Prepared by the method described in example 8 using the appropriate starting materials except for part " B" to give
5 the desired product. Part " B" was replaced with the following procedure. A solution of 3-(2,4-dichlorophenyl)-8-ethyl-1-methyl-1,2,3,7-tetrahydro-6H-purin-6-one (65 mg, 0.20 mmol) in anhydrous DMF (1.2 mL) was treated with finely ground K_2CO_3 (83 mg, 0.60 mmol). After stirring 5 min at rt,
10 4-methanesulfonyl-1,6-heptadiene (203 μ L, 1.11 mmol) was added via syringe and the reaction mixture was heated at 90 $^{\circ}$ C for 4 h. The mixture was cooled to rt and transferred to a separatory funnel containing ether (50 mL). The organic layer was washed with water (4 x 15 mL), brine (15 mL), dried
15 over $MgSO_4$, filtered, and concentrated. Purification of the residue by prep plate (1000 μ M silica gel plate, 25% ethyl acetate in hexanes) followed by further purification by reverse phase HPLC afforded the title compound (15 mg, 18% yield) as a colorless oil; HRMS (ESI) m/e 419.1435 [(M+H) $^+$,
20 calcd for $C_{21}H_{25}N_4OCl_2$, 419.1405].

Example 10

3-(2,4-dichlorophenyl)-1-methyl-7-(3-pentyl)-1,2,3,7-tetrahydro-6H-purin-6-one

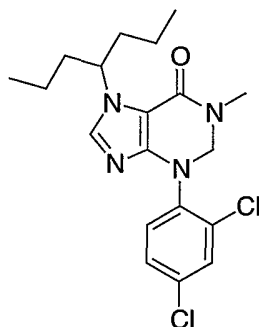
25



Prepared by the method described in example 1 using the appropriate starting materials to give the desired product as a colorless oil: HRMS (CI) m/e 366.1004 [M^+ , calcd for $C_{17}H_{20}N_4OCl_2$ 366.1014].

Example 11

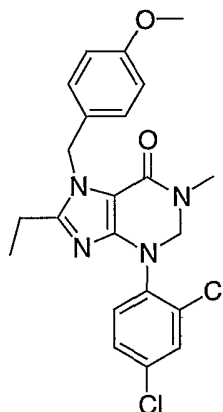
10 3-(2,4-dichlorophenyl)-7-(4-heptyl)-1-methyl-1,2,3,7-tetrahydro-6H-purin-6-one



15 Prepared by the method described in example 1 using the appropriate starting materials to give the desired product as a colorless oil: HRMS (ESI) m/e 395.1420 [$(M+H)^+$, calcd for $C_{19}H_{25}N_4OCl_2$ 395.1405].

Example 12

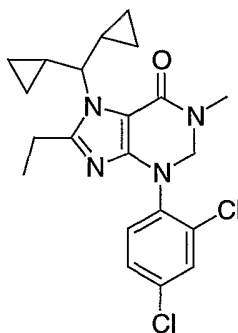
20 3-(2,4-dichlorophenyl)-8-ethyl-7-[(4-methoxyphenyl)methyl]-1-methyl-1,2,3,7-tetrahydro-6H-purin-6-one



Prepared by the method described in example 1 using the appropriate starting materials to give the desired product as a colorless solid: mp 116.5-117.5 °C; HRMS (ESI) m/e 445.1200 [(M+H)⁺, calcd for C₂₂H₂₃N₄O₂Cl₂ 445.1198].

Example 13

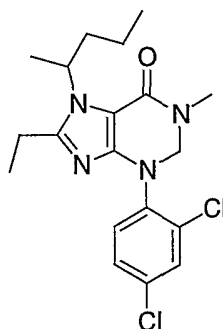
3-(2,4-dichlorophenyl)-7-dicyclopropylmethyl-8-ethyl-1-methyl-1,2,3,7-tetrahydro-6H-purin-6-one



Prepared by the method described in example 8 using the appropriate starting materials to give the desired product as a colorless oil: HRMS (ESI) m/e 419.1402 [(M+H)⁺, calcd for C₂₁H₂₅N₄OCl₂ 419.1405].

Example 14

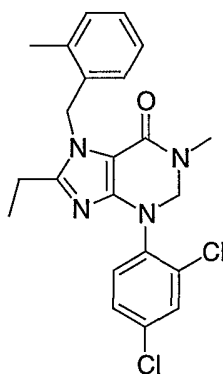
3-(2,4-dichlorophenyl)-8-ethyl-1-methyl-7-(2-pentyl)-1,2,3,7-tetrahydro-6H-purin-6-one



Prepared by the method described in example 8 using the
5 appropriate starting materials to give the desired product as
a colorless oil: HRMS (ESI) m/e 395.1386 [(M+H)⁺, calcd for
C₁₉H₂₅N₄OCl₂ 395.1405].

Example 15

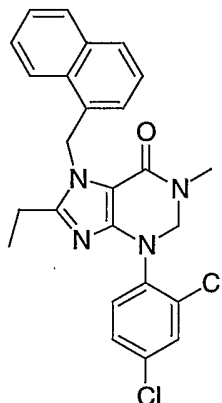
10 3-(2,4-dichlorophenyl)-8-ethyl-1-methyl-7-[(2-
methylphenyl)methyl]-1,2,3,7-tetrahydro-6H-purin-6-one



15 Prepared by the method described in example 8 using the
appropriate starting materials to give the desired product as
a colorless oil: HRMS (ESI) m/e 429.1249 [(M+H)⁺, calcd for
C₂₂H₂₃N₄OCl₂ 429.1249].

Example 16

3-(2,4-dichlorophenyl)-8-ethyl-1-methyl-7-(1-naphthalenylmethyl)-1,2,3,7-tetrahydro-6H-purin-6-one



5

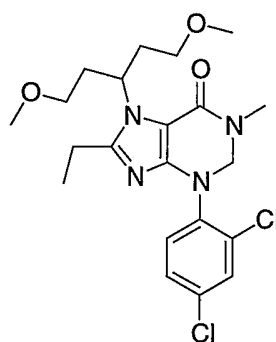
Prepared by the method described in example 8 using the appropriate starting materials to give the desired product as a colorless oil: HRMS (ESI) m/e 465.1248 [(M+H)⁺, calcd for C₂₅H₂₃N₄OCl₂ 465.1249].

10

Example 17

3-(2,4-dichlorophenyl)-8-ethyl-7-[3-methoxy-1-(2-methoxyethyl)propyl]-1-methyl-1,2,3,7-tetrahydro-6H-purin-6-one

15



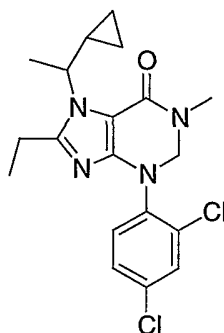
Prepared by the method described in example 8 using the appropriate starting materials to give the desired product as a colorless oil: HRMS (ESI) m/e 456.1637 [(M+H)⁺, calcd for C₂₁H₂₉N₄O₃Cl₂ 456.1616].

20

Example 18

7-(1-cyclopropylethyl)-3-(2,4-dichlorophenyl)-8-ethyl-1-methyl-1,2,3,7-tetrahydro-6H-purin-6-one

5



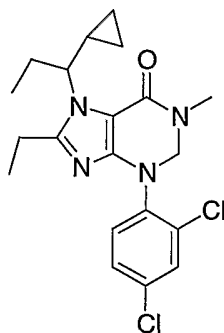
Prepared by the method described in example 8 using the appropriate starting materials to give the desired product as a colorless oil: HRMS (ESI) m/e 393.1244 [(M+H)⁺, calcd for C₁₉H₂₃N₄OCl₂ 393.1249].

10

Example 19

7-(1-cyclopropylpropyl)-3-(2,4-dichlorophenyl)-8-ethyl-1-methyl-1,2,3,7-tetrahydro-6H-purin-6-one

15



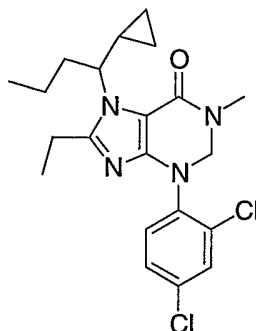
Prepared by the method described in example 8 using the appropriate starting materials to give the desired product as a colorless oil: HRMS (ESI) m/e 407.1423 [(M+H)⁺, calcd for C₂₀H₂₅N₄OCl₂ 407.1405].

20

Example 20

7-(1-cyclopropylbutyl)-3-(2,4-dichlorophenyl)-8-ethyl-1-methyl-1,2,3,7-tetrahydro-6H-purin-6-one

5

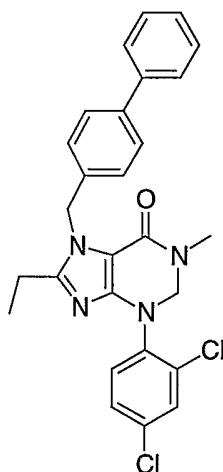


Prepared by the method described in example 8 using the appropriate starting materials to give the desired product as a colorless oil: HRMS (ESI) m/e 421.1567 [(M+H)⁺, calcd for C₂₁H₂₅N₄OCl₂ 421.1562].

Example 21

7-([1,1'-biphenyl]-4-ylmethyl)-3-(2,4-dichlorophenyl)-8-ethyl-1-methyl-1,2,3,7-tetrahydro-6H-purin-6-one

15

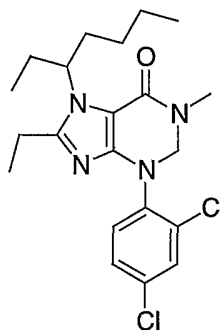


Prepared by the method described in example 8 using the appropriate starting materials to give the desired product as

a colorless solid: mp 216-217 °C; HRMS (ESI) m/e 491.1400 [(M+H)⁺, calcd for C₂₇H₂₅N₄OCl₂ 491.1405].

Example 49

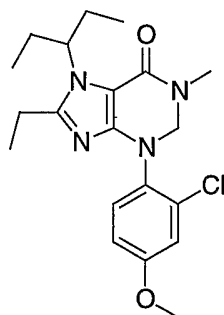
- 5 3-(2,4-dichlorophenyl)-8-ethyl-7-(3-heptyl)-1-methyl-1,2,3,7-tetrahydro-6H-purin-6-one



- 10 Prepared by the method described in example 1 using the appropriate starting materials to give the desired product as a colorless solid: mp 94-95 °C; HRMS (ESI) m/e 423.1723 [(M+H)⁺, calcd for C₂₁H₂₉N₄OCl₂ 423.1718].

- 15 Example 70

3-(2-chloro-4-methoxyphenyl)-8-ethyl-1-methyl-7-(3-pentyl)-1,2,3,7-tetrahydro-6H-purin-6-one



20

Prepared by the method described in example 8 using the appropriate starting materials to give the desired product.

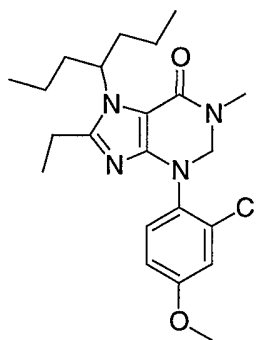
It was necessary to chlorinate the aryl ring after completion of part A (example 1). The following procedure was used.

A suspension of N-(4-methoxyphenyl)-N'-methyl-urea (15.00 g, 83.24 mmol) in CH₃CN (120 mL) was warmed to 65 °C. N-chlorosuccinimide (12.22 g, 91.56 mmol) was added and the reaction mixture was heated at 90 °C for 40 min. The mixture was cooled to 0 °C, and the solid was collected on a Buchner funnel to afford the desired product (13.5 g, 75% yield) as a colorless solid: mp 184-185 °C; ¹H NMR (300 MHz, CDCl₃) δ 7.85 (d, *J* = 9.2 Hz, 1 H), 7.81 (s, 1 H), 7.00 (d, *J* = 2.9 Hz, 1 H), 6.86 (dd, *J* = 9.1, 2.1 Hz, 1 H), 6.58-6.57 (m, 1 H), 3.72 (s, 3 H), 2.63 (d, *J* = 4.8 Hz, 3 H); LRMS (APCI) *m/e* 215.0 [(M+H)⁺, calcd for C₉H₁₂N₂O₂Cl 215.1].

The preparation of example 70 was completed using the method described in example 8 to give the desired product as a colorless oil: HRMS (ESI) *m/e* 391.1904 [(M+H)⁺, calcd for C₂₀H₂₈N₄O₂Cl 391.1901].

Example 71

3-(2-chloro-4-methoxyphenyl)-8-ethyl-7-(4-heptyl)-1-methyl-1,2,3,7-tetrahydro-6H-purin-6-one

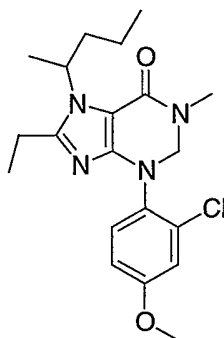


Prepared by the method described in example 9 and the chlorination procedure described in example 70 using the appropriate starting materials to give the desired product as a colorless oil: HRMS (ESI) *m/e* 419.2215 [(M+H)⁺, calcd for C₂₂H₃₂N₄O₂Cl 419.2214].

Example 72

3-(2-chloro-4-methoxyphenyl)-8-ethyl-1-methyl-7-(2-pentyl)-
1,2,3,7-tetrahydro-6H-purin-6-one

5

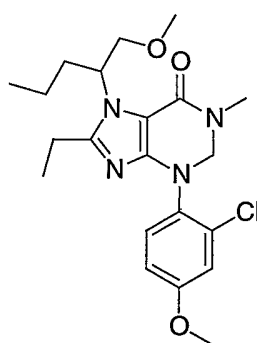


Prepared by the method described in example 70 using the
appropriate starting materials to give the desired product as
10 a colorless oil: HRMS (ESI) m/e 391.1920 [(M+H)⁺, calcd for
 $C_{20}H_{28}N_4O_2Cl$ 391.1901].

Example 73

3-(2-chloro-4-methoxyphenyl)-8-ethyl-7-[1-(methoxymethyl)butyl]-1-methyl-1,2,3,7-tetrahydro-6H-purin-6-one

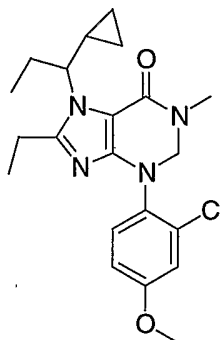
15



20 Prepared by the method described in example 70 using the
appropriate starting materials to give the desired product as
a colorless oil: HRMS (ESI) m/e 421.1871 [(M+H)⁺, calcd for
 $C_{21}H_{30}N_4O_3Cl$ 421.2006].

Example 74

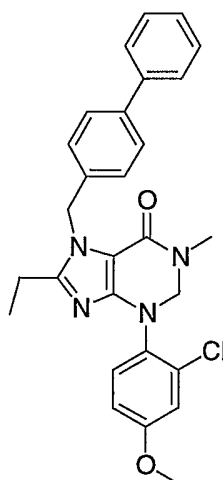
3-(2-chloro-4-methoxyphenyl)-7-(1-cyclopropylpropyl)-8-ethyl-
1-methyl-1,2,3,7-tetrahydro-6H-purin-6-one
5



Prepared by the method described in example 70 using the
appropriate starting materials to give the desired product as
10 a colorless oil: HRMS (ESI) m/e 403.2015 $[(M+H)^+]$, calcd for
 $C_{21}H_{27}N_4O_2Cl$ 403.1901].

Example 75

7-([1,1'-biphenyl]-4-ylmethyl)-3-(2-chloro-4-methoxyphenyl)-
8-ethyl-1-methyl-1,2,3,7-tetrahydro-6H-purin-6-one
15

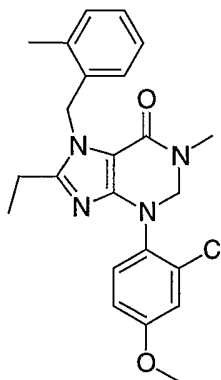


Prepared by the method described in example 70 using the appropriate starting materials to give the desired product as a colorless amorphous solid: HRMS (ESI) m/e 487.1893 [(M+H)⁺, calcd for C₂₈H₂₈N₄O₂Cl 487.1901].

5

Example 77

3-(2-chloro-4-methoxyphenyl)-8-ethyl-1-methyl-7-[(2-methylphenyl)methyl]-1,2,3,7-tetrahydro-6H-purin-6-one



10

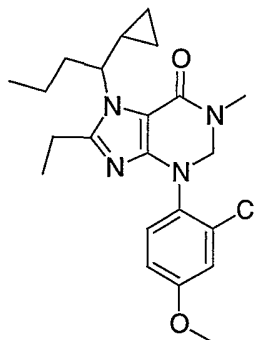
Prepared by the method described in example 70 using the appropriate starting materials to give the desired product as a colorless oil: HRMS (ESI) m/e 425.1738 [(M+H)⁺, calcd for C₂₃H₂₆N₄O₂Cl 425.1744].

15

Example 81

3-(2-chloro-4-methoxyphenyl)-7-(1-cyclopropylbutyl)-8-ethyl-1-methyl-1,2,3,7-tetrahydro-6H-purin-6-one

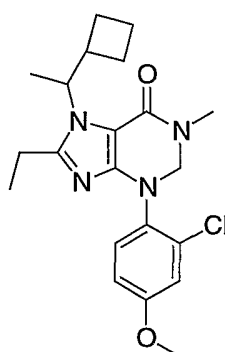
20



Prepared by the method described in example 70 using the appropriate starting materials to give the desired product as a colorless oil: HRMS (ESI) m/e 417.2053 [(M+H)⁺, calcd for C₂₂H₃₀N₄O₂Cl 417.2057].

Example 85

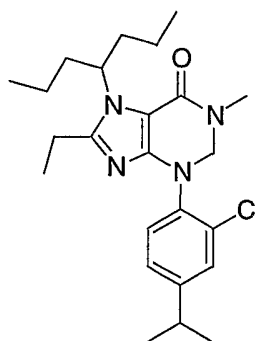
3-(2-chloro-4-methoxyphenyl)-7-(1-cyclobutylethyl)-8-ethyl-1-methyl-1,2,3,7-tetrahydro-6H-purin-6-one



Prepared by the method described in example 70 using the appropriate starting materials to give the desired product as a colorless oil: HRMS (ESI) m/e 403.1915 [(M+H)⁺, calcd for C₂₁H₂₈N₄O₂Cl 403.1901].

Example 116

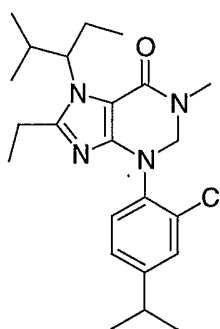
3-[2-chloro-4-isopropylphenyl]-8-ethyl-7-(4-heptyl)-1-methyl-1,2,3,7-tetrahydro-6H-purin-6-one



Prepared by the method described in example 71 using the appropriate starting materials to give the desired product as a colorless oil: HRMS (ESI) m/e 431.2581 [(M+H)⁺, calcd for C₂₄H₃₆N₄OCl 431.2578].

Example 133

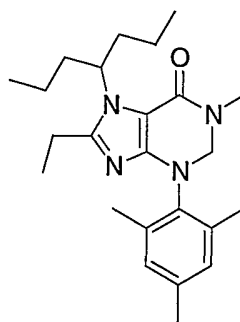
3-[2-chloro-4-(isopropylphenyl)-8-ethyl-7-(1-ethyl-2-methylpropyl)-1-methyl-1,2,3,7-tetrahydro-6H-purin-6-one



Prepared by the method described in example 71 using the appropriate starting materials to give the desired product as a colorless oil: HRMS (ESI) m/e 417.2420 [(M+H)⁺, calcd for C₂₃H₃₄N₄OCl 417.2421].

Example 144

8-ethyl-7-(4-heptyl)-1-methyl-3-(2,4,6-trimethylphenyl)-1,2,3,7-tetrahydro-6H-purin-6-one

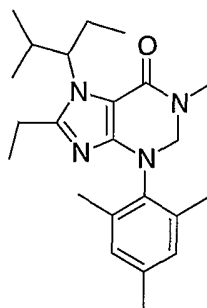


Prepared by the method described in example 9 using the appropriate starting materials to give the desired product as a colorless oil: HRMS (ESI) m/e 397.2965 [(M+H)⁺, calcd for C₂₄H₃₇N₄O 397.2967].

5

Example 161

8-ethyl-7-(1-ethyl-2-methylpropyl)-1-methyl-3-(2,4,6-trimethylphenyl)-1,2,3,7-tetrahydro-6H-purin-6-one



10

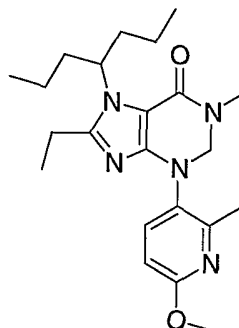
Prepared by the method described in example 9 using the appropriate starting materials to give the desired product as a colorless oil: HRMS (ESI) m/e 383.2808 [(M+H)⁺, calcd for C₂₃H₃₅N₄O 383.2811].

15

Example 196

8-ethyl-7-(4-heptyl)-3-(4-methoxy-2-methylpyrid-3-yl)-1-methyl-1,2,3,7-tetrahydro-6H-purin-6-one

20



A. 8-ethyl-7-(4-heptyl)-3-[(4-methoxyphenyl)methyl]-1-methyl-3,7-dihydro-1*H*-purine-2,6-dione

8-ethyl-7-(4-heptyl)-3-[(4-methoxyphenyl)methyl]-1-methyl-3,7-dihydro-1*H*-purine-2,6-dione was prepared according to the procedure described in example 1 (P = PMB) to give a colorless solid; mp 120.5-121.5 °C; ¹H NMR (300 MHz, CDCl₃) δ 7.56 (d, *J* = 8.4 Hz, 2 H), 6.85 (d, *J* = 8.8 Hz, 2 H), 5.22 (s, 2 H), 4.15-4.04 (m, 1 H), 3.78 (s, 3 H), 3.39 (s, 3 H), 2.78 (q, *J* = 7.4 Hz, 2 H), 2.27-2.18 (m, 2 H), 1.88-1.78 (m, 2 H), 1.41 (t, *J* = 7.4 Hz, 3 H), 1.25-1.00 (m, 4 H), 0.88 (t, *J* = 7.3 Hz, 6 H); LRMS (APCI) *m/e* 825.3 [(2M+H)⁺, calcd for C₄₂H₆₅N₈O₆ 825.5].

15 B. 8-ethyl-7-(4-heptyl)-1-methyl-3,7-dihydro-1*H*-purine-2,6-dione

A solution of 8-ethyl-7-(4-heptyl)-3-[(4-methoxyphenyl)methyl]-1-methyl-3,7-dihydro-1*H*-purine-2,6-dione (4.30 g, 10.4 mmol) in trifluoroacetic acid (20 mL) was heated at 105 °C in a sealed tube for 14 h. The mixture was cooled to rt and concentrated. The residue was transferred to a separatory funnel containing saturated aqueous NaHCO₃ (50 mL) and the aqueous layer was extracted with EtOAc (3 x 25 50 mL). The combined organic layers were washed with brine, dried over MgSO₄, filtered, and concentrated. The residue was purified by column chromatography on silica gel (5% methanol in CH₂Cl₂) to afford 8-ethyl-7-(4-heptyl)-1-methyl-3,7-dihydro-1*H*-purine-2,6-dione (2.96 g, 97% yield) as a colorless solid: mp 152.5-153 °C; ¹H NMR (300 MHz, CDCl₃) δ 12.00 (s, 1 H), 4.20-4.10 (m, 1 H), 3.41 (s, 3 H), 2.94 (q, *J* = 7.3 Hz, 2 H), 2.33-2.19 (m, 2 H), 1.94-1.83 (m, 2 H), 1.42 (t, *J* = 7.4 Hz, 3 H), 1.26-1.06 (m, 4 H), 0.90 (t, *J* = 7.3 Hz, 6 H); LRMS (APCI) *m/e* 293.1 [(M+H)⁺, calcd for C₁₅H₂₅N₄O₂ 293.2].

C. 8-ethyl-7-(4-heptyl)-3-(4-methoxy-2-methylpyrid-3-yl)-1-methyl-3,7-dihydro-1*H*-purine-2,6-dione

8-ethyl-7-(4-heptyl)-1-methyl-3,7-dihydro-1*H*-purine-2,6-dione (3.30 g, 11.3 mmol), 6-methoxy-2-methyl-3-pyridineboronic acid (2.84 g, 17.0 mmol), copper (II) acetate (3.07 g, 17 mmol), and 4 Å powdered molecular sieves (3.0 g) were combined in a 200 mL round bottom flask. CH₂Cl₂ (25 mL) and pyridine (1.81 mL, 22.6 mmol) were added and the reaction mixture was stirred at rt for 2 days. Additional 6-methoxy-2-methyl-3-pyridineboronic acid (1.50 g, 8.98 mmol) and copper (II) acetate (2.0 g, 11.0 mmol) was added and the reaction mixture was stirred at rt for an additional 2 days. The mixture was poured into a separatory funnel containing saturated aqueous NH₄Cl (100 mL) and conc NH₄OH (150 mL). The aqueous layer was extracted with EtOAc (4 x 100 mL). The combined organic layers were washed with brine, dried over MgSO₄, filtered, and concentrated. The residue was purified by column chromatography on silica gel (30% ethyl acetate in hexanes then 75% ethyl acetate/25% hexanes to recover starting material) to furnish 8-ethyl-7-(4-heptyl)-3-(4-methoxy-2-methylpyrid-3-yl)-1-methyl-3,7-dihydro-1*H*-purine-2,6-dione (1.92 g, 41% yield) and recovered starting material (1.72 g, 52% recovery). The product was isolated as a colorless solid: 87-94 °C; ¹H NMR (300 MHz, CDCl₃) δ 7.45 (d, *J* = 8.4 Hz, 1 H), 6.68 (d, *J* = 8.4 Hz, 1 H), 4.17-4.08 (m, 1 H), 3.95 (s, 3 H), 3.47 (s, 3 H), 2.73 (q, *J* = 7.3 Hz, 2 H), 2.32-2.23 (m, 1 H), 2.25 (s, 3 H), 1.98-1.80 (m, 3 H), 1.30-1.05 (m, 4 H), 1.24 (t, *J* = 7.3 Hz, 3 H), 0.94-0.88 (m, 6 H); LRMS (APCI) *m/e* 414.6 [(M+H)⁺, calcd for C₂₂H₃₂N₅O₃ 414.3].

D. 8-ethyl-7-(4-heptyl)-3-(4-methoxy-2-methylpyrid-3-yl)-1-methyl-1,2,3,7-tetrahydro-6*H*-purin-6-one

8-ethyl-7-(4-heptyl)-3-(4-methoxy-2-methylpyrid-3-yl)-1-methyl-3,7-dihydro-1*H*-purine-2,6-dione (1.84 g, 4.46 mmol) was dissolved in THF (50 mL) and was cooled to 0 °C. Lithium

aluminum hydride (8.92 mL, 8.92 mmol, 1 M in THF) was added dropwise via syringe. The cooling bath was removed and the reaction mixture was stirred at rt for 30 min. The reaction mixture was cooled to 0 °C and was quenched by the dropwise
5 addition of H₂O (0.34 mL) followed by 15% aqueous NaOH (0.34 mL) then H₂O (1.02 mL). The mixture was filtered through a pad of Celite and was washed with EtOAc. The filtrate was poured into a separatory funnel containing saturated aqueous NaHCO₃ (50 mL). The layers were separated and the aqueous
10 layer was extracted with EtOAc (3 x 50 mL). The combined organic layers were washed with brine, dried over MgSO₄, filtered, and concentrated. Two major products were formed in the reaction. The crude material was purified by column chromatography on silica gel (30% ethyl acetate in hexanes to
15 elute the higher rf product then 50% ethyl acetate in hexanes to elute the lower rf product) to afford the higher rf product (306 mg) and the lower rf product 2-ethyl-1-(4-heptyl)-4-[(4-methoxy-2-methylpyrid-3-yl)amino]-N-methyl-1H-imidazole-5-carboxamide, 800 mg, 46% yield) as a green oil.
20 The higher rf product was purified further by column chromatography on silica gel (2% MeOH in CH₂Cl₂) to afford 8-ethyl-7-(4-heptyl)-3-(4-methoxy-2-methylpyrid-3-yl)-1-methyl-1,2,3,7-tetrahydro-6H-purin-6-one (240 mg, 14% yield) as a pale green solid.
25 Data for 2-ethyl-1-(4-heptyl)-4-[(4-methoxy-2-methylpyrid-3-yl)amino]-N-methyl-1H-imidazole-5-carboxamide: green oil; ¹H NMR (300 MHz, CDCl₃) δ 7.14 (s br, 1 H), 7.01 (d br, *J* = 7.3 H, 1 H), 6.47 (d, *J* = 8.5 Hz, 1 H), 5.42 (s br, 1 H), 4.15-4.05 (m, 1 H), 3.87 (s, 3 H), 2.77 (d, *J* = 5.1 Hz, 3 H), 2.73
30 (q, *J* = 7.3 Hz, 2 H), 2.45 (s, 3 H), 1.90-1.75 (m, 4 H), 1.31 (t, *J* = 7.3 Hz, 3 H), 1.40-1.23 (m, 2 H), 1.22-1.10 (m, 2 H), 0.91 (t, *J* = 7.4 Hz, 6 H); LRMS (APCI) *m/e* 388.3 [(M+H)⁺, calcd for C₂₁H₃₄N₅O₂ 388.3].
Data for 8-ethyl-7-(4-heptyl)-3-(4-methoxy-2-methylpyrid-3-yl)-1-methyl-1,2,3,7-tetrahydro-6H-purin-6-one: pale green
35 solid; 120-122 °C; ¹H NMR (300 MHz, CDCl₃) δ 7.26 (d, *J* = 8.4 Hz, 1 H), 6.54 (d, *J* = 8.0 Hz, 1 H), 4.64 (s, 2 H), 3.91 (s,

3 H), 2.96 (s, 3 H), 2.68 (q, $J = 7.7$ Hz, 2 H), 2.48 (s, 3 H), 2.30-2.10 (m, 2 H), 1.95-1.80 (m, 2 H), 1.37-1.15 (m, 4 H), 1.24 (t, $J = 7.7$ Hz, 3 H), 0.92 (t, $J = 7.3$ Hz, 6 H); HRMS (ESI) m/e 400.2715 [(M+H)⁺, calcd for C₂₂H₃₄N₅O₂, 400.2713].

5

Utility

CRF-R1 Receptor Binding Assay for the Evaluation of Biological Activity

10

The following is a description of the isolation of cell membranes containing cloned human CRF-R1 receptors for use in the standard binding assay as well as a description of the assay itself.

15

Messenger RNA was isolated from human hippocampus. The mRNA was reverse transcribed using oligo (dt) 12-18 and the coding region was amplified by PCR from start to stop codons. The resulting PCR fragment was cloned into the EcoRV site of pGEMV, from whence the insert was reclaimed using XhoI + XbaI and cloned into the XhoI + XbaI sites of vector pm3ar (which contains a CMV promoter, the SV40 't' splice and early poly A signals, an Epstein-Barr viral origin of replication, and a hygromycin selectable marker). The resulting expression vector, called phchCRFR was transfected in 293EBNA cells and cells retaining the episome were selected in the presence of 400 μ M hygromycin. Cells surviving 4 weeks of selection in hygromycin were pooled, adapted to growth in suspension and used to generate membranes for the binding assay described below. Individual aliquots containing approximately 1×10^8 of the suspended cells were then centrifuged to form a pellet and frozen.

For the binding assay a frozen pellet described above containing 293EBNA cells transfected with hCRFR1 receptors is homogenized in 10 ml of ice cold tissue buffer (50 mM HEPES

35

buffer pH 7.0, containing 10 mM MgCl₂, 2 mM EGTA, 1 µg/l aprotinin, 1 µg/ml leupeptin and 1 µg/ml pepstatin). The homogenate is centrifuged at 40,000 x g for 12 min and the resulting pellet rehomogenized in 10 ml of tissue buffer.
5 After another centrifugation at 40,000 x g for 12 min, the pellet is resuspended to a protein concentration of 360 µg/ml to be used in the assay.

Binding assays are performed in 96 well plates; each well having a 300 µl capacity. To each well is added 50 µl of test drug dilutions (final concentration of drugs range from 10⁻¹⁰ - 10⁻⁵ M), 100 µl of ¹²⁵I-ovine-CRF (¹²⁵I-o-CRF) (final concentration 150 pM) and 150 µl of the cell homogenate described above. Plates are then allowed to
15 incubate at room temperature for 2 hours before filtering the incubate over GF/F filters (presoaked with 0.3% polyethyleneimine) using an appropriate cell harvester. Filters are rinsed 2 times with ice cold assay buffer before removing individual filters and assessing them for
20 radioactivity on a gamma counter.

Curves of the inhibition of ¹²⁵I-o-CRF binding to cell membranes at various dilutions of test drug are analyzed by the iterative curve fitting program LIGAND [P.J. Munson and
25 D. Rodbard, *Anal. Biochem.* 107:220 (1980), which provides K_i values for inhibition which are then used to assess biological activity.

A compound is considered to be active if it has a K_i
30 value of less than about 10000 nM for the inhibition of CRF.

Inhibition of CRF-Stimulated Adenylate Cyclase Activity

Inhibition of CRF-stimulated adenylate cyclase
35 activity can be performed as described by G. Battaglia et al. *Synapse* 1:572 (1987). Briefly, assays are carried out

at 37° C for 10 min in 200 ml of buffer containing 100 mM Tris-HCl (pH 7.4 at 37° C), 10 mM MgCl₂, 0.4 mM EGTA, 0.1% BSA, 1 mM isobutylmethylxanthine (IBMX), 250 units/ml phosphocreatine kinase, 5 mM creatine phosphate, 100 mM
5 guanosine 5'-triphosphate, 100 nM oCRF, antagonist peptides (concentration range 10⁻⁹ to 10⁻⁶m) and 0.8 mg original wet weight tissue (approximately 40-60 mg protein). Reactions are initiated by the addition of 1 mM ATP/³²P]ATP (approximately 2-4 mCi/tube) and terminated by
10 the addition of 100 ml of 50 mM Tris-HCL, 45 mM ATP and 2% sodium dodecyl sulfate. In order to monitor the recovery of cAMP, 1 µl of [³H]cAMP (approximately 40,000 dpm) is added to each tube prior to separation. The separation of [³²P]cAMP from [³²P]ATP is performed by sequential elution
15 over Dowex and alumina columns.

In vivo Biological Assay

The *in vivo* activity of the compounds of the present invention can be assessed using any one of the biological
20 assays available and accepted within the art. Illustrative of these tests include the Acoustic Startle Assay, the Stair Climbing Test, and the Chronic Administration Assay. These and other models useful for the testing of compounds of the present invention have
25 been outlined in C.W. Berridge and A.J. Dunn *Brain Research Reviews* 15:71 (1990).

Compounds may be tested in any species of rodent or small mammal.

Compounds of this invention have utility in the
30 treatment of disorder and imbalances associated with abnormal levels, such as elevated levels due to hypersecretion or overexpression, of corticotropin releasing factor in patients. Thus, the present invention provides methods of treating a mammal having a disorder
35 characterized by hypersecretion or overexpression of corticotropin releasing factor comprising administering to

said mammal a therapeutically effective amount of a compound of Formula (I).

Some disorders characterised by abnormal levels of corticotropin releasing factor include depression, affective disorders, and anxiety. Some other disorders characterized by abnormal levels of CRF include, for example, irritable bowel syndrome, post-traumatic stress disorder, supranuclear palsy, immune suppression, Alzheimer's disease, gastrointestinal disease, anorexia nervosa or other feeding disorder, drug or alcohol withdrawal symptoms, drug addiction, inflammatory disorder, fertility problems, disorders, the treatment of which can be effected or facilitated by antagonizing CRF, including but not limited to disorders induced or facilitated by CRF, or a disorder selected from inflammatory disorders such as rheumatoid arthritis and osteoarthritis, pain, asthma, psoriasis and allergies; generalized anxiety disorder; panic, phobias, obsessive-compulsive disorder; post-traumatic stress disorder; sleep disorders induced by stress; pain perception such as fibromyalgia; mood disorders such as depression, including major depression, single episode depression, recurrent depression, child abuse induced depression, and postpartum depression; dysthymia; bipolar disorders; cyclothymia; fatigue syndrome; stress-induced headache; cancer, human immunodeficiency virus (HIV) infections; neurodegenerative diseases such as Alzheimer's disease, Parkinson's disease and Huntington's disease; gastrointestinal diseases such as ulcers, irritable bowel syndrome, Crohn's disease, spastic colon, diarrhea, and post operative ilius and colonic hypersensitivity associated by psychopathological disturbances or stress; eating disorders such as anorexia and bulimia nervosa; hemorrhagic stress; stress-induced psychotic episodes; euthyroid sick syndrome; syndrome of inappropriate antidiarrhetic hormone (ADH); obesity; infertility; head traumas; spinal cord trauma; ischemic neuronal damage (e.g., cerebral ischemia such as cerebral hippocampal ischemia); excitotoxic neuronal damage; epilepsy; cardiovascular and hear related disorders including

hypertension, tachycardia and congestive heart failure; stroke; immune dysfunctions including stress induced immune dysfunctions (e.g., stress induced fevers, porcine stress syndrome, bovine shipping fever, equine paroxysmal
5 fibrillation, and dysfunctions induced by confinement in chickens, sheering stress in sheep or human-animal interaction related stress in dogs); muscular spasms; urinary incontinence; senile dementia of the Alzheimer's type; multiinfarct dementia; amyotrophic lateral sclerosis;
10 chemical dependencies and addictions (e.g., dependencies on alcohol, cocaine, heroin, benzodiazepines, or other drugs); drug and alcohol withdrawal symptoms; osteoporosis; psychosocial dwarfism and hypoglycemia in a mammal. Thus, compounds provided herein which, because of their antagonism
15 of CRF receptors, can alleviate the effects of CRF overexpression are expected to be useful in treating these and other disorders.

Compounds of this invention can be administered to treat the above disorders by means that produce contact of
20 the active agent with the agent's site of action in the body of a mammal. The compounds can be administered by any conventional means available for use in conjunction with pharmaceuticals either as individual therapeutic agent or in combination of therapeutic agents. They can be
25 administered alone, but will generally be administered with a pharmaceutical carrier selected on the basis of the chosen route of administration and standard pharmaceutical practice.

The dosage administered will vary depending on the use
30 and known factors such as pharmacodynamic character of the particular agent, and its mode and route of administration; the recipient's age, weight, and health; nature and extent of symptoms; kind of concurrent treatment; frequency of treatment; and desired effect. For use in the treatment of
35 said diseases or conditions, the compounds of this invention can be orally administered daily at a dosage of the active ingredient of 0.002 to 200 mg/kg of body weight. Ordinarily,

a dose of 0.01 to 10 mg/kg in divided doses one to four times a day, or in sustained release formulation will be effective in obtaining the desired pharmacological effect.

5 Dosage forms (compositions) suitable for administration contain from about 1 mg to about 100 mg of active ingredient per unit. In these pharmaceutical compositions, the active ingredient will ordinarily be present in an amount of about 0.5 to 95% by weight based on the total weight of the composition.

10 The active ingredient can be administered orally in solid dosage forms, such as capsules, tablets and powders; or in liquid forms such as elixirs, syrups, and/or suspensions. The compounds of this invention can also be administered parenterally in sterile liquid dose
15 formulations.

Gelatin capsules can be used to contain the active ingredient and a suitable carrier such as but not limited to lactose, starch, magnesium stearate, steric acid, or cellulose derivatives. Similar diluents can be used to
20 make compressed tablets. Both tablets and capsules can be manufactured as sustained release products to provide for continuous release of medication over a period of time. Compressed tablets can be sugar-coated or film-coated to mask any unpleasant taste, or used to protect the active
25 ingredients from the atmosphere, or to allow selective disintegration of the tablet in the gastrointestinal tract.

Liquid dose forms for oral administration can contain coloring or flavoring agents to increase patient
30 acceptance.

In general, water, pharmaceutically acceptable oils, saline, aqueous dextrose (glucose), and related sugar solutions and glycols, such as propylene glycol or polyethylene glycol, are suitable carriers for parenteral
35 solutions. Solutions for parenteral administration preferably contain a water soluble salt of the active ingredient, suitable stabilizing agents, and if necessary,

butter substances. Antioxidizing agents, such as sodium bisulfite, sodium sulfite, or ascorbic acid, either alone or in combination, are suitable stabilizing agents. Also used are citric acid and its salts, and EDTA. In
5 addition, parenteral solutions can contain preservatives such as benzalkonium chloride, methyl- or propyl-paraben, and chlorobutanol.

Suitable pharmaceutical carriers are described in "Remington's Pharmaceutical Sciences", A. Osol, a standard
10 reference in the field.

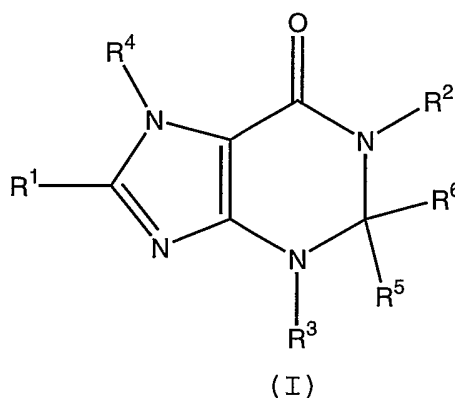
The compounds of this invention may also be used as reagents or standards in the biochemical study of neurological function, dysfunction, and disease.

As those skilled in the art will appreciate, numerous
15 changes and modifications can be made to the preferred embodiments of the invention without departing from the spirit of the invention. It is intended that all such variations fall within the scope of the invention. Throughout this specification, various groupings are employed to
20 conveniently describe constituent variables of compounds and groups of various related moieties. It is specifically intended that each occurrence of such groups throughout this specification include every possible subcombination of the members of the groups, including the individual members
25 thereof.

It is intended that each of the patents, applications, and printed publications mentioned in this patent document be hereby incorporated by reference in its entirety.

What is claimed is:

1. A compound of Formula (I):



or a pharmaceutically acceptable salt form thereof, wherein:

R^1 is H, C_1 - C_4 alkyl substituted with 0-3 X^1 , C_3 - C_8 cycloalkyl substituted with 0-3 X^1 , C_2 - C_4 alkenyl substituted with 0-3 X^1 , or C_2 - C_4 alkynyl substituted with 0-3 X^1 ;

each X^1 is, independently at each occurrence, CN, hydroxy, halo, or C_1 - C_4 alkoxy;

alternatively, R^1 is CN, C_1 - C_4 haloalkyl, C_1 - C_6 alkyl- $NR^{1a}R^{1b}$, $NR^{1a}C(O)R^{1b}$, $C(O)NR^{1a}R^{1b}$, OR^{1a} , $S(O)_nR^{1a}$, or $OC(O)R^{1a}$;

each R^{1a} and R^{1b} is, independently, H, C_1 - C_4 alkyl substituted with 0-3 X^2 , or C_3 - C_6 cycloalkyl substituted with 0-3 X^2 ;

each X^2 is, independently, at each occurrence, CN, hydroxy, halo, or C_1 - C_4 alkoxy;

n is 0, 1 or 2;

R^2 is H, C₁-C₆ alkyl substituted with 0 to 4 X^3 , C₃-C₇ cycloalkyl substituted with 0 to 4 X^3 , C₃-C₆-cycloalkyl-C₁-C₆ alkyl substituted with 0 to 4 X^3 , C₃-C₆-alkenyl substituted with 0 to 4 X^3 , C₃-C₆-alkynyl substituted with 0 to 4 X^3 , aryl substituted with 0 to 4 X^3 , heteroaryl substituted with 0 to 4 X^3 , or C₅-C₈ cycloalkenyl substituted with 0 to 4 X^3 ;

each X^3 is, independently at each occurrence, halogen, OH, C₂-C₄ alkenyl, C₂-C₄ alkynyl, C₂-C₄ cycloalkyl, C₁-C₄ haloalkyl, CO₂R⁷, OC(O)R⁷, COR⁷, OC(O)OR⁷, CO₂H, OR⁷, NR⁸R⁹, NR⁷COR⁹, NHR⁷SO₂R⁹, OC(O)NR⁷R⁸, N(COR⁷)₂, NR⁷CONR⁸R⁹, NR⁷CO₂R⁹, CONR⁷R⁹, S(O)_nR⁷, SO₂NR⁷R⁹, SH, CN, aryl, heteroaryl, or heterocyclyl;

R^3 is aryl substituted with 0-5 X^{Ar} or heteroaryl substituted with 0-4 X^{hAr} ;

each X^{Ar} is, independently at each occurrence, phenyl, C₁-C₆ alkyl, C₃-C₆ cycloalkyl, methylenedioxy, C₁-C₄ alkoxy-C₁-C₄ alkoxy, OR¹⁵, Br, Cl, F, I, C₁-C₄ haloalkyl, CN, NO₂, SH, S(O)_nR¹⁶, COR¹⁵, CO₂R¹⁵, OC(O)R¹⁶, NR²⁰COR¹⁵, N(COR¹⁵)₂, NR²⁰CONR¹⁵R¹⁷, NR²⁰CO₂R¹⁶, NR¹⁵R¹⁷, or CONR¹⁵R¹⁷;

each X^{hAr} is, independently at each occurrence, C₁-C₆ alkyl, C₃-C₆ cycloalkyl, Br, Cl, F, I, C₁-C₄ haloalkyl, CN, nitro, OR¹⁵, SH, S(O)_nR¹⁶, COR¹⁵, CO₂R¹⁵, OC(O)R¹⁶, NR²⁰COR¹⁵, N(COR¹⁵)₂, NR²⁰CONR¹⁵R¹⁷, NR²⁰CO₂R¹⁶, NR¹⁵R¹⁷, CONR¹⁵R¹⁷, R²⁰, CO₂R²¹, COR²¹, or SO₂R²¹;

R^4 is C₁-C₁₀ alkyl substituted with 0-1 X^4 or 0-3 X^5 , C₂-C₁₀ alkenyl substituted with 0-1 X^4 or 0-3 X^5 , C₂-C₁₀

alkynyl substituted with 0-1 X^4 or 0-3 X^5 , C₃-C₈ cycloalkyl substituted with 0-1 X^4 or 0-3 X^5 , C₃-C₆ cycloalkyl-C₁-₆ alkyl substituted with 0-1 X^4 or 0-3 X^5 , C₁-C₄ alkoxy-C₁-₄ alkyl substituted with 0-1 X^4 or 0-3 X^5 , aryl substituted with 0-1 X^4 or 0-3 X^5 , heteroaryl substituted with 0-1 X^4 or 0-3 X^5 , heterocyclyl substituted with 0-1 X^4 or 0-3 X^5 , or aryl-C₁-C₄ alkyl substituted with 0-1 X^4 or 0-3 X^5 ;

each X^4 is, independently at each occurrence, CN, S(O)_nR¹¹, COR¹², CO₂R¹², NR¹³COR¹², N(COR¹²)₂, NR¹³CONR¹²R¹⁴, NR¹³CO₂R¹¹, CONR¹²R¹⁴, 1-naphthalenyl, 1-morpholinyl, 1-piperidinyl, 1-piperazinyl, or C₃-₈ cycloalkyl, wherein 0-1 carbon atoms in said C₃-₈ cycloalkyl is replaced by a group selected from the group consisting of -S(O)_n-, -NR¹²-, -NCO₂R¹¹-, -NCOR¹¹- and -NSO₂R¹¹-, and wherein N⁴ in 1-piperazinyl is substituted with 0-1 substituents selected from the group consisting of R¹², CO₂R¹¹, COR¹¹ and SO₂R¹¹;

each X^5 is, independently at each occurrence, aryl, heteroaryl, heterocyclyl, C₁-C₆ alkyl, C₂-C₈ alkenyl, C₂-C₈ alkynyl, Br, Cl, F, I, C₁-₄ haloalkyl, OR¹², NR¹²R¹⁴, C₁-C₄ alkoxy-C₁-₄ alkyl substituted with 0-1 R¹⁰, or C₃-C₈ cycloalkyl optionally substituted with 0-1 R¹⁰, and wherein 0-1 carbon atoms in said C₃-₈ cycloalkyl is replaced by -O-;

each R⁵ and R⁶ is, independently, H, C₁-C₄ alkyl, C₃-C₄ alkenyl, or C₃-C₄ alkynyl;

each R⁷ is, independently at each occurrence, H, C₁-C₄ alkyl substituted with 0-2 X⁶, C₃-C₆ cycloalkyl substituted with 0-2 X⁶, C₃-C₄ alkenyl substituted with 0-2 X⁶, C₃-C₄ alkynyl substituted with 0-2 X⁶, C₁-C₄ haloalkyl substituted with 0-2 X⁶, C₁-C₄ alkyloxy-C₁-C₄ alkyl substituted with 0-2 X⁶, or C₃-C₆ cycloalkyl-C₁-C₄ alkyl substituted with 0-2 X⁶, wherein one carbon atom in any cycloalkyl ring is optionally replaced with O, S or NR⁸;

each X⁶ is, independently at each occurrence, OH, C₁-C₄ alkoxy, or halogen;

R⁸ is H, C₁-C₄ alkyl, C₃-C₆ cycloalkyl, C₃-C₆ cycloalkyl-C₁-C₄ alkyl, or C₁-C₄ haloalkyl;

R⁹ is H, C₁-C₄ alkyl substituted with 0-2 X⁷, C₃-C₆ cycloalkyl substituted with 0-2 X⁷, C₃-C₄ alkenyl substituted with 0-2 X⁷, C₃-C₄ alkynyl substituted with 0-2 X⁷, C₁-C₄ haloalkyl substituted with 0-2 X⁷, aryl substituted with 0-2 X⁷, C₁-C₄ alkyloxy-C₁-C₄ alkyl substituted with 0-2 X⁷, or C₃-C₆ cycloalkyl-C₁-C₄ alkyl substituted with 0-2 X⁷, wherein one carbon in any cycloalkyl ring is optionally replaced with O, S or NR⁸;

each X⁷ is, independently at each occurrence, C₁-C₄ alkoxy or halogen;

R¹⁰ is H, C₁-C₄ alkyl, C₃-C₆ cycloalkyl-C₁-C₄ alkyl, or C₃-C₈ cycloalkyl;

R¹¹ is C₁-C₄ alkyl, C₁-C₄ haloalkyl, C₁-C₄ alkoxy-C₁-C₄ alkyl, C₃-C₆ cycloalkyl, or C₃-C₆ cycloalkyl-C₁-6 alkyl;

R¹² is H, benzyl, aryl, C₁-C₄ alkyl, C₁-C₄ haloalkyl, C₁-C₄ alkoxy-C₁-C₄ alkyl, C₃-C₆ cycloalkyl, or C₃-C₆ cycloalkyl-C₁-6 alkyl;

R¹³ is H, C₁-C₄ alkyl, C₃-C₇ cycloalkyl, or C₃-C₆ cycloalkyl-C₁-C₆ alkyl;

R¹⁴ is H, C₁-C₄ alkyl, C₁-C₄ haloalkyl, C₁-C₄ alkoxy-C₁-C₄ alkyl, C₃-C₆ cycloalkyl, or C₃-C₆ cycloalkyl-C₁-C₆ alkyl;

R¹⁵ is H, C₁-6 alkyl, C₃-10 cycloalkyl, C₃-6 cycloalkyl-C₁-6 alkyl, C₁-2 alkoxy-C₁-4 alkyl, C₁-4 haloalkyl, R¹⁸S(O)_n-C₁-4 alkyl, or R¹¹R¹²N-C₂-4 alkyl;

each R¹⁶ and R¹⁷ is, independently at each occurrence, H, C₁-6 alkyl, C₃-10 cycloalkyl, C₃-6 cycloalkyl-C₁-6 alkyl, C₁-2 alkoxy-C₁-2 alkyl, or C₁-4 haloalkyl;

alternatively, in an NR¹⁵R¹⁷ moiety, R¹⁵ and R¹⁷ are taken together with the nitrogen atom to which they are both attached to form 1-pyrrolidinyl, 1-morpholinyl, 1-piperidinyl, or 1-piperazinyl, wherein N⁴ in 1-piperazinyl is substituted with 0-1 substituents selected from the group consisting of R¹⁹, CO₂R¹⁸, COR¹⁸ and SO₂R¹⁸;

R¹⁸ is C₁-4 alkyl, C₁-4 haloalkyl, C₁-4 alkoxy-C₁-4 alkyl, C₃-6 cycloalkyl, C₃-6 cycloalkyl-C₁-6 alkyl, aryl, aryl-C₁-4 alkyl, heteroaryl, or heteroaryl-C₁-4 alkyl, wherein said aryl-C₁-4 alkyl is substituted with 0-1 substituents selected from the group

consisting of C₁₋₄ alkyl, Br, Cl, F, I, C₁₋₄ haloalkyl, nitro, C₁₋₄ alkoxy C₁₋₄ haloalkoxy, and dimethylamino;

R¹⁹ is H, C₁₋₄ alkyl, C₁₋₄ haloalkyl, C₁₋₄ alkoxy-C₁₋₄ alkyl, C₃₋₆ cycloalkyl, C₃₋₆ cycloalkyl-C₁₋₆ alkyl, aryl, aryl-C₁₋₄ alkyl, heteroaryl, or heteroaryl-C₁₋₄ alkyl;

R²⁰ is H, C₁₋₄ alkyl, C₃₋₇ cycloalkyl, C₃₋₆ cycloalkyl-C₁₋₆ alkyl, aryl substituted with 0-3 X⁸, or aryl-C₁₋₄ alkyl substituted with 0-3 X⁸;

each X⁸ is, independently at each occurrence, C₁₋₄ alkyl, Br, Cl, F, I, C₁₋₄ haloalkyl, nitro, C₁₋₄ alkoxy, C₁₋₄ haloalkoxy, or dimethylamino;

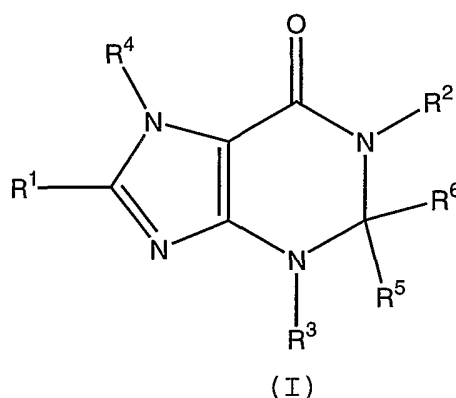
R²¹ is C₁₋₄ alkyl, C₁₋₄ haloalkyl, C₁₋₄ alkoxy-C₁₋₄ alkyl, C₃₋₆ cycloalkyl, C₃₋₆ cycloalkyl-C₁₋₆ alkyl, or aryl-C₁₋₄ alkyl, wherein said aryl-C₁₋₄ alkyl is substituted with 0-1 X⁹; and

each X⁹ is, independently at each occurrence, C₁₋₄ alkyl, Br, Cl, F, I, C₁₋₄ haloalkyl, nitro, C₁₋₄ alkoxy, C₁₋₄ haloalkoxy, or dimethylamino.

2. A compound according to claim 1 wherein R¹ is C₁₋₄ alkyl, C₃₋₈ cycloalkyl, C₂₋₄ alkenyl, or C₂₋₄ alkynyl.

3. A compound according to claim 1 wherein R¹ is OR^{1a} and R^{1a} is C₁₋₄ alkyl.

4. A compound according to claim 1 wherein R² is C₁-C₆ alkyl or C₃-C₇ cycloalkyl.
5. A compound according to claim 1 wherein R³ is phenyl, naphthyl, indanyl, or indenyl, wherein said R³ is substituted with 0-5 X^{Ar}.
6. A compound according to claim 1 wherein R³ is pyridyl, pyrimidinyl, triazinyl, furanyl, quinolinyl, isoquinolinyl, thienyl, imidazolyl, thiazolyl, indolyl, pyrrolyl, oxazolyl, benzofuranyl, benzothienyl, benzothiazolyl, benzoxazolyl, isoxazolyl, triazolyl, tetrazolyl, indazolyl, 2,3-dihydrobenzofuranyl, 2,3-dihydrobenzothienyl, 2,3-dihydrobenzothienyl-S-oxide, 2,3-dihydrobenzothienyl-S-dioxide, indolinyl, benzoxazolin-2-on-yl, benzodioxolanyl, or benzodioxane, wherein R³ is substituted with 0-4 X^{hAr}.
7. A compound according to claim 1 wherein R³ is phenyl substituted with 0-5 X^{Ar} or pyridyl substituted with 0-4 X^{hAr}.
8. A compound according to claim 1 wherein R⁴ is C₁-C₁₀ alkyl, C₃-C₈ cycloalkyl, or benzyl.
9. A compound according to claim 1 wherein each R⁵ and R⁶ is, independently, H or C₁-C₄ alkyl.
10. A compound according to claim 1 wherein X^{Ar} is phenyl, C₁-C₆ alkyl, OR¹⁵, Br, Cl, F, I, or C₁-C₄ haloalkyl.
11. A compound according to claim 1 wherein X^{hAr} is Br, Cl, F, I, C₁-C₆ alkyl, or OR¹⁵.
12. A compound of claim 1 of Formula (I):



or a pharmaceutically acceptable salt form thereof, wherein:

R^1 is C_1 - C_4 alkyl substituted with 0-3 X^1 , C_3 - C_8 cycloalkyl substituted with 0-3 X^1 , C_2 - C_4 alkenyl substituted with 0-3 X^1 , C_2 - C_4 alkynyl substituted with 0-3 X^1 , C_1 - C_4 haloalkyl, CN, OR^{1a} , or $S(O)_nR^{1a}$;

R^2 is C_1 - C_6 alkyl substituted with 0 to 4 X^3 , C_3 - C_7 cycloalkyl substituted with 0 to 4 X^3 , C_3 - C_6 -alkenyl substituted with 0 to 4 X^3 , or C_3 - C_6 -alkynyl substituted with 0 to 4 X^3 ;

each X^3 is, independently at each occurrence, halogen, OH, C_2 - C_4 alkenyl, C_2 - C_4 alkynyl, C_2 - C_4 cycloalkyl, C_1 - C_4 haloalkyl, CO_2R^7 , $OC(O)R^7$, COR^7 , $OC(O)OR^7$, CO_2H , OR^7 , NR^8R^9 , NR^7COR^9 , $NHR^7SO_2R^9$, $OC(O)NR^7R^8$, $N(COR^7)_2$, $NR^7CONR^8R^9$, $NR^7CO_2R^9$, $CONR^7R^9$, $S(O)_nR^7$, $SO_2NR^7R^9$, SH, or CN;

R^3 is phenyl substituted with 0-5 X^{Ar} or pyridyl substituted with 0-4 X^{Ar} ;

R^4 is C_1 - C_{10} alkyl substituted with 0-1 X^4 or 0-3 X^5 , C_2 - C_{10} alkenyl substituted with 0-1 X^4 or 0-3 X^5 ; C_2 - C_{10} alkynyl substituted with 0-1 X^4 or 0-3 X^5 ; C_3 - C_8

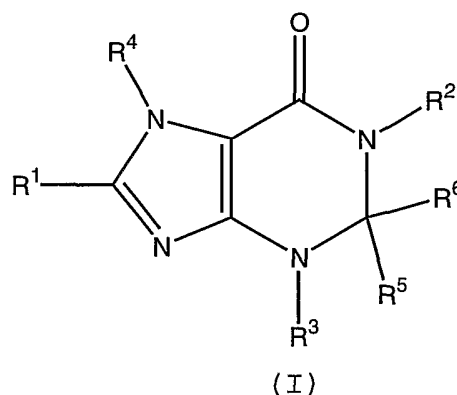
cycloalkyl substituted with 0-1 X^4 or 0-3 X^5 , or aryl-
 C_1-C_4 alkyl substituted with 0-1 X^4 or 0-3 X^5 ;

each X^4 is, independently at each occurrence, CN,
 $S(O)_nR^{11}$, CO_2R^{12} , or 1-naphthalenyl;

each X^5 is, independently at each occurrence, aryl, C_1-C_6
 alkyl, C_2-C_8 alkenyl, C_1-C_4 haloalkyl, OR^{12} , $NR^{12}R^{14}$,
 C_1-C_4 alkoxy- C_1-4 alkyl substituted with 0-1 R^{10} , or
 C_3-C_8 cycloalkyl optionally substituted with 0-1 R^{10} ,
 and wherein 0-1 carbon atoms in said C_3-C_8 cycloalkyl
 is replaced by -O-; and

each R^5 and R^6 is, independently, H or C_1-C_4 alkyl.

13. A compound of claim 1 of Formula (I):



or a pharmaceutically acceptable salt form thereof, wherein:

R^1 is C_1-C_4 alkyl, CN, C_1-C_4 haloalkyl, or OR^{1a} ;

R^{1a} is C_1-C_4 alkyl substituted with 0-3 halo;

R^2 is C_1-C_6 alkyl substituted with 0 to 4 X^3 or C_3-C_7
 cycloalkyl substituted with 0 to 4 X^3 ;

R³ is phenyl substituted with 0-5 X^{Ar} or pyridyl substituted with 0-4 X^{hAr};

R⁴ is C₁-C₁₀ alkyl substituted with 0-1 X⁴ or 0-3 X⁵, C₂-C₁₀ alkenyl substituted with 0-1 X⁴ or 0-3 X⁵; C₂-C₁₀ alkynyl substituted with 0-1 X⁴ or 0-3 X⁵; C₃-C₈ cycloalkyl substituted with 0-1 X⁴ or 0-3 X⁵, or aryl-C₁-C₄ alkyl substituted with 0-1 X⁴ or 0-3 X⁵; and

each R⁵ and R⁶ is, independently, H or C₁-C₄ alkyl.

14. A compound according to claim 13 wherein R³ is phenyl substituted with 0-3 X^{Ar} or pyridyl substituted with 0-2 X^{hAr}.

15. A compound according to claim 13 wherein X^{Ar} is selected from phenyl, C₁-C₆ alkyl, OR¹⁵, Br, Cl, F, I, or C₁-C₄ haloalkyl.

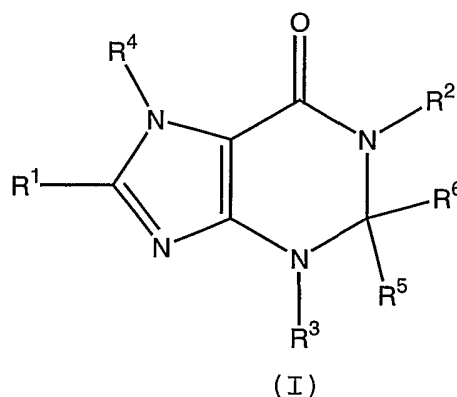
16. A compound according to claim 13 wherein X^{Ar} is selected from methyl, ethyl, propyl, methoxy, ethoxy, F, Cl, Br, CF₃, or OCF₃.

17. A compound according to claim 13 wherein X^{hAr} is selected from C₁-C₆ alkyl, C₃-C₆ cycloalkyl, Br, Cl, F, I, C₁-C₄ haloalkyl, CN, or OR¹⁵.

18. A compound according to claim 13 wherein X^{hAr} is selected from methyl, ethyl, propyl, methoxy, ethoxy, F, Cl, Br, CF₃, or OCF₃.

19. A compound according to claim 13 wherein R⁴ is substituted by 0-1 X⁴ and X⁴ is 1-naphthalenyl.

20. A compound of claim 1 of Formula (I):



or a pharmaceutically acceptable salt form thereof, wherein:

R^1 is methyl, ethyl, methoxy, ethoxy, CF_3 , or CN;

R^2 is methyl, ethyl, propyl, butyl, pentyl, cyclopropyl, cyclobutyl, cyclopentyl, cyclohexyl, or cycloheptyl;

R^3 is phenyl substituted with 0-4 X^{Ar} or pyridyl substituted with 0-3 X^{hAr} ;

each X^{Ar} is, independently at each occurrence, methyl, ethyl, propyl, butyl, methoxy, ethoxy, CF_3 , OCF_3 , CN, Br, Cl, F, or I;

each X^{hAr} is, independently at each occurrence, methyl, ethyl, propyl, butyl, methoxy, ethoxy, CF_3 , OCF_3 , CN, Br, Cl, F, or I;

R^4 is methyl, ethyl, propyl, butyl, pentyl, hexyl, heptyl, cyclopropyl, cyclobutyl, cyclopentyl, cyclohexyl, cycloheptyl, ethenyl, propenyl, butenyl, or benzyl, wherein R^4 is optionally substituted with one 1-naphthalenyl group;

alternatively, R⁴ is substituted with 0-3 substituents independently selected from phenyl, methyl, ethyl, propyl, butyl, pentyl, hexyl, cyclopropyl, cyclobutyl, cyclopentyl, cyclohexyl, cycloheptyl, CF³, OCF³, ethenyl, propenyl, methoxy, ethoxy, propoxy, butoxy, benzyloxy; and

each R⁵ and R⁶ is, independently, H, methyl, or ethyl.

21. A compound of claim 20 wherein R¹ is ethyl.

22. A compound of claim 20 wherein R¹ is methoxy.

23. A compound of claims 20 wherein R² is methyl.

24. A compound of claim 1 selected from:

3-(2,4-dichlorophenyl)-8-ethyl-1-methyl-7-(3-pentyl)-1,2,3,7-tetrahydro-6H-purin-6-one;

3-(2,4-dichlorophenyl)-8-ethyl-7-(4-heptyl)-1-methyl-1,2,3,7-tetrahydro-6H-purin-6-one;

3-(2,4-dichlorophenyl)-1,2-dimethyl-8-ethyl-7-(3-pentyl)-1,2,3,7-tetrahydro-6H-purin-6-one;

3-(2,4-dichlorophenyl)-2,8-diethyl-1-methyl-7-(3-pentyl)-1,2,3,7-tetrahydro-6H-purin-6-one;

3-(2,4-dichlorophenyl)-1,2-dimethyl-8-ethyl-7-(4-heptyl)-1,2,3,7-tetrahydro-6H-purin-6-one;

3-(2,4-dichlorophenyl)-2,8-diethyl-7-(4-heptyl)-1-methyl-1,2,3,7-tetrahydro-6H-purin-6-one;

7-[benzyloxymethyl]-3-(2,4-dichlorophenyl)-8-ethyl-1-methyl-1,2,3,7-tetrahydro-6H-purin-6-one;

3-(2,4-dichlorophenyl)-8-ethyl-7-[1-(methoxymethyl)butyl]-1-methyl-1,2,3,7-tetrahydro-6H-purin-6-one;

3-(2,4-dichlorophenyl)-8-ethyl-1-methyl-7-[1-(2-propenyl)-3-butenyl]-1,2,3,7-tetrahydro-6H-purin-6-one;

3-(2,4-dichlorophenyl)-1-methyl-7-(3-pentyl)-1,2,3,7-tetrahydro-6H-purin-6-one;

3-(2,4-dichlorophenyl)-7-(4-heptyl)-1-methyl-1,2,3,7-tetrahydro-6H-purin-6-one;

3-(2,4-dichlorophenyl)-8-ethyl-7-[(4-methoxyphenyl)methyl]-1-methyl-1,2,3,7-tetrahydro-6H-purin-6-one;

3-(2,4-dichlorophenyl)-7-dicyclopropylmethyl-8-ethyl-1-methyl-1,2,3,7-tetrahydro-6H-purin-6-one;

3-(2,4-dichlorophenyl)-8-ethyl-1-methyl-7-(2-pentyl)-1,2,3,7-tetrahydro-6H-purin-6-one;

3-(2,4-dichlorophenyl)-8-ethyl-1-methyl-7-[(2-methylphenyl)methyl]-1,2,3,7-tetrahydro-6H-purin-6-one;

3-(2,4-dichlorophenyl)-8-ethyl-1-methyl-7-(1-naphthalenylmethyl)-1,2,3,7-tetrahydro-6H-purin-6-one;

3-(2,4-dichlorophenyl)-8-ethyl-7-[3-methoxy-1-(2-methoxyethyl)propyl]-1-methyl-1,2,3,7-tetrahydro-6H-purin-6-one;

7-(1-cyclopropylethyl)-3-(2,4-dichlorophenyl)-8-ethyl-1-methyl-1,2,3,7-tetrahydro-6H-purin-6-one;

7-(1-cyclopropylpropyl)-3-(2,4-dichlorophenyl)-8-ethyl-1-methyl-1,2,3,7-tetrahydro-6H-purin-6-one;

7-(1-cyclopropylbutyl)-3-(2,4-dichlorophenyl)-8-ethyl-1-methyl-1,2,3,7-tetrahydro-6H-purin-6-one;

7-([1,1'-biphenyl]-4-ylmethyl)-3-(2,4-dichlorophenyl)-8-ethyl-1-methyl-1,2,3,7-tetrahydro-6H-purin-6-one;

3-(2,4-dichlorophenyl)-8-ethyl-7-(3-heptyl)-1-methyl-1,2,3,7-tetrahydro-6H-purin-6-one;

3-(2-chloro-4-methoxyphenyl)-8-ethyl-1-methyl-7-(3-pentyl)-1,2,3,7-tetrahydro-6H-purin-6-one;

3-(2-chloro-4-methoxyphenyl)-8-ethyl-7-(4-heptyl)-1-methyl-1,2,3,7-tetrahydro-6H-purin-6-one;

3-(2-chloro-4-methoxyphenyl)-8-ethyl-1-methyl-7-(2-pentyl)-1,2,3,7-tetrahydro-6H-purin-6-one;

3-(2-chloro-4-methoxyphenyl)-8-ethyl-7-[1-(methoxymethyl)butyl]-1-methyl-1,2,3,7-tetrahydro-6H-purin-6-one;

3-(2-chloro-4-methoxyphenyl)-7-(1-cyclopropylpropyl)-8-ethyl-1-methyl-1,2,3,7-tetrahydro-6H-purin-6-one;

7-([1,1'-biphenyl]-4-ylmethyl)-3-(2-chloro-4-methoxyphenyl)-8-ethyl-1-methyl-1,2,3,7-tetrahydro-6H-purin-6-one;

3-(2-chloro-4-methoxyphenyl)-8-ethyl-1-methyl-7-[(2-methylphenyl)methyl]-1,2,3,7-tetrahydro-6H-purin-6-one;

3-(2-chloro-4-methoxyphenyl)-7-(1-cyclopropylbutyl)-8-ethyl-1-methyl-1,2,3,7-tetrahydro-6H-purin-6-one;

3-(2-chloro-4-methoxyphenyl)-7-(1-cyclobutylethyl)-8-ethyl-1-methyl-1,2,3,7-tetrahydro-6H-purin-6-one;

3-[2-chloro-4-isopropylphenyl]-8-ethyl-7-(4-heptyl)-1-methyl-1,2,3,7-tetrahydro-6H-purin-6-one;

3-[2-chloro-4-isopropylphenyl]-8-ethyl-7-(1-ethyl-2-methylpropyl)-1-methyl-1,2,3,7-tetrahydro-6H-purin-6-one;

8-ethyl-7-(4-heptyl)-1-methyl-3-(2,4,6-trimethylphenyl)-1,2,3,7-tetrahydro-6H-purin-6-one;

8-ethyl-7-(1-ethyl-2-methylpropyl)-1-methyl-3-(2,4,6-trimethylphenyl)-1,2,3,7-tetrahydro-6H-purin-6-one; and

8-ethyl-7-(4-heptyl)-3-(4-methoxy-2-methylpyrid-3-yl)-1-methyl-1,2,3,7-tetrahydro-6H-purin-6-one.

3-(2-chloro-4-methoxyphenyl)-8-ethyl-7-(3-heptyl)-1-methyl-1,2,3,7-tetrahydro-6H-purin-6-one;

3-[2-chloro-4-isopropylphenyl]-8-ethyl-7-(3-heptyl)-1-methyl-1,2,3,7-tetrahydro-6H-purin-6-one;

8-ethyl-7-(3-heptyl)-3-(4-methoxy-2-methylpyrid-3-yl)-1-methyl-1,2,3,7-tetrahydro-6H-purin-6-one;

8-ethyl-7-(3-heptyl)-1-methyl-3-(2,4,6-trimethylphenyl)-1,2,3,7-tetrahydro-6H-purin-6-one;

3-(2-chloro-5-fluoro-4-methoxyphenyl)-8-ethyl-7-(4-heptyl)-1-methyl-1,2,3,7-tetrahydro-6H-purin-6-one;

3-(2-chloro-5-fluoro-4-methoxyphenyl)-8-ethyl-7-(3-heptyl)-1-methyl-1,2,3,7-tetrahydro-6H-purin-6-one;

8-ethyl-3-(5-fluoro-4-methoxy-2-methylphenyl)-7-(4-heptyl)-1-methyl-1,2,3,7-tetrahydro-6H-purin-6-one;

8-ethyl-3-(5-fluoro-4-methoxy-2-methylphenyl)-7-(3-heptyl)-1-methyl-1,2,3,7-tetrahydro-6H-purin-6-one;

3-(2-chloro-4,5-dimethoxyphenyl)-8-ethyl-7-(4-heptyl)-1-methyl-1,2,3,7-tetrahydro-6H-purin-6-one;

3-(2-chloro-4,5-dimethoxyphenyl)-8-ethyl-7-(3-heptyl)-1-methyl-1,2,3,7-tetrahydro-6H-purin-6-one;

3-(2,4-dimethylphenyl)-8-ethyl-7-(4-heptyl)-1-methyl-1,2,3,7-tetrahydro-6H-purin-6-one;

3-(2,4-dimethoxyphenyl)-8-ethyl-7-(4-heptyl)-1-methyl-1,2,3,7-tetrahydro-6H-purin-6-one; and

3-(2,4-dimethylpyrid-3-yl)-8-ethyl-7-(4-heptyl)-1-methyl-1,2,3,7-tetrahydro-6H-purin-6-one.

25. A pharmaceutical composition comprising a compound according to any of claims 1, 12, 13, 20, or 24, and a pharmaceutically acceptable carrier.

26. A compound according to any of claims 1, 12, 13, 20, or 24, or a pharmaceutically acceptable salt form thereof, for use in therapy.

27. A compound according to any of claims 1, 12, 13, 20, or 24, or a pharmaceutically acceptable salt thereof, for the manufacture of a medicament for the treatment of a disorder characterized by an abnormal level of corticotropin releasing factor.

28. The compound of claim 27 wherein said disorder is affective disorder, anxiety, or depression.

29. A method of treating a mammal having a disorder characterized by hypersecretion or overexpression of corticotropin releasing factor comprising administering to said mammal a therapeutically effective amount of a compound of claim 1, 12, 13, 20, or 24.

30. The method of claim 29 wherein said disorder is affective disorder, anxiety, or depression.