



US00D487387S

(12) **United States Design Patent** (10) **Patent No.:** **US D487,387 S**
Chen (45) **Date of Patent:** **** Mar. 9, 2004**

(54) **TOOL HANDLE**

D468,989 S * 1/2003 Gringer et al. D8/107

(75) Inventor: **Chun Yong Chen, Taipei (TW)**

* cited by examiner

(73) Assignee: **Nieh Chuang Industrial Co., Ltd., Taipei (TW)**

Primary Examiner—Clare E. Heflin
(74) *Attorney, Agent, or Firm*—Troxell Law Office PLLC

(**) Term: **14 Years**

(57) **CLAIM**

(21) Appl. No.: **29/179,231**

The ornamental design for a tool handle, as shown and described.

(22) Filed: **Apr. 8, 2003**

DESCRIPTION

(51) **LOC (7) Cl.** **08-05**

(52) **U.S. Cl.** **D8/107**

(58) **Field of Search** D8/107, 45; 81/436-440,
81/177.1, 489; 16/110.1, 421, 422, 426,
430, 431; 15/245.1; 30/353

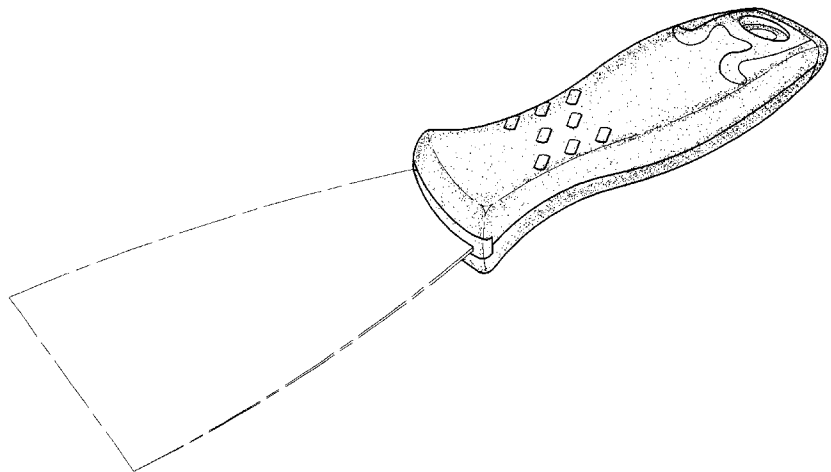
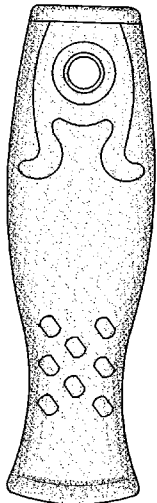
FIG. 1 is a perspective view of the tool handle showing the new design;
FIG. 2 is a front view of the new design;
FIG. 3 is a rear view of the new design;
FIG. 4 is a left view of the new design;
FIG. 5 is a right view of the new design;
FIG. 6 is a top view of the new design;
FIG. 7 is a bottom view of the new design; and,
FIG. 8 is a perspective view showing the application thereof, wherein the broken line portion is for illustrative purpose only and forms no part of the claimed design.

(56) **References Cited**

U.S. PATENT DOCUMENTS

D319,379 S	*	8/1991	Cummings et al.	D8/107
D421,890 S	*	3/2000	Alexander et al.	D8/107
D446,104 S	*	8/2001	Chen	D8/107
D446,437 S	*	8/2001	Chen	D8/107
D462,251 S	*	9/2002	Collins et al.	D8/107

1 Claim, 4 Drawing Sheets



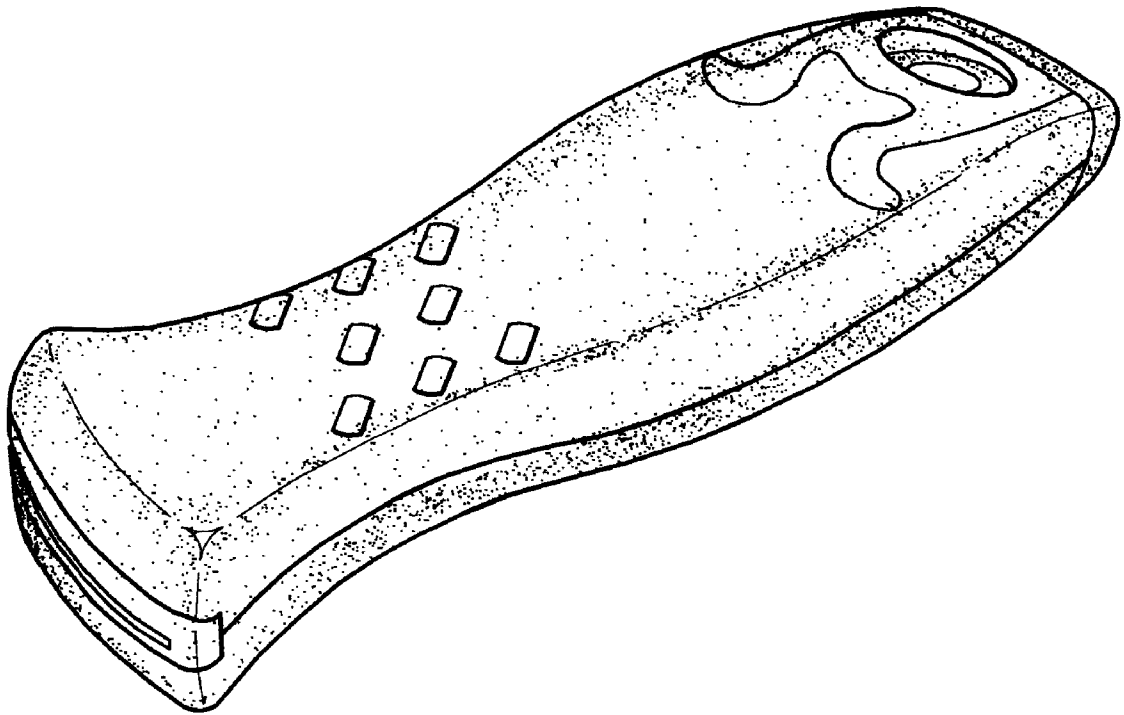


Fig. 1

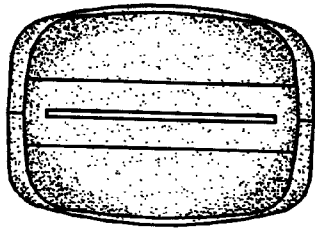


Fig. 2




Fig. 3

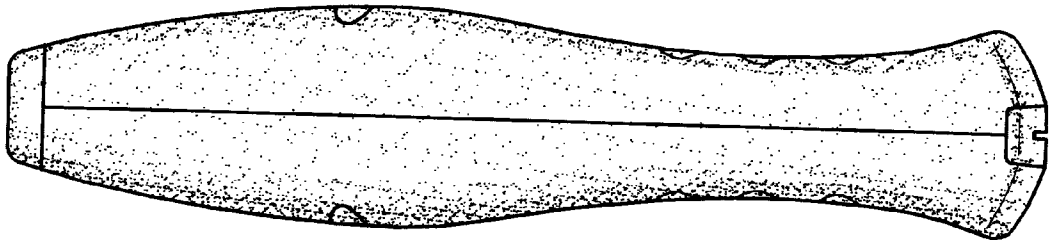


Fig. 4

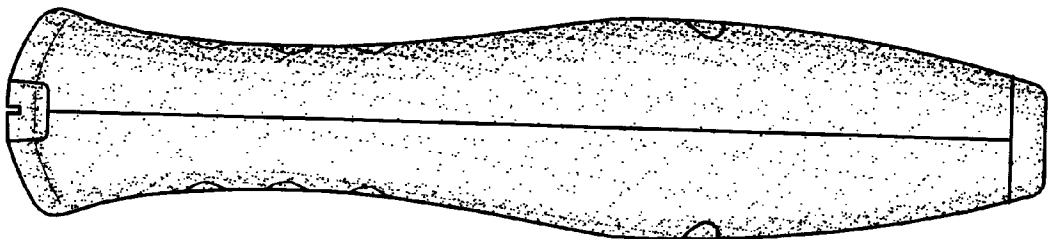


Fig. 5

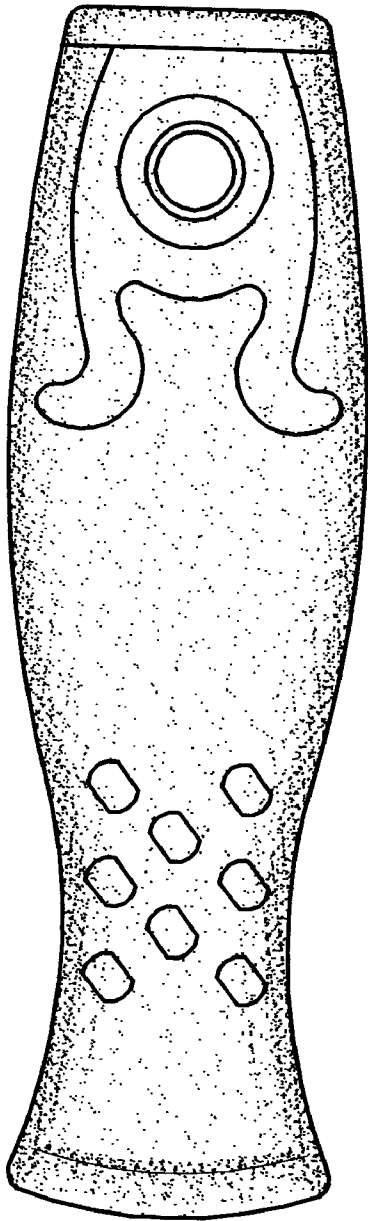


Fig. 6

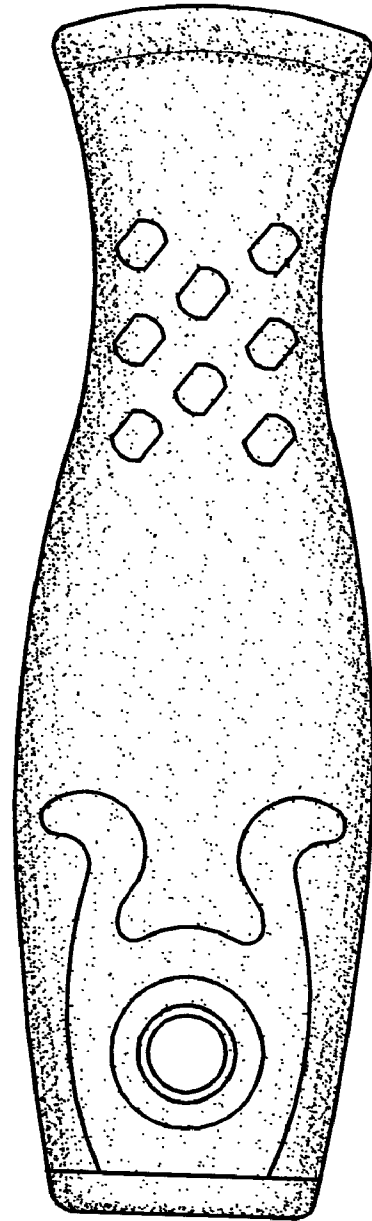


Fig. 7

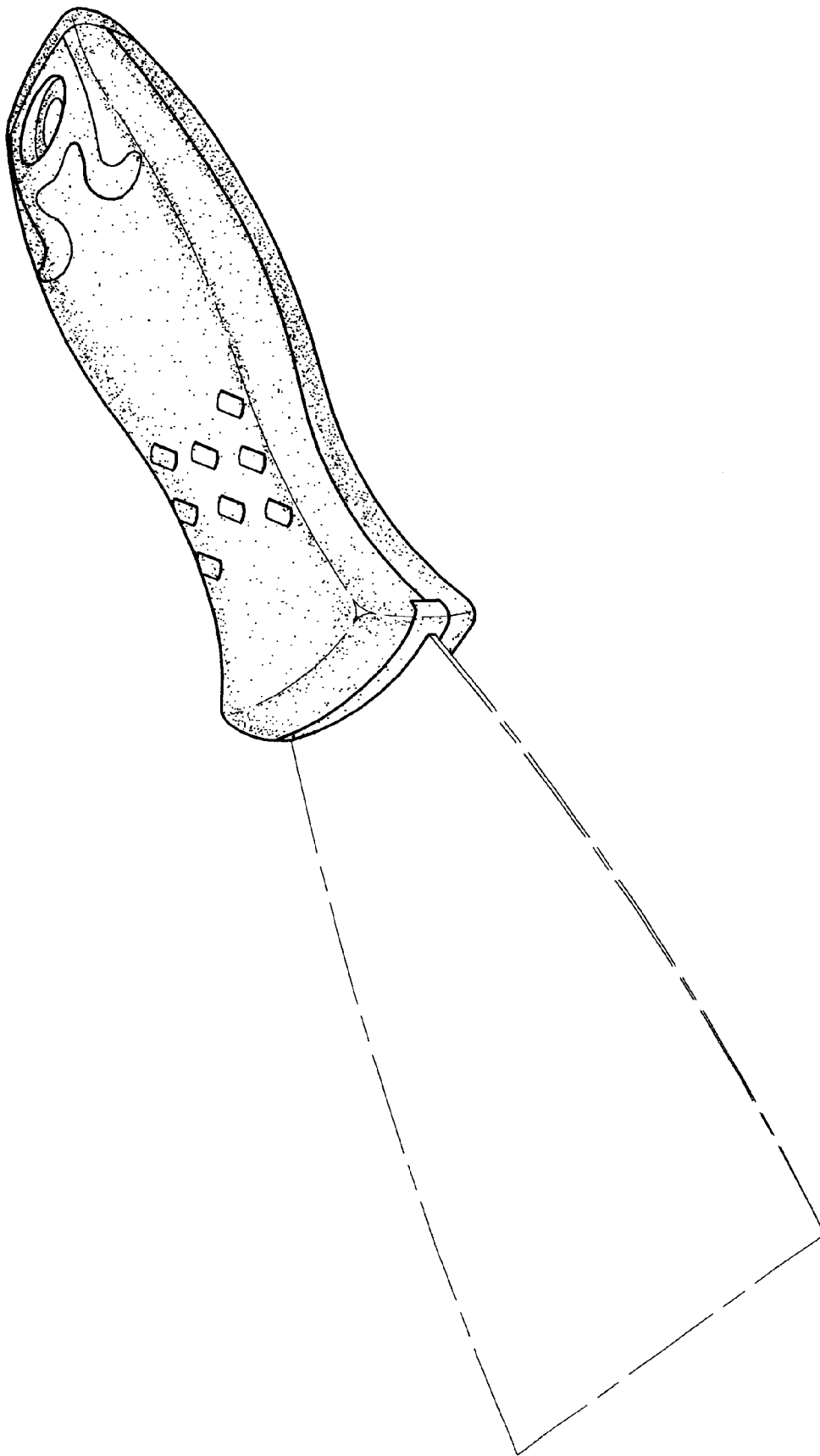


Fig. 8