



US00D793352S

(12) **United States Design Patent**
Hill

(10) **Patent No.:** **US D793,352 S**

(45) **Date of Patent:** **** Aug. 1, 2017**

(54) **GETTER PLATE**

FOREIGN PATENT DOCUMENTS

(71) Applicant: **ASM IP Holding B.V.**, Almere (NL)

WO DM/048579 * 7/1999

(72) Inventor: **Eric Hill**, Phoenix, AZ (US)

OTHER PUBLICATIONS

(73) Assignee: **ASM IP Holding B.V.**, Almere (NL)

Making Your Own Timber Dogs, Paul Sellers blog, Published on November 18, 2014, [online], [site visited Jun. 10, 2017]. Available from Internet, <URL: <https://paulsellers.com/2014/11/making-your-own-timber-dogs/>>.*

(**) Term: **15 Years**

(21) Appl. No.: **29/570,711**

Primary Examiner — Jeffrey D Asch

(22) Filed: **Jul. 11, 2016**

Assistant Examiner — Tracey J Bell

(51) **LOC (10) Cl.** **13-03**

(74) *Attorney, Agent, or Firm* — Snell & Wilmer, L.L.P.

(52) **U.S. Cl.**

USPC **D13/182**; D8/19; D8/366

(57) **CLAIM**

(58) **Field of Classification Search**

The ornamental design for a getter plate, as shown and described.

USPC D13/158-177, 179, 180, 182, 199, 122, D13/144; D10/104.1, 108; D11/143, D11/144, 152; D14/216, 240, 356, 509, D14/457; D17/22; D23/323, 328, 333, D23/335, 336, 337, 341, 352, 357, 370, D23/385, 386, 399, 400, 499; D12/303, D12/315; 118/50, 722, 715, 724, 733; 205/118, 123; D9/500, 452, 454; D15/122, 199, 138; D8/16, 19, 323, 399, D8/45, 354, 404, 371, 366, 327, 329; D16/135, 219, 302; D7/367, 404, 503, D7/523, 584, 586, 624.1, 630, 640, 677, D7/550.1; D26/24, 36, 110; D32/46, 49
CPC C25D 17/001; C25D 17/08; C25D 17/10; C25D 7/10; C25D 7/12; H01L 21/283; H01L 21/285; H01H 9/02; H01H 9/0214; H01H 13/04; H01H 21/08; H01S 5/02204; C01B 13/0281; Y10S 148/06
See application file for complete search history.

(56) **References Cited**

U.S. PATENT DOCUMENTS

D30,036 S * 1/1899 Rhind D32/46
D31,889 S * 11/1899 Gill D8/366

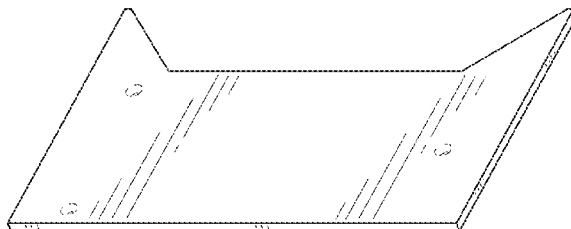
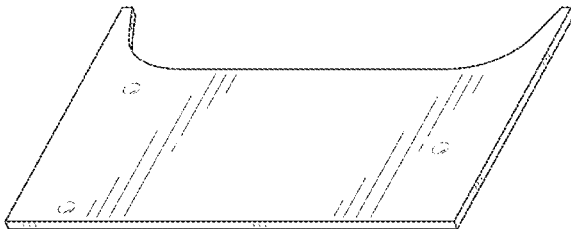
(Continued)

DESCRIPTION

FIG. 1 is a perspective view of a getter plate in accordance with a first embodiment of the design;
FIG. 2 is a front view thereof;
FIG. 3 is a back view thereof;
FIG. 4 is a right side view thereof;
FIG. 5 is a left side view thereof;
FIG. 6 is a top view thereof; and
FIG. 7 is a bottom view thereof.
FIG. 8 is a perspective view of a getter plate in accordance with a second embodiment of the design;
FIG. 9 is a front view thereof;
FIG. 10 is a back view thereof;
FIG. 11 is a right side view thereof;
FIG. 12 is a left side view thereof;
FIG. 13 is a top view thereof; and
FIG. 14 is a bottom view thereof.

The broken lines shown in the figures that are immediately adjacent to the shaded areas and define unshaded regions represent the bounds of the claim and form no part of the claimed design.

1 Claim, 6 Drawing Sheets



(56)

References Cited

U.S. PATENT DOCUMENTS

2,280,778 A * 4/1942 Andersen A01B 1/227
 15/236.08
 2,410,420 A * 11/1946 Bennett A47L 13/08
 15/231
 3,410,349 A * 11/1968 Troutman E21B 37/02
 15/104.16
 D249,341 S * 9/1978 Mertz D13/199
 4,466,766 A * 8/1984 Geren C23C 14/56
 294/87.1
 4,537,001 A * 8/1985 Uppstrom B44C 3/123
 273/157 R
 4,579,378 A * 4/1986 Snyders E04F 21/165
 15/257.01
 4,611,966 A * 9/1986 Johnson H01L 21/67
 294/87.1
 4,620,998 A * 11/1986 Lalvani B44C 3/123
 273/157 R
 4,949,848 A * 8/1990 Kos H01L 21/67326
 118/500
 D311,126 S * 10/1990 Crowley D8/354
 5,154,301 A * 10/1992 Kos H01L 21/6733
 118/500
 5,336,327 A * 8/1994 Lee C23C 16/45591
 118/715
 D353,452 S * 12/1994 Groenhoff D23/386
 D392,855 S * 3/1998 Pillow D8/14
 5,844,683 A * 12/1998 Pavloski H01L 21/681
 356/399

D412,270 S * 7/1999 Fredrickson D8/14
 6,093,252 A * 7/2000 Wengert B01J 3/006
 118/715
 6,158,941 A * 12/2000 Muka B25J 9/107
 294/87.1
 D455,024 S * 4/2002 Mimick D6/406.3
 6,494,998 B1 * 12/2002 Brcka H01J 37/321
 118/723 I
 D576,001 S * 9/2008 Brunderman D8/19
 D634,329 S * 3/2011 Wastrom D14/457
 D695,240 S * 12/2013 Iida D13/182
 D705,762 S * 5/2014 Yu D14/240
 D723,330 S * 3/2015 York D7/406
 D742,202 S * 11/2015 Cyphers D8/330
 9,370,863 B2 * 6/2016 Tsuji B25J 15/0014
 2003/0012632 A1 * 1/2003 Saeki B25J 9/1065
 414/744.5
 2004/0231600 A1 * 11/2004 Lee H01L 21/67259
 118/729
 2006/0216942 A1 * 9/2006 Kim H01L 21/67313
 438/749
 2006/0252351 A1 * 11/2006 Kundracik H01L 21/67326
 451/8
 2012/0033695 A1 * 2/2012 Hayashi H01S 5/02204
 372/43.01
 2015/0099065 A1 * 4/2015 Canizares C30B 25/14
 427/255.28
 2015/0170954 A1 * 6/2015 Agarwal H01L 21/68757
 414/226.05
 2015/0292088 A1 * 10/2015 Canizares C30B 25/14
 438/478

* cited by examiner

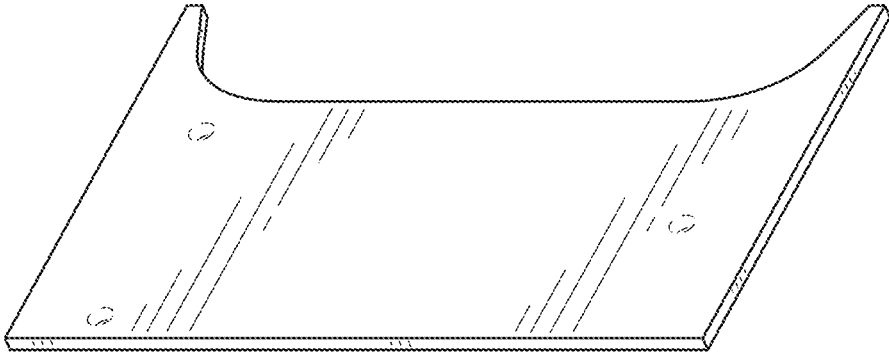


FIG.1

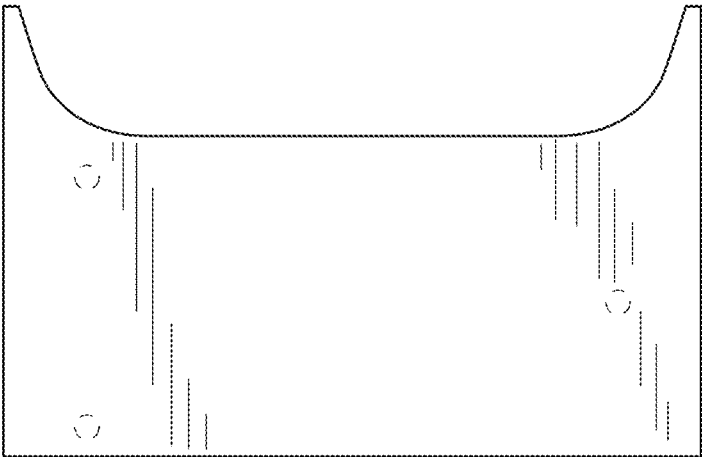


FIG. 2

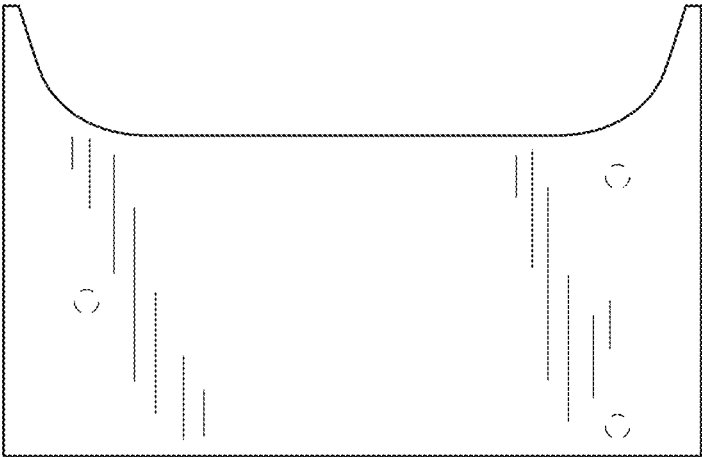


FIG. 3



FIG. 4



FIG. 5



FIG. 6




FIG. 7

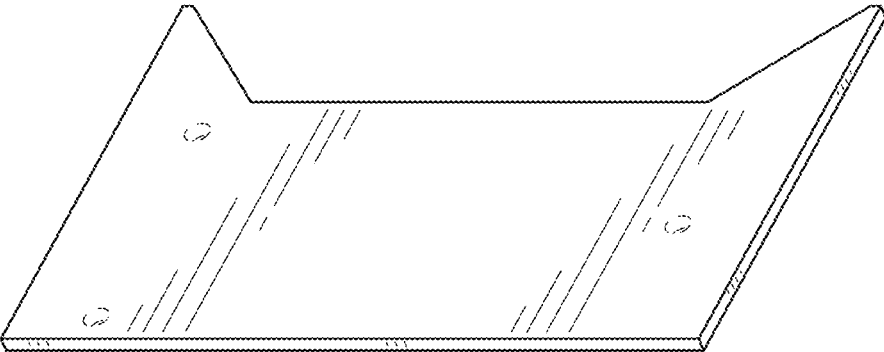


FIG.8




FIG.9

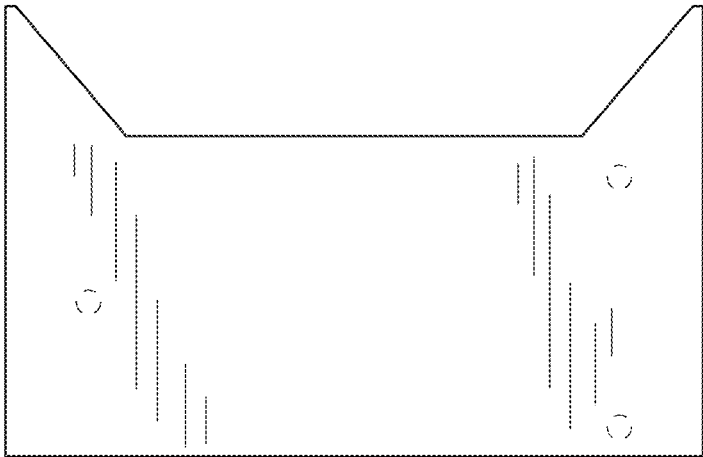


FIG.10



FIG.11



FIG.12



FIG.13



FIG.14