



US00D437112S

(12) **United States Design Patent** (10) **Patent No.:** **US D437,112 S**
Toffoli (45) **Date of Patent:** **** Feb. 6, 2001**

- (54) **EYEGLOSS CASE**
- (75) **Inventor:** **Ruggero Toffoli**, Calalzo di Cadore (IT)
- (73) **Assignee:** **Genesis Asia Ltd.** (HK)
- (**) **Term:** **14 Years**
- (21) **Appl. No.:** **29/119,482**
- (22) **Filed:** **Mar. 1, 2000**
- (51) **LOC (7) Cl.** **03-01**
- (52) **U.S. Cl.** **D3/219; D3/265**
- (58) **Field of Search** **D3/219, 218, 215, D3/201, 203, 205, 263, 265, 266, 267, 268; 206/5, 5.1, 6; 248/902; D9/300, 338, 520, 529**

5,626,224	5/1997	Clark et al.	206/5
5,871,126 *	2/1999	Bennett et al.	D9/300 X
5,878,873	3/1999	Clark	206/6

OTHER PUBLICATIONS

Sundance Jewelry Catalog, Aluminum Eyeglass Holder, p. 23, 1997.*

* cited by examiner

Primary Examiner—Louis S. Zarfaz
Assistant Examiner—Catherine R. Oliver
(74) *Attorney, Agent, or Firm*—Mark Kusner

(57) **CLAIM**

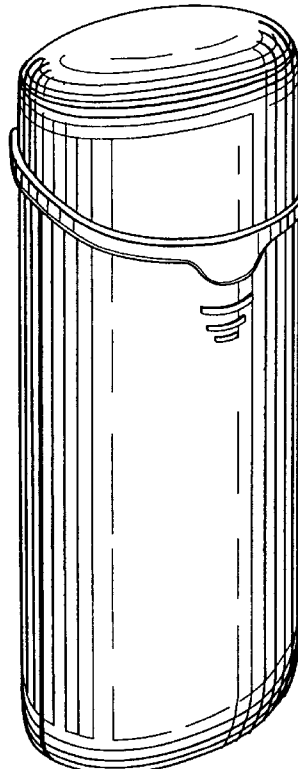
The ornamental design for the eyeglass case, as shown and described.

DESCRIPTION

FIG. 1 is a front perspective view of an eyeglass case showing my new design;
FIG. 2 is a back perspective view of the eyeglass case shown in FIG. 1;
FIG. 3 is a top plan view thereof;
FIG. 4 is a left side view thereof;
FIG. 5 is a front elevational view thereof;
FIG. 6 is a back elevational view thereof;
FIG. 7 is a right side view thereof; and,
FIG. 8 is a bottom view thereof.

- (56) **References Cited**
- U.S. PATENT DOCUMENTS**
- D. 50,842 5/1917 McPhaden .
- D. 222,407 10/1971 Lang .
- D. 273,247 4/1984 Pigott .
- D. 310,299 * 9/1990 Ito D3/219
- D. 374,817 * 10/1996 Bertolini et al. D9/338
- D. 400,009 * 10/1998 Conway D3/265
- D. 425,299 * 5/2000 Charbonneau D3/265
- 1,748,430 2/1930 Stringham .
- 2,371,557 3/1945 Sullivan .
- 2,809,766 10/1957 Anderson .
- 5,423,419 6/1995 Wentz et al. 206/6

1 Claim, 3 Drawing Sheets



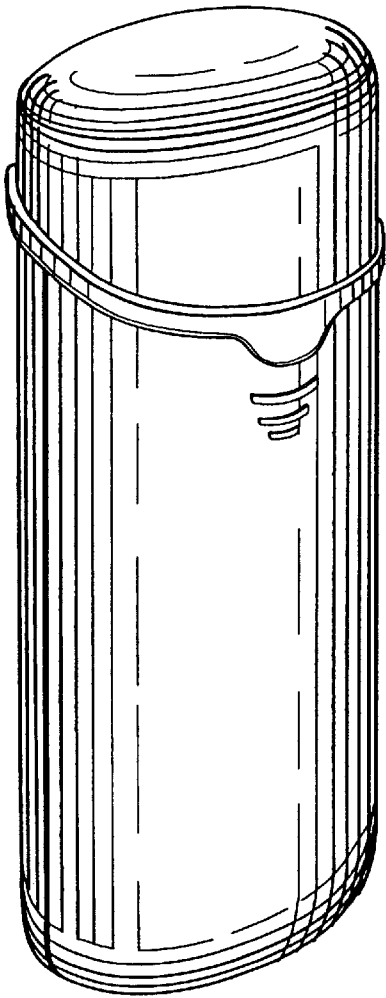


FIG. 1

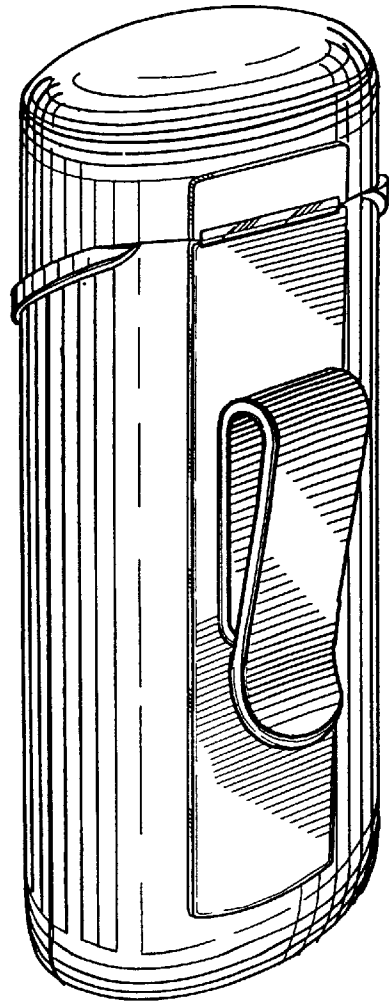


FIG. 2

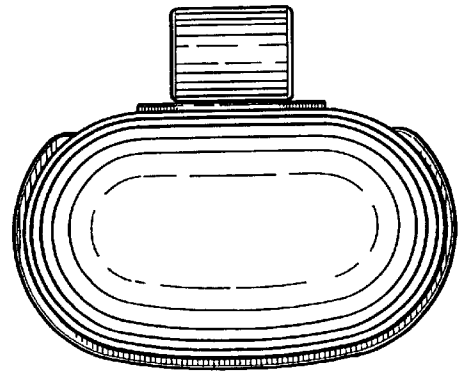


FIG.3

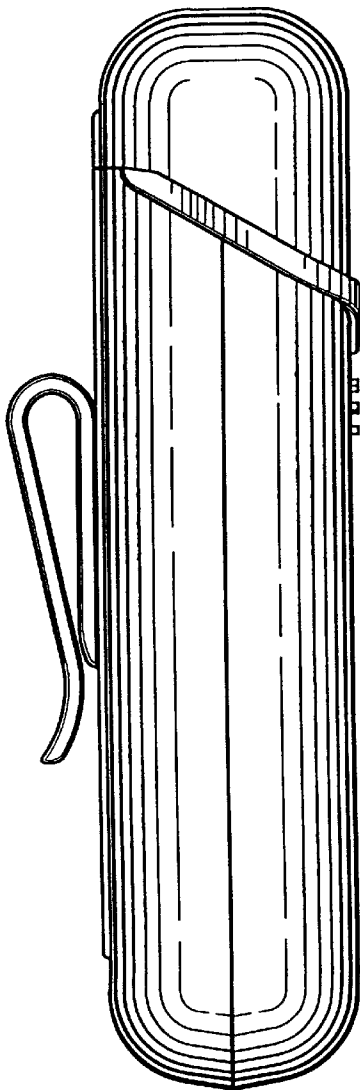


FIG.4

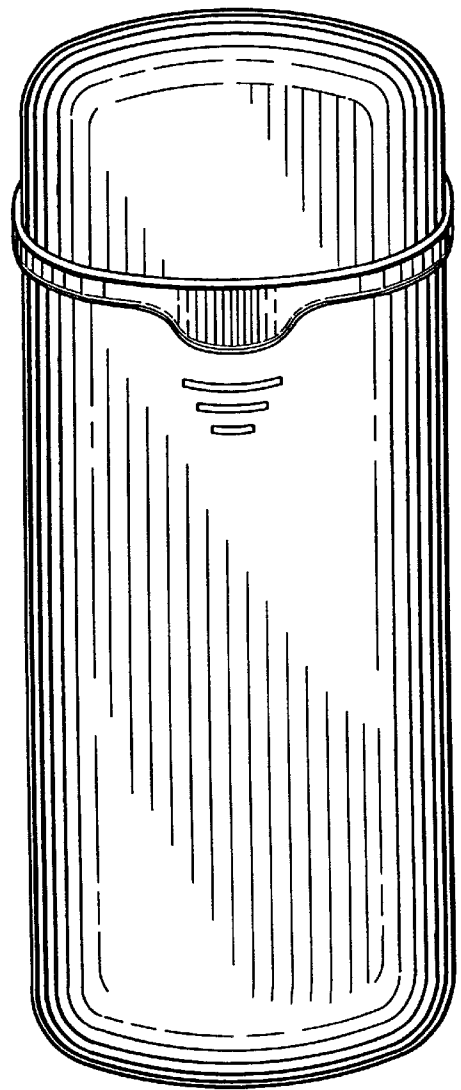


FIG.5

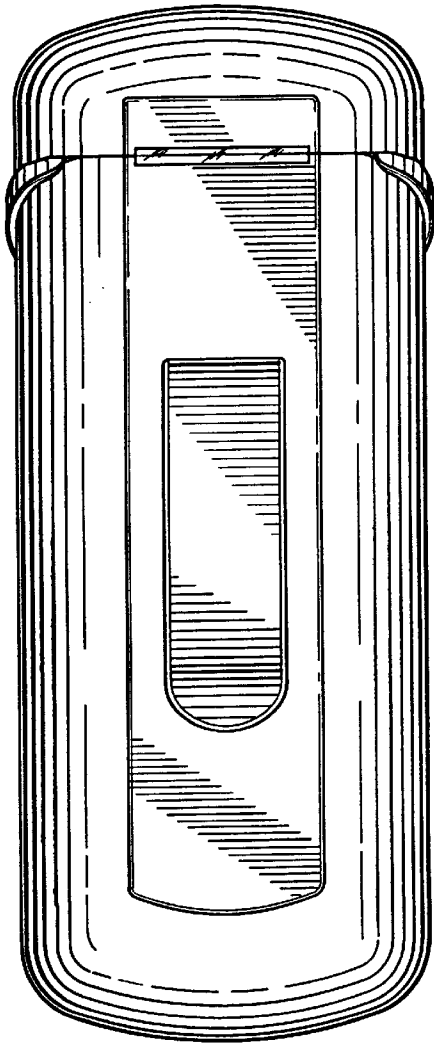


FIG. 6

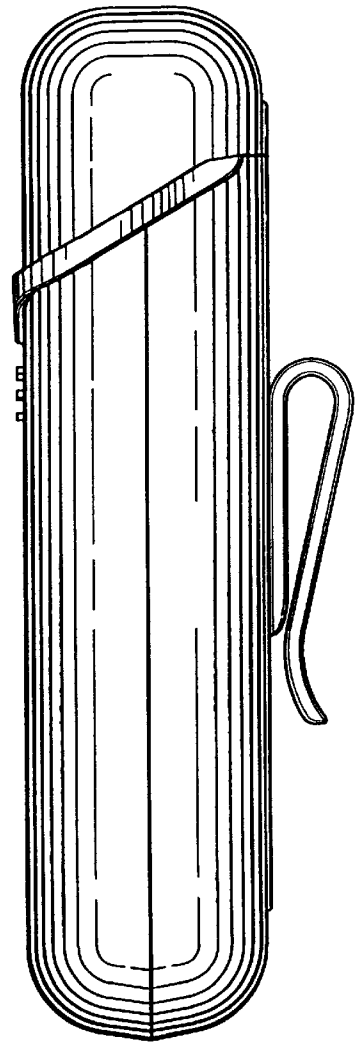


FIG. 7

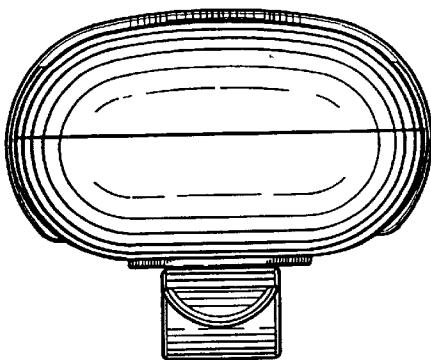


FIG. 8