



(12) **United States Design Patent**  
**Hayon**

(10) **Patent No.:** **US D702,451 S**  
(45) **Date of Patent:** **\*\* Apr. 15, 2014**

(54) **CHAIR**

(71) Applicant: **Fritz Hansen A/S**, Allerød (DK)

(72) Inventor: **Jaime Hayon**, Valencia (ES)

(73) Assignee: **Fritz Hansen A/S**, Allerød (DK)

(\*\*) Term: **14 Years**

(21) Appl. No.: **29/460,032**

(22) Filed: **Jul. 7, 2013**

(30) **Foreign Application Priority Data**

Jan. 28, 2013 (WO) ..... 716680301

(51) **LOC (10) Cl.** ..... **06-01**

(52) **U.S. Cl.**  
USPC ..... **D6/375**

(58) **Field of Classification Search**  
USPC ..... D6/334-336, 344-356, 360-381, 388,  
D6/403, 491-502, 692, 708, 716,  
D6/716.2-716.4; 297/16.1, 22, 31, 35,  
297/135, 217.1, 228.12, 248, 256.16, 271.6,  
297/284.4-284.5, 291, 297, 302.4, 411.2,  
297/411.27-411.29, 411.43, 423.1, 423.12,  
297/440.11, 440.15, 440.21-440.24, 448.1,  
297/451.4, 452.13, 452.19, 452.21, 452.27,  
297/452.29, 452.3, 452.41, 452.56, 452.64

See application file for complete search history.

(56) **References Cited**

U.S. PATENT DOCUMENTS

D138,511 S *	8/1944	Dreyfuss .....	D6/356
D196,720 S *	10/1963	Johnson .....	D6/366
D209,743 S *	1/1968	Mulhauser, Jr. ....	D6/366
D252,060 S *	6/1979	Prevost .....	D6/334
D527,556 S *	9/2006	Kita .....	D6/500
D541,065 S *	4/2007	Florez et al. ....	D6/367
D558,468 S *	1/2008	Lade .....	D6/334
D601,360 S *	10/2009	Tierney .....	D6/367
D646,496 S *	10/2011	Fukasawa .....	D6/364
D654,713 S *	2/2012	Lloyd et al. ....	D6/366
D677,918 S *	3/2013	Citterio .....	D6/366
D683,551 S *	6/2013	Wu .....	D6/366
2011/0278884 A1 *	11/2011	Marchesi .....	297/135

\* cited by examiner

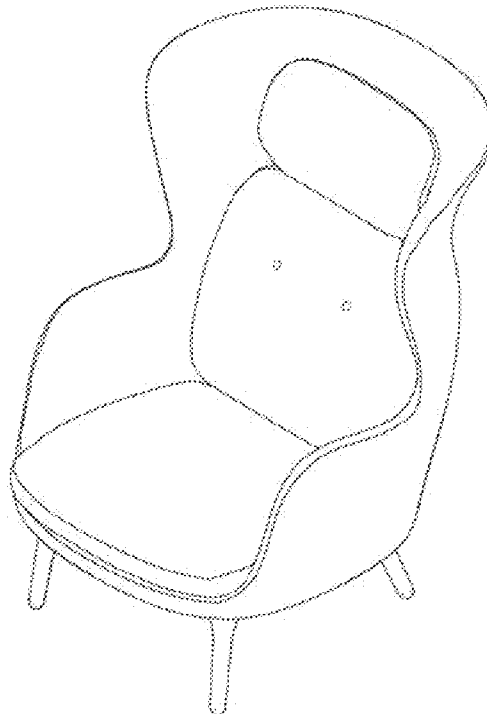
*Primary Examiner* — Ricky Pham  
(74) *Attorney, Agent, or Firm* — Renner, Otto, Boisselle & Sklar, LLP

(57) **CLAIM**  
The ornamental design for a chair, as shown and described.

**DESCRIPTION**

FIG. 1 is a perspective view of a chair showing my new design.  
FIG. 2 is a front view thereof.  
FIG. 3 is a rear view thereof.  
FIG. 4 is a left side view thereof, a right side view being a mirror image thereof; and,  
FIG. 5 is a top view thereof.  
Any unshown surfaces do not contain any ornamental features that contribute to the claimed design.

**1 Claim, 5 Drawing Sheets**



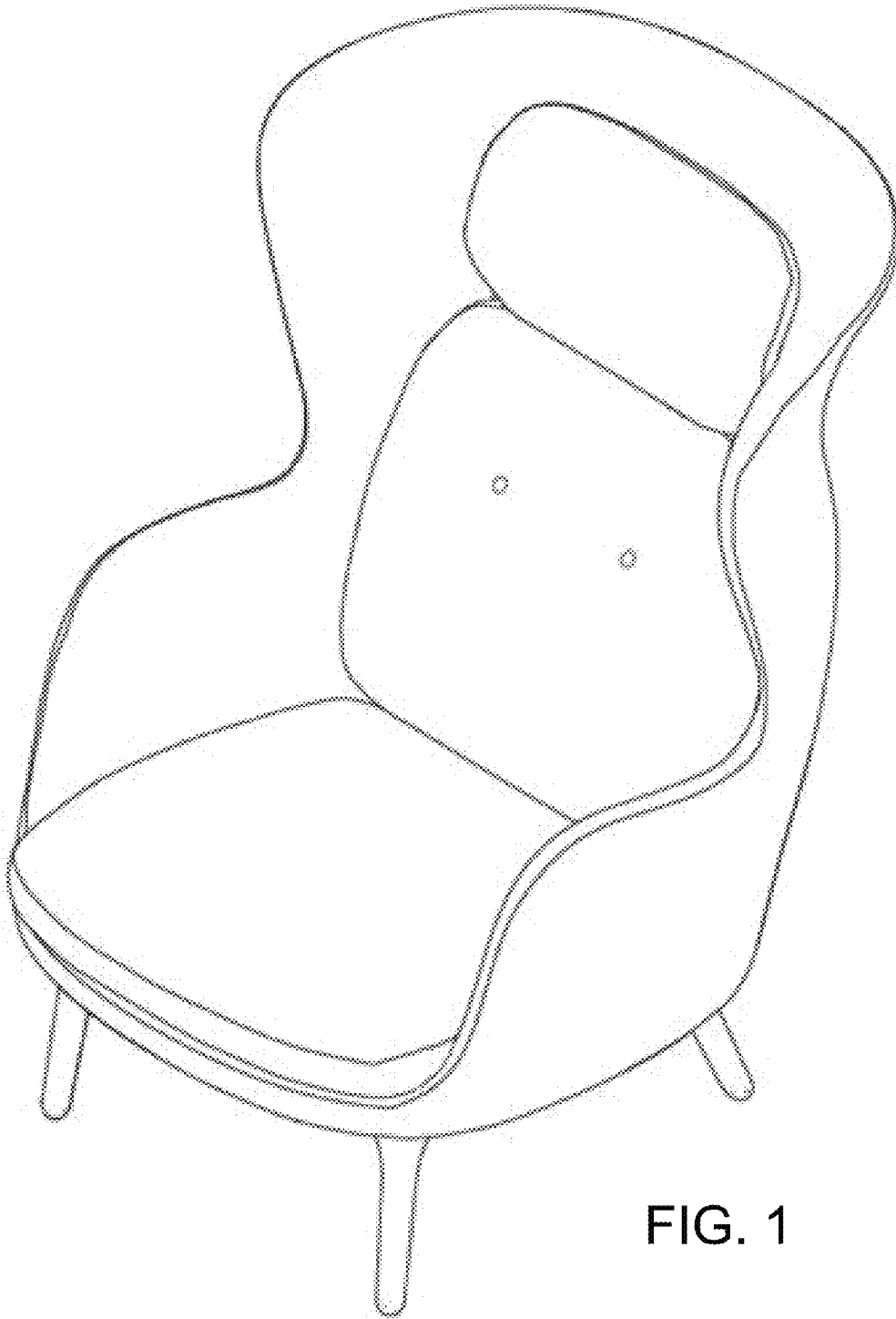


FIG. 1

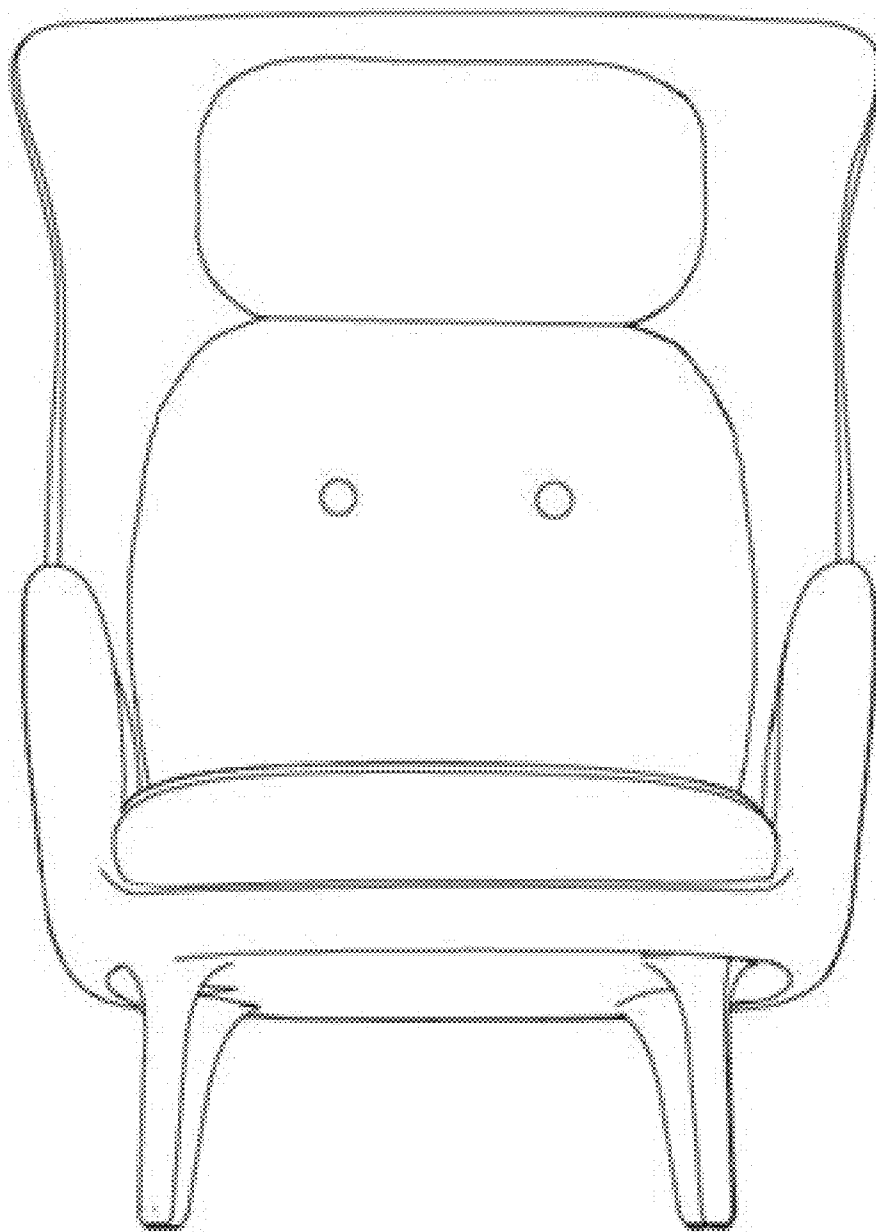


FIG. 2

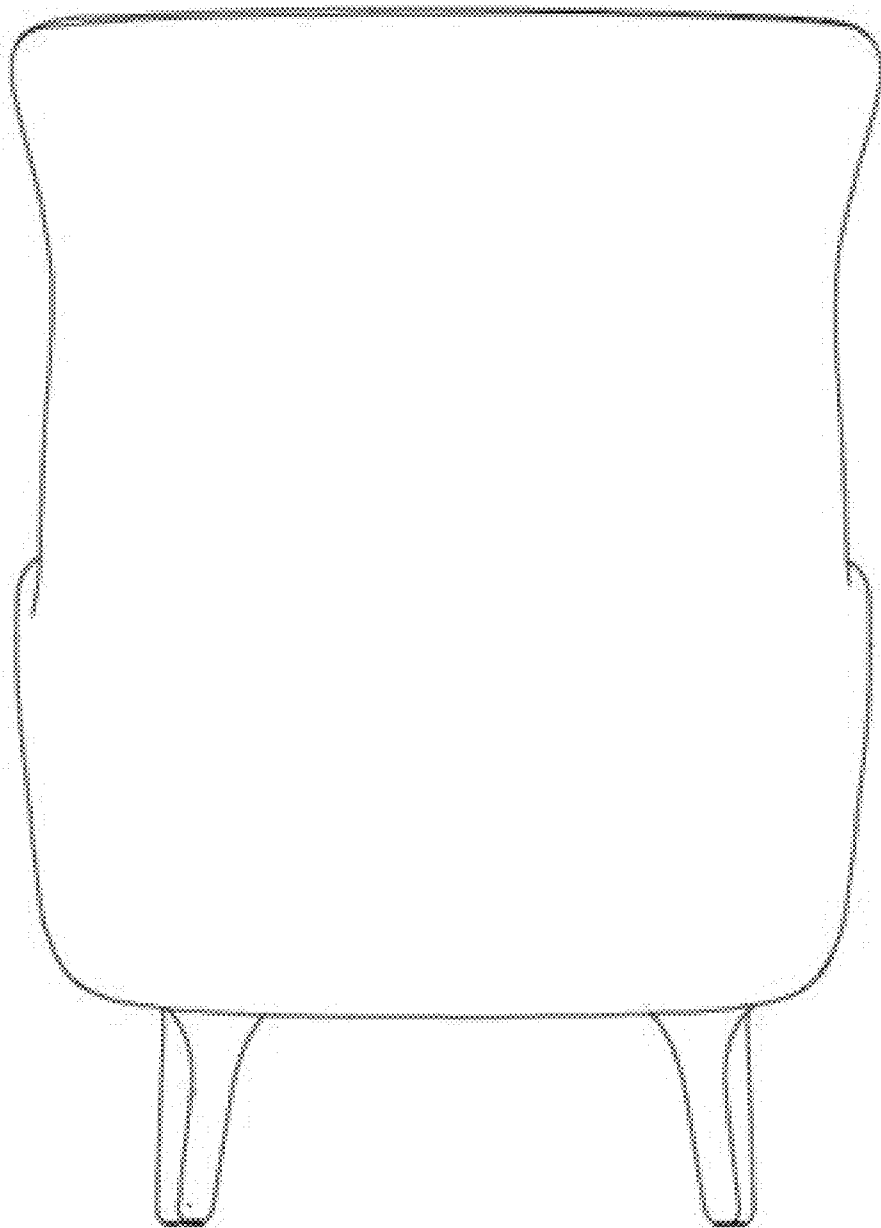


FIG. 3




FIG. 4

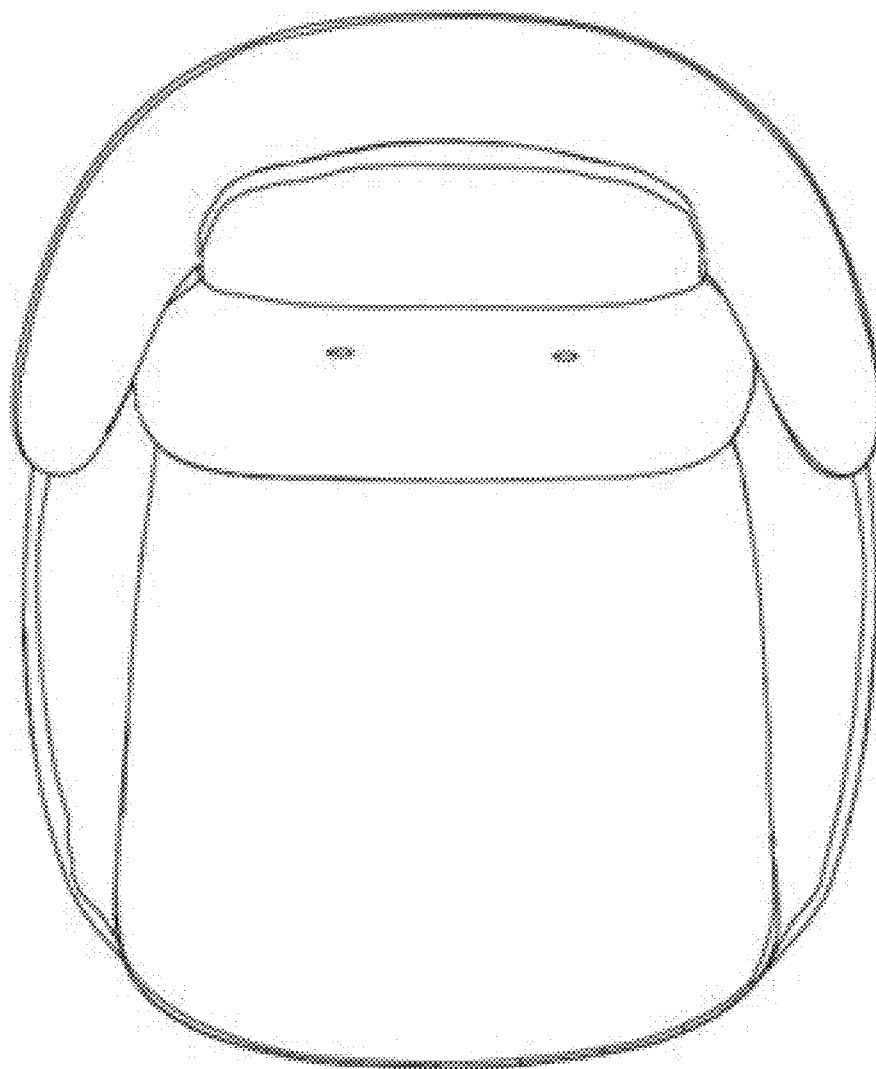


FIG. 5