



US00D406623S

United States Patent [19]
Stiefel

[11] **Patent Number: Des. 406,623**
[45] **Date of Patent: ***Mar. 9, 1999**

- [54] **GOLF BALL**
- [75] Inventor: **Joseph F. Stiefel**, Ludlow, Mass.
- [73] Assignee: **Lisco, Inc.**, Tampa, Fla.
- [*] Notice: The term of this patent shall not extend beyond the expiration date of Pat. Nos. D. 077,384, D. 077,388, D. 077,389, and D. 077,392.
- [**] Term: **14 Years**
- [21] Appl. No.: **77,390**
- [22] Filed: **Sep. 19, 1997**
- [51] **LOC (6) Cl.** **21-02**
- [52] **U.S. Cl.** **D21/709**
- [58] **Field of Search** D21/708, 709; 473/378-385, 134

D. 382,033	8/1997	Moriyama et al.	D21/709
4,915,390	4/1990	Gobush et al.	473/379
5,356,150	10/1994	Lavallee et al.	473/383
5,377,989	1/1995	Machin	473/379

Primary Examiner—Ted Shooman
Assistant Examiner—Richelle Shelton

[57] **CLAIM**

The ornamental design of the golf ball, as shown and described.

DESCRIPTION

FIG. 1 is a top plan view of the golf ball showing the design of my invention;
 FIG. 2 is a bottom view thereof;
 FIG. 3 is a right side view thereof;
 FIG. 4 is a left side view thereof;
 FIG. 5 is a front view thereof;
 FIG. 6 is a rear view thereof; and,
 FIG. 7 is a perspective view thereof.

- [56] **References Cited**
- U.S. PATENT DOCUMENTS
- D. 319,676 9/1991 Ihara D21/709

1 Claim, 4 Drawing Sheets

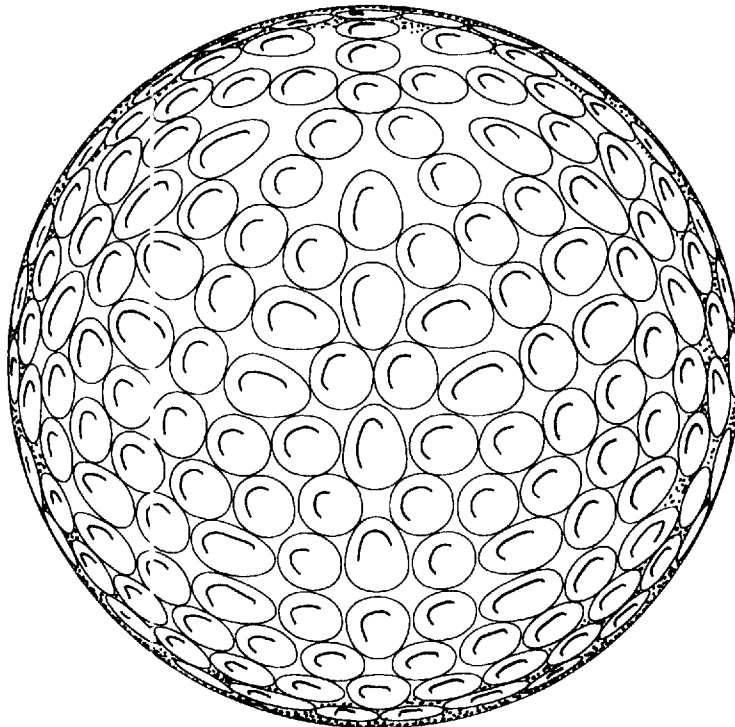


FIG 1

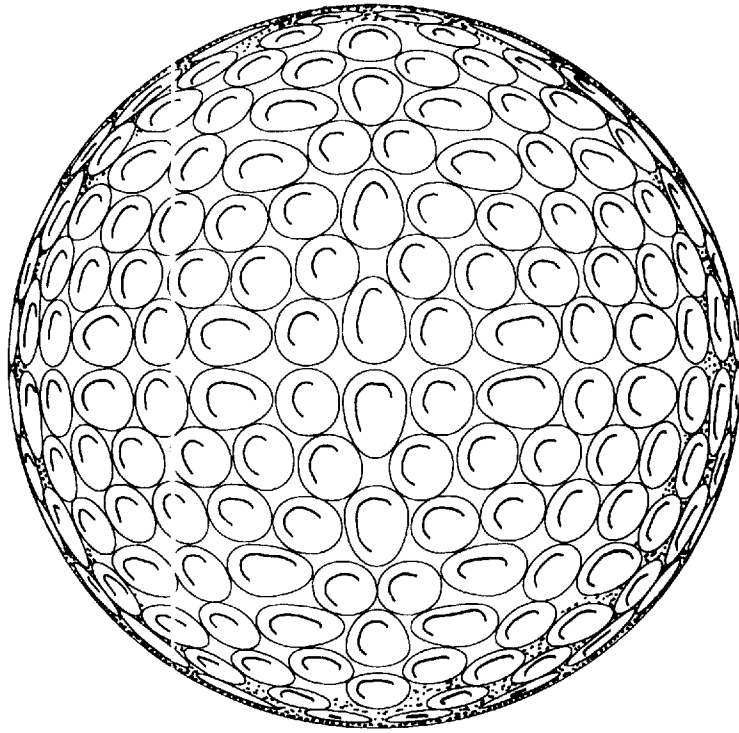


FIG 2

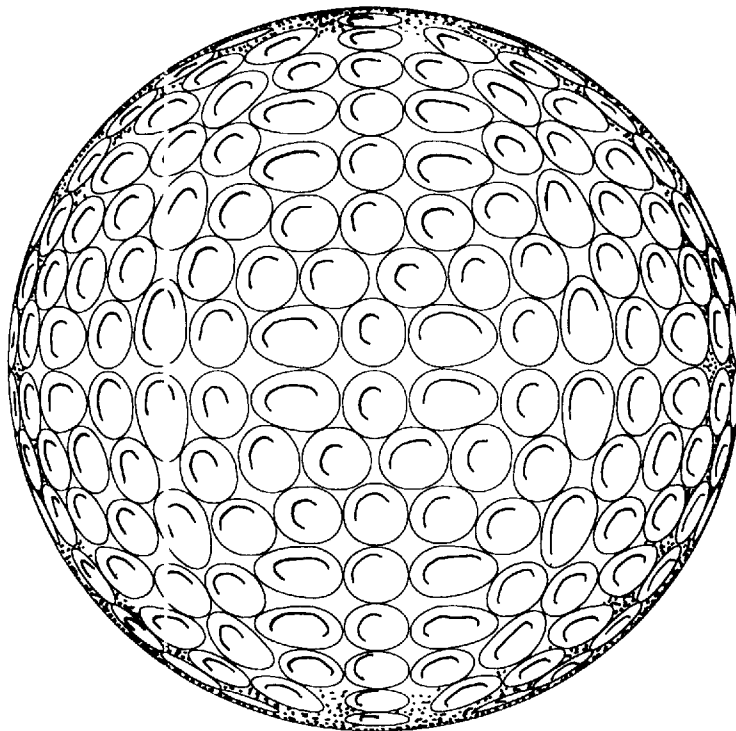


FIG 3

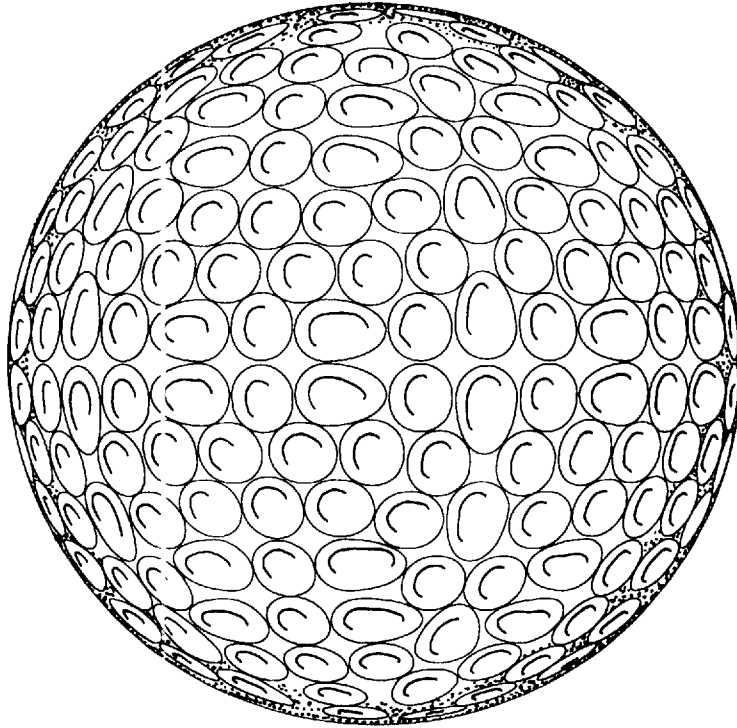


FIG 4

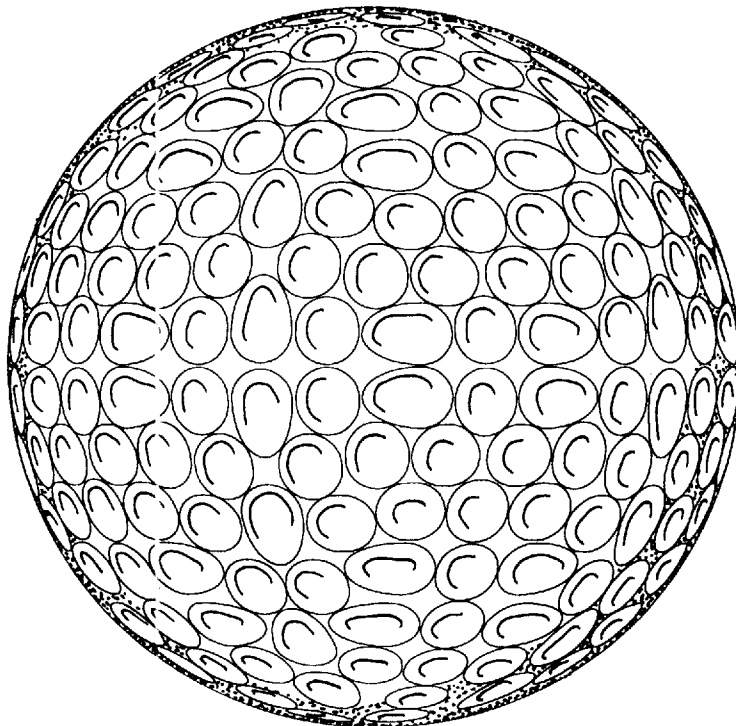


FIG 5

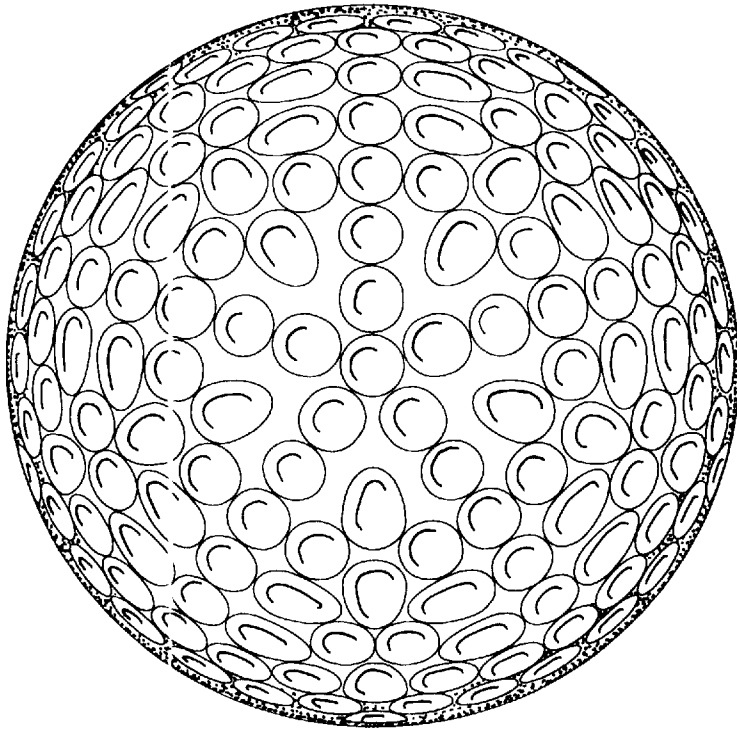


FIG 6

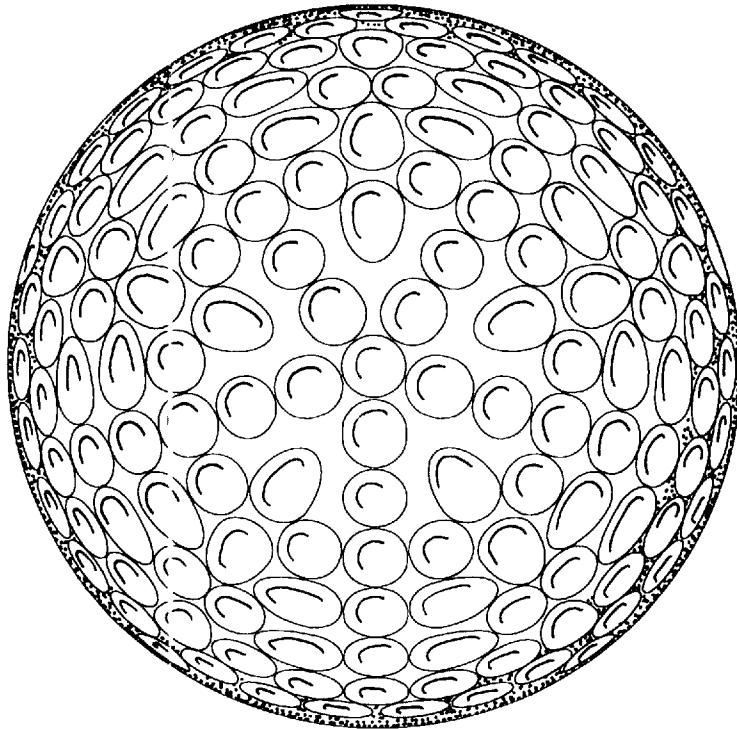


FIG 7

