



US00D780122S

(12) **United States Design Patent** (10) **Patent No.:** **US D780,122 S**
Irons et al. (45) **Date of Patent:** **** Feb. 28, 2017**

(54) **OUTLET BANK** 5,285,011 A 2/1994 Shimochi
5,418,328 A 5/1995 Nadeau
(71) Applicant: **Server Technology, Inc.**, Reno, NV 5,429,518 A * 7/1995 Chen H01R 13/71
(US) 200/51.09
5,775,935 A 7/1998 Barna
(72) Inventors: **Travis Irons**, Reno, NV (US); **Mark Ramsey**, Reno, NV (US) 5,793,352 A 8/1998 Greenberg et al.
(Continued)

(73) Assignee: **Server Technology, Inc.**, Reno, NV (US)

(**) Term: **14 Years**

(21) Appl. No.: **29/523,320**

(22) Filed: **Apr. 8, 2015**

Related U.S. Application Data

(63) Continuation of application No. 14/073,769, filed on Nov. 6, 2013.

(51) **LOC (10) Cl.** **13-03**

(52) **U.S. Cl.** **D13/139.8**
USPC

(58) **Field of Classification Search**
USPC D13/139.1-139.8, 108, 137.1-137.4;
439/350, 106, 502, 214, 373; 174/86;
340/12.22; 200/50.32, 51.09; 307/23
CPC . G05B 15/02; H01R 13/5841; H01R 13/6315;
H01R 25/006; H01R 13/6272; H01R
13/44; H01R 13/6395; H01R 13/71; H02J
9/06

See application file for complete search history.

(56) **References Cited**

U.S. PATENT DOCUMENTS

1,879,783 A 9/1932 Barnett
3,214,579 A 10/1965 Pacini
3,651,443 A 3/1972 Quilez
3,659,252 A 4/1972 Brown
4,684,186 A 8/1987 Hetherington
4,911,652 A 3/1990 Savoca et al.

FOREIGN PATENT DOCUMENTS

JP 3045845 U 2/1998
JP 2005071923 3/2005

(Continued)

OTHER PUBLICATIONS

International Preliminary Report on Patentability of International Application No. PCT/US2013/068811; Date of Mailing: Dec. 22, 2014; 4 pages.

(Continued)

Primary Examiner — Rhea Shields

(74) *Attorney, Agent, or Firm* — Perkins Coie LLP

(57) **CLAIM**

The ornamental design for an outlet bank, as shown and described.

DESCRIPTION

FIG. 1 is a perspective view of an embodiment of an outlet bank.

FIG. 2 is a front elevation view thereof.

FIG. 3 is a back elevation view thereof.

FIG. 4 is a right side elevation view thereof.

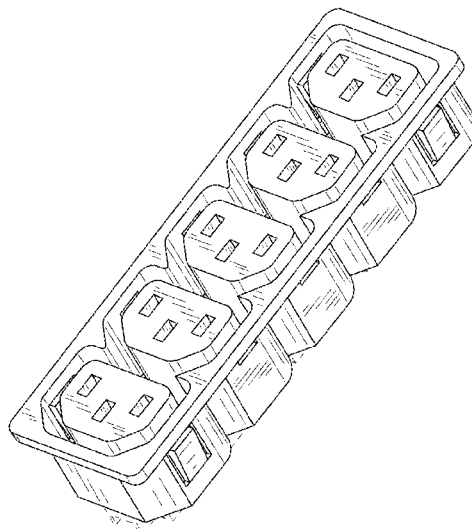
FIG. 5 is a left side elevation view thereof.

FIG. 6 is a top plan view thereof; and,

FIG. 7 is a bottom plan view thereof.

In the drawings, the broken lines are for the purpose of illustrating environment only and form no part of the claimed design.

1 Claim, 4 Drawing Sheets



(56)

References Cited

U.S. PATENT DOCUMENTS

D409,978 S * 5/1999 Stekelenburg D13/139.6
 6,030,249 A 2/2000 Illg
 6,220,880 B1 * 4/2001 Lee H01R 25/003
 439/214
 6,256,881 B1 7/2001 Starkey
 6,573,617 B2 6/2003 Jones et al.
 6,642,450 B1 11/2003 Hsiao
 6,750,410 B2 6/2004 Lee
 6,867,966 B2 3/2005 Smith et al.
 6,937,461 B1 8/2005 Donahue
 7,043,543 B2 5/2006 Ewing et al.
 7,101,215 B2 9/2006 Woellner et al.
 7,457,106 B2 11/2008 Ewing et al.
 7,510,426 B2 3/2009 Hwang et al.
 7,597,578 B2 10/2009 Adunka et al.
 7,753,699 B2 * 7/2010 Wu H01R 13/44
 439/106
 7,845,974 B2 12/2010 Yue et al.
 7,961,111 B2 6/2011 Tinaphong et al.
 7,990,689 B2 8/2011 Ewing et al.
 8,033,867 B1 10/2011 Kessler
 8,038,454 B2 10/2011 Jiang
 8,138,634 B2 * 3/2012 Ewing H02J 9/06
 200/50.32
 8,157,574 B2 4/2012 Hsiao et al.
 8,212,427 B2 7/2012 Spitaels et al.
 8,283,802 B2 * 10/2012 Jansma H01R 13/6272
 307/23
 8,321,163 B2 11/2012 Ewing et al.
 D673,503 S * 1/2013 Lee D13/139.8
 8,376,782 B2 * 2/2013 Govekar H01R 25/006
 439/502
 D677,630 S * 3/2013 Zien D13/139.8
 8,427,283 B2 * 4/2013 Lee G05B 15/02
 340/12.22
 D682,213 S * 5/2013 Byrne D13/139.4
 8,471,718 B1 6/2013 Miller et al.
 8,494,661 B2 7/2013 Ewing et al.
 D693,769 S * 11/2013 Picard D13/137.1
 D693,770 S * 11/2013 Miller D13/139.2
 8,587,950 B2 11/2013 Ewing et al.
 8,643,504 B2 2/2014 Marcinek et al.
 D701,834 S * 4/2014 Lee D13/137.2

8,702,447 B2 * 4/2014 Lau H01R 13/6315
 439/214
 8,882,536 B2 11/2014 Utz
 D734,253 S * 7/2015 Tinaphong D13/108
 D746,234 S * 12/2015 Zien D13/139.8
 2006/0246784 A1 11/2006 Aekins et al.
 2007/0077825 A1 4/2007 Kuo
 2007/0128927 A1 6/2007 Cleveland
 2007/0161293 A1 7/2007 Ewing et al.
 2008/0076291 A1 * 3/2008 Ewing H01R 13/5812
 439/373
 2009/0137142 A1 * 5/2009 Xia H01R 13/6395
 439/350
 2009/0242265 A1 10/2009 Doorhy et al.
 2010/0090851 A1 4/2010 Hauser
 2010/0314943 A1 12/2010 Jansma et al.
 2011/0076882 A1 3/2011 Fleisig
 2011/0095901 A1 4/2011 Marcinek
 2012/0190225 A1 7/2012 Bessyo et al.
 2014/0126116 A1 5/2014 Irons
 2014/0144670 A1 * 5/2014 Irons H01R 13/5841
 174/86
 2015/0072553 A1 3/2015 Irons
 2015/0104968 A1 4/2015 Hutchison et al.
 2015/0162706 A1 6/2015 Kennedy et al.
 2016/0149331 A1 5/2016 Chen

FOREIGN PATENT DOCUMENTS

JP 2010074985 A 4/2010
 JP 2011229031 A 11/2011
 JP 2012063265 A 3/2012
 JP 2012099987 A 5/2012
 KR 20040002474 1/2004
 WO 201209667 7/2012

OTHER PUBLICATIONS

International Search Report and Written Opinion of International Application No. PCT/US2013/068811; Date of Mailing: Feb. 27, 2014; 15 pages.
 Photographs of RCA Power Strip, taken on Jan. 26, 2016.
 International Search Report and Written Opinion of International Application No. PCT/US2016/027228; Date of Mailing Jul. 1, 2016, 8 pages.

* cited by examiner

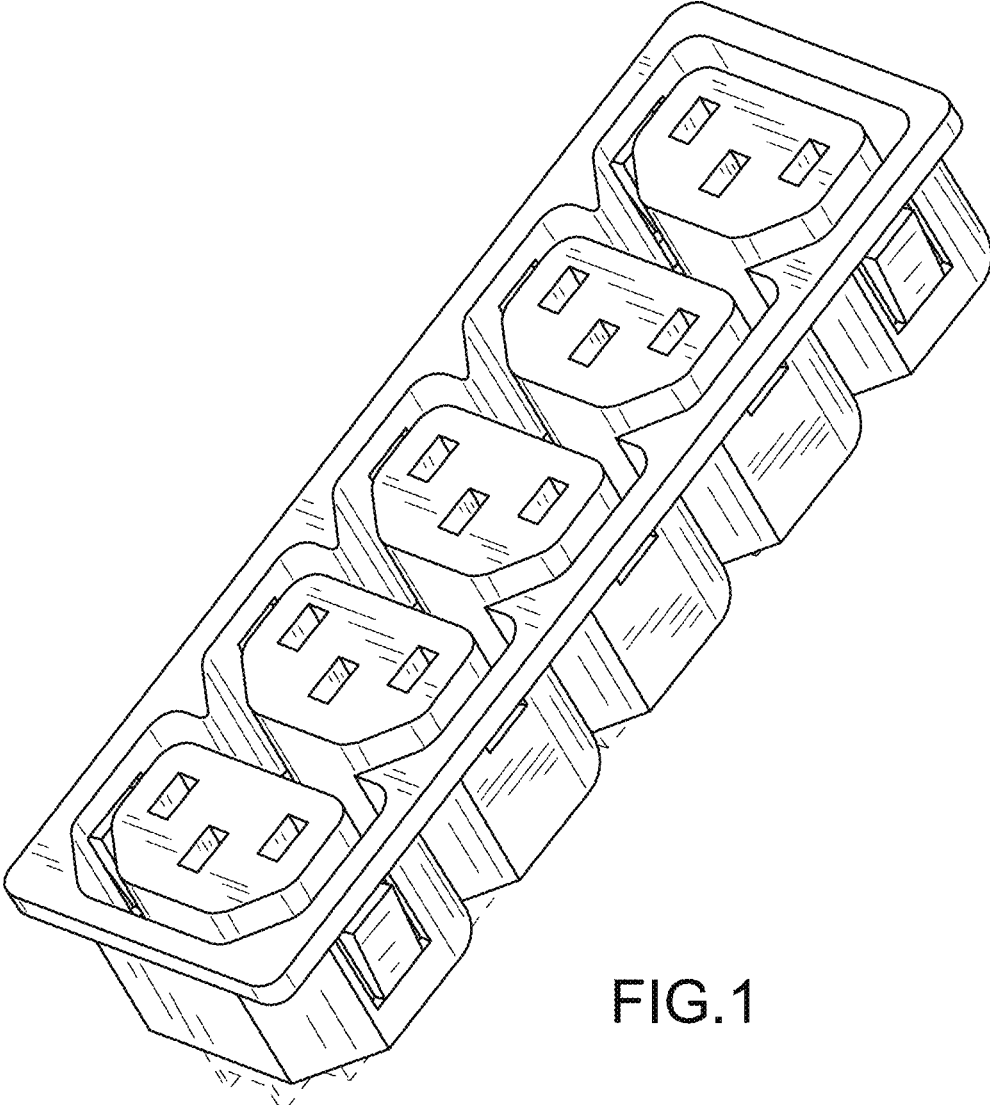


FIG.1

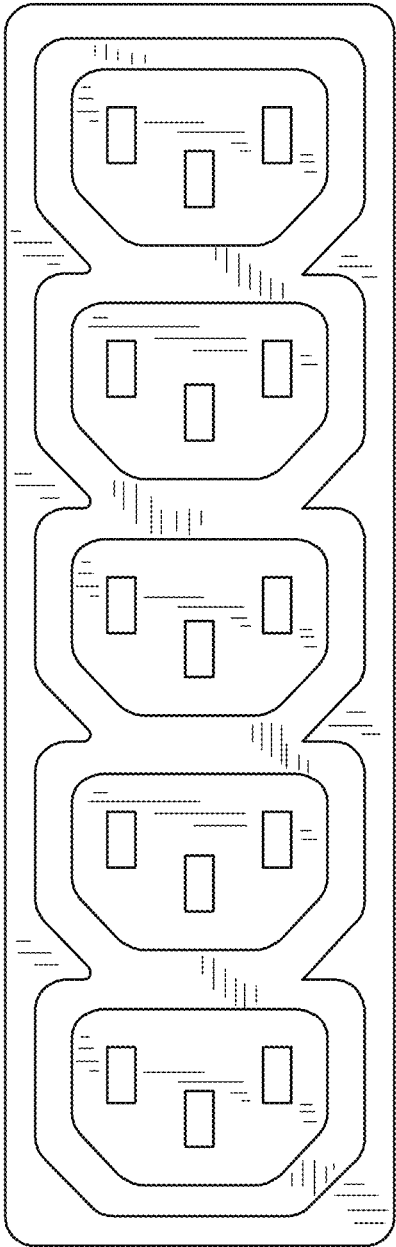


FIG. 2

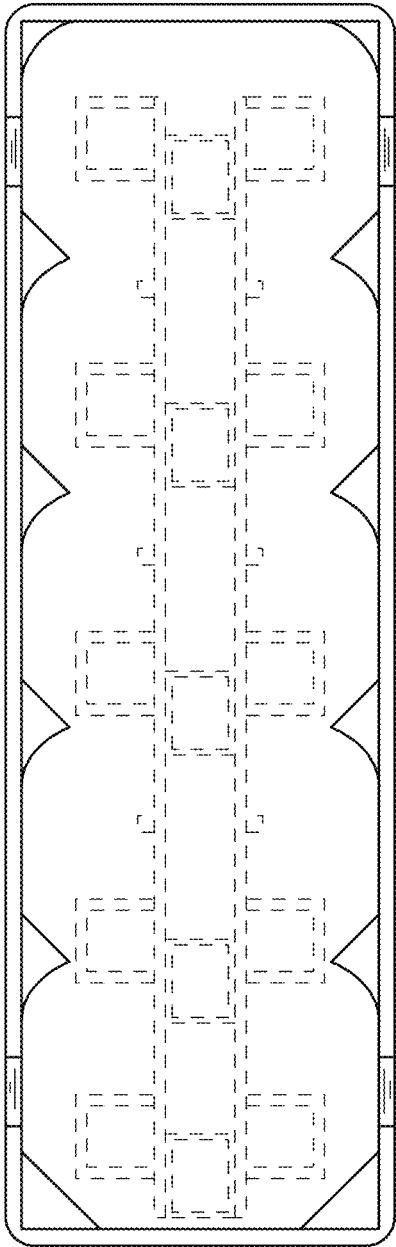


FIG. 3

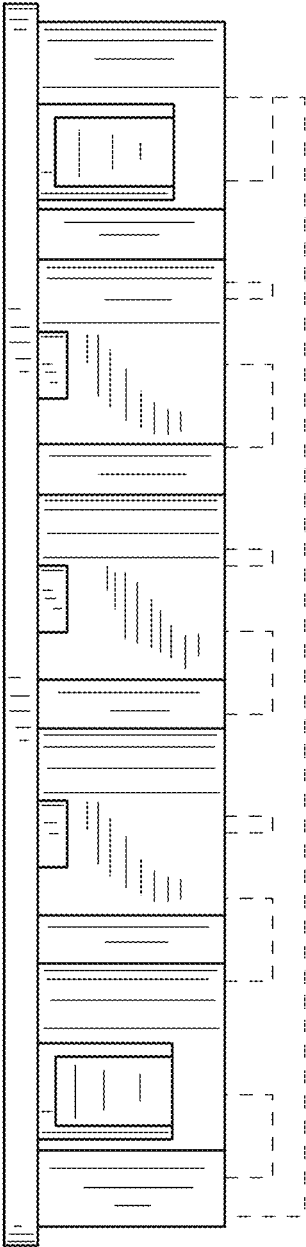


FIG. 4

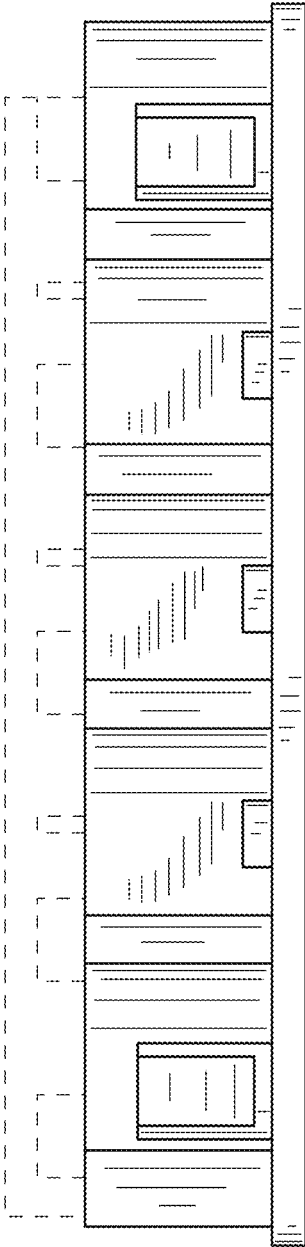


FIG. 5

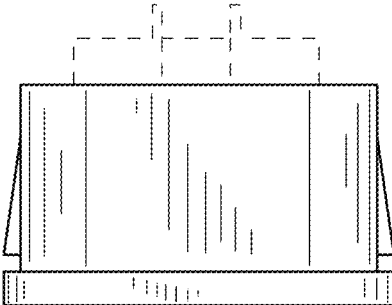


FIG. 6

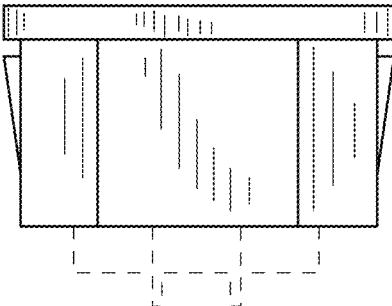


FIG. 7