



US00D649943S

(12) **United States Design Patent**  
**Kuwaharada et al.**

(10) **Patent No.:** **US D649,943 S**

(45) **Date of Patent:** **\*\* \*Dec. 6, 2011**

- (54) **LIGHT EMITTING DIODE**
- (75) Inventors: **Takashi Kuwaharada**, Kagoshima (JP);  
**Tooru Aoyagi**, Kyoto (JP); **Tomoyuki Kusano**, Kagoshima (JP)
- (73) Assignee: **Panasonic Corporation**, Osaka (JP)
- (\*) Notice: This patent is subject to a terminal disclaimer.

7,703,942 B2 *	4/2010	Narendran et al.	362/231
D615,504 S *	5/2010	Keller et al.	D13/180
7,709,853 B2 *	5/2010	Medendorp, Jr.	257/99
D618,636 S	6/2010	Hsieh	
7,748,873 B2 *	7/2010	Kim et al.	362/328
7,762,692 B2 *	7/2010	Lai et al.	362/311.02
D623,610 S	9/2010	Mallory et al.	
7,798,678 B2 *	9/2010	Destain	362/311.02
7,821,023 B2 *	10/2010	Yuan et al.	257/98
D626,523 S	11/2010	Mallory et al.	
D628,965 S *	12/2010	Kuwaharada et al.	D13/180

(Continued)

(\*\*) Term: **14 Years**

**FOREIGN PATENT DOCUMENTS**

(21) Appl. No.: **29/382,032**

JP D1298732 4/2007

(22) Filed: **Dec. 28, 2010**

(Continued)

(30) **Foreign Application Priority Data**

*Primary Examiner* — Selina Sikder  
(74) *Attorney, Agent, or Firm* — Brinks Hofer Gilson & Lione

Jul. 7, 2010 (JP) ..... 2010-016554

(51) **LOC (9) Cl.** ..... **13-03**

(52) **U.S. Cl.** ..... **D13/180**

(58) **Field of Classification Search** ..... D13/180;  
D26/2, 120; 257/79, 80, 81, 88, 89, 95, 98,  
257/99, 100, E33.058; 313/483, 498, 500;  
362/555, 800

See application file for complete search history.

(57) **CLAIM**

We claim the ornamental design for a light emitting diode, as shown and described.

(56) **References Cited**

**DESCRIPTION**

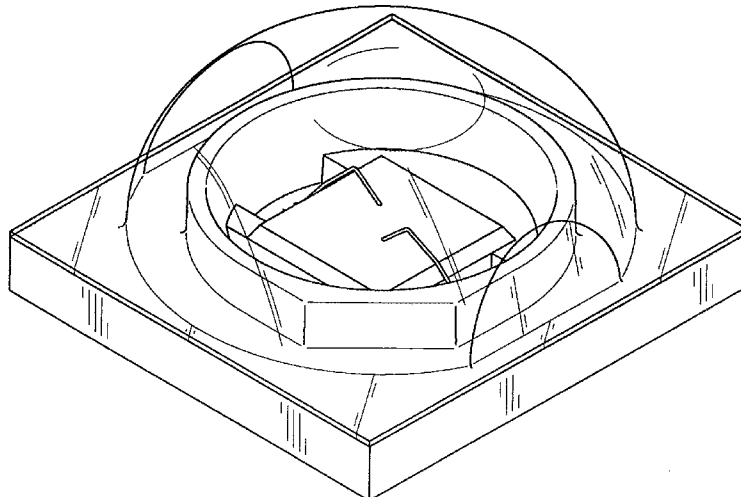
**U.S. PATENT DOCUMENTS**

5,722,760 A *	3/1998	Chien	362/84
7,211,835 B2 *	5/2007	Ono	257/99
7,352,011 B2 *	4/2008	Smits et al.	257/99
D571,316 S	6/2008	Lee et al.	
D572,210 S	7/2008	Lee	
D573,550 S	7/2008	Lee	
D573,551 S	7/2008	Lee	
D575,244 S	8/2008	Lee	
D578,671 S	10/2008	Kanayama et al.	
D581,884 S	12/2008	Yen	
D591,696 S	5/2009	Okada et al.	
D594,827 S	6/2009	Loh et al.	
D598,871 S	8/2009	Eberle et al.	
7,602,559 B2 *	10/2009	Jang et al.	359/726

FIG. 1 is a top perspective view of a light emitting diode of the present invention;  
FIG. 2 is a front view thereof;  
FIG. 3 is a rear view thereof;  
FIG. 4 is a first side view thereof;  
FIG. 5 is a second side view thereof;  
FIG. 6 is a top view thereof;  
FIG. 7 is a bottom view thereof;  
FIG. 8 is a cross-section view taken along the line 8-8 of FIG. 6; and,  
FIG. 9 is a cross-section view taken along the line 9-9 of FIG. 6.

The dome is composed of transparent resin and covers the substrate. In the cross-sectional views shown in FIGS. 8 and 9, a portion of the cross-sectional hatching is omitted to show the shape of the substrate.

**1 Claim, 6 Drawing Sheets**



# US D649,943 S

Page 2

## U.S. PATENT DOCUMENTS

D628,966	S *	12/2010	Kuwaharada et al. ....	D13/180
D636,741	S *	4/2011	Kuwaharada et al. ....	D13/180
D636,742	S *	4/2011	Kuwaharada et al. ....	D13/180
D636,743	S *	4/2011	Kuwaharada et al. ....	D13/180
2004/0136197	A1 *	7/2004	Ishida .....	362/487
2004/0180459	A1 *	9/2004	Hsu .....	438/26
2004/0196663	A1 *	10/2004	Ishida et al. ....	362/539
2004/0227149	A1 *	11/2004	Ibbetson et al. ....	257/100
2005/0263785	A1 *	12/2005	Kim et al. ....	257/100
2006/0034097	A1 *	2/2006	Hahm et al. ....	362/555
2006/0081863	A1 *	4/2006	Kim et al. ....	257/98
2006/0273338	A1 *	12/2006	Lee et al. ....	257/99
2007/0029563	A1 *	2/2007	Amano et al. ....	257/98
2008/0002412	A1 *	1/2008	Tanaka et al. ....	362/307
2008/0007966	A1 *	1/2008	Ohkawa .....	362/608
2008/0013322	A1 *	1/2008	Ohkawa .....	362/311
2008/0054280	A1 *	3/2008	Reginelli et al. ....	257/98
2008/0087907	A1 *	4/2008	Park et al. ....	257/98
2008/0297020	A1 *	12/2008	Wanninger et al. ....	313/110
2009/0242914	A1 *	10/2009	Ku .....	257/98

## FOREIGN PATENT DOCUMENTS

JP	D1298733	4/2007
JP	D1298938	4/2007
JP	D1308765	8/2007
JP	D1349724	1/2009
JP	D1349725	1/2009
JP	D1355076	4/2009
JP	D1363307	6/2009
JP	D1363679	6/2009
JP	D1363680	6/2009
JP	D1394065	8/2010
JP	D1394066	8/2010
JP	D1394067	8/2010
JP	D1394494	8/2010
JP	D1394495	8/2010
JP	D1394496	8/2010
JP	D1398521	10/2010

\* cited by examiner

FIG.1

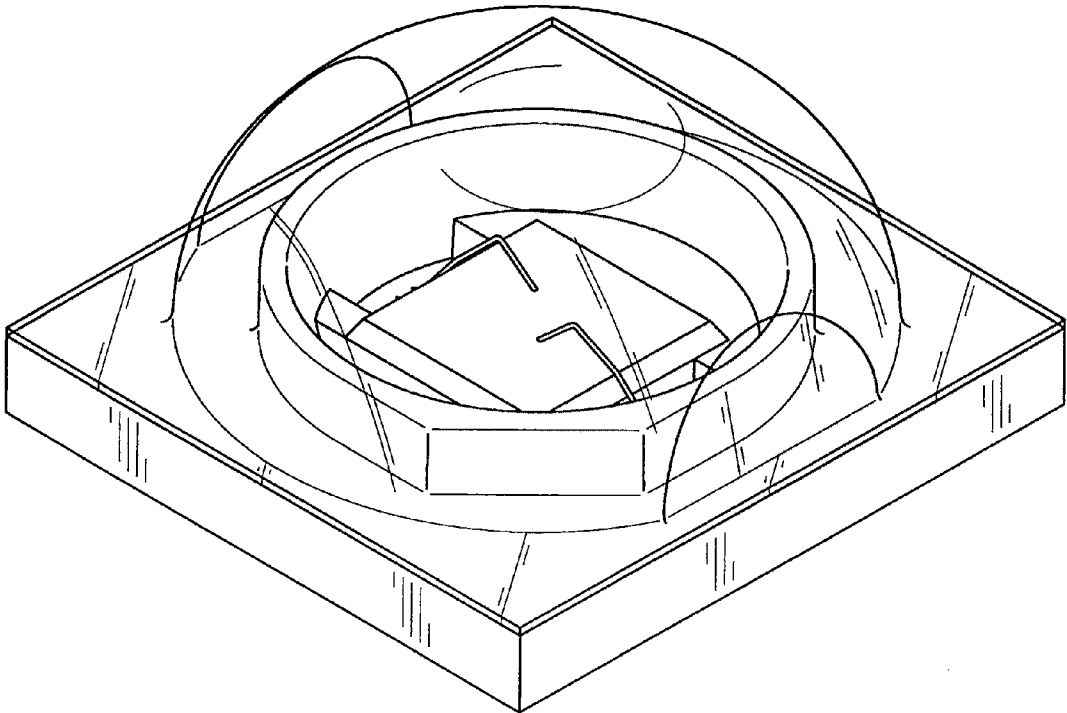


FIG.2

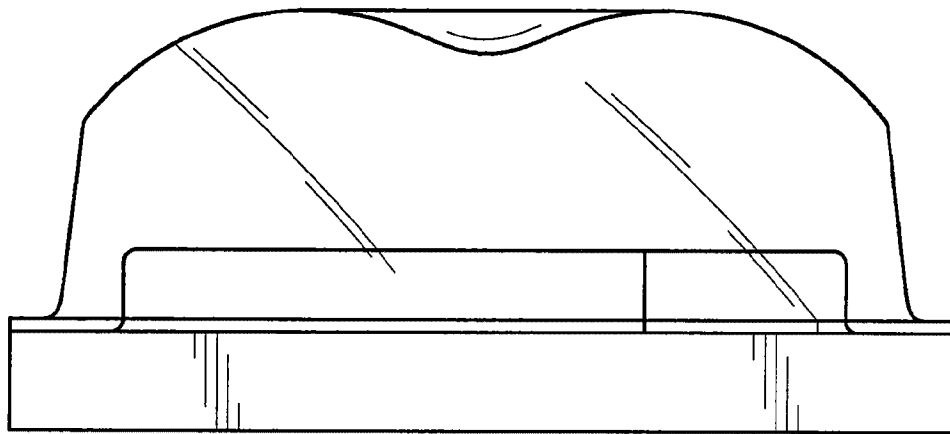


FIG.3

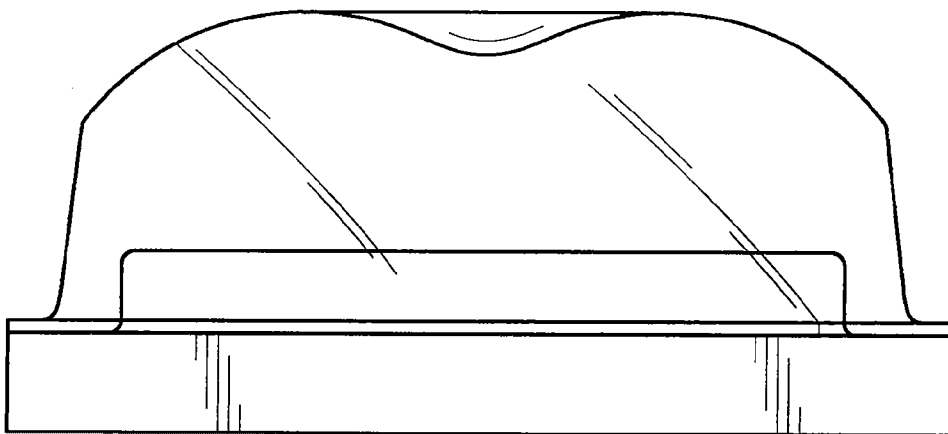


FIG.4

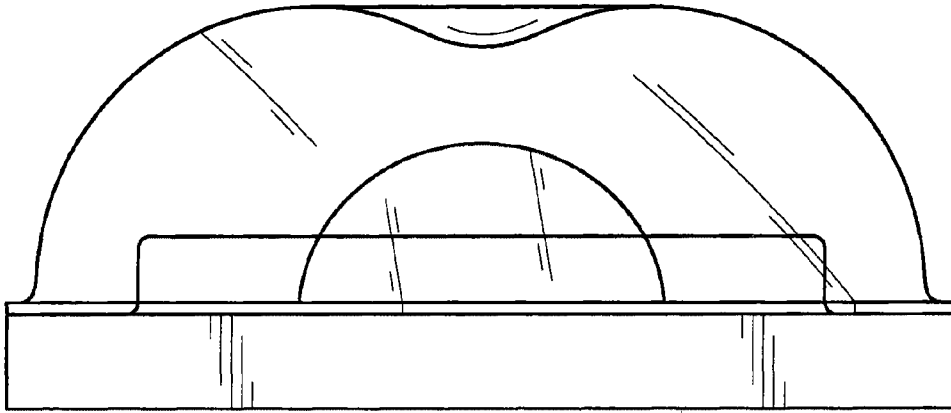


FIG.5

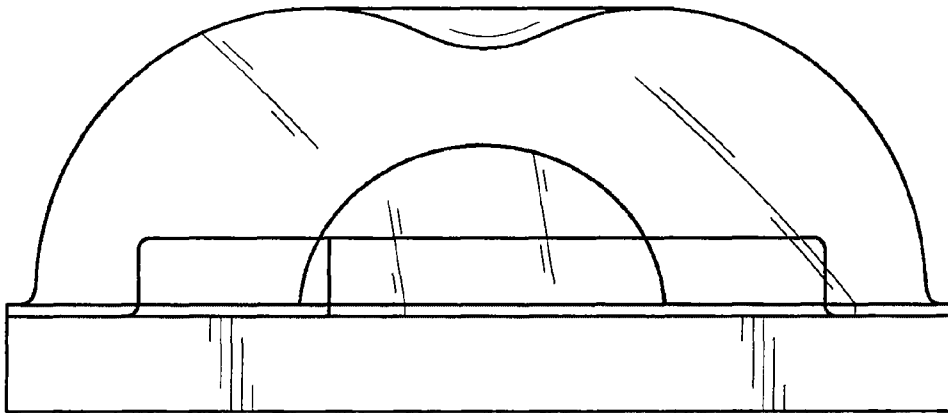


FIG.6

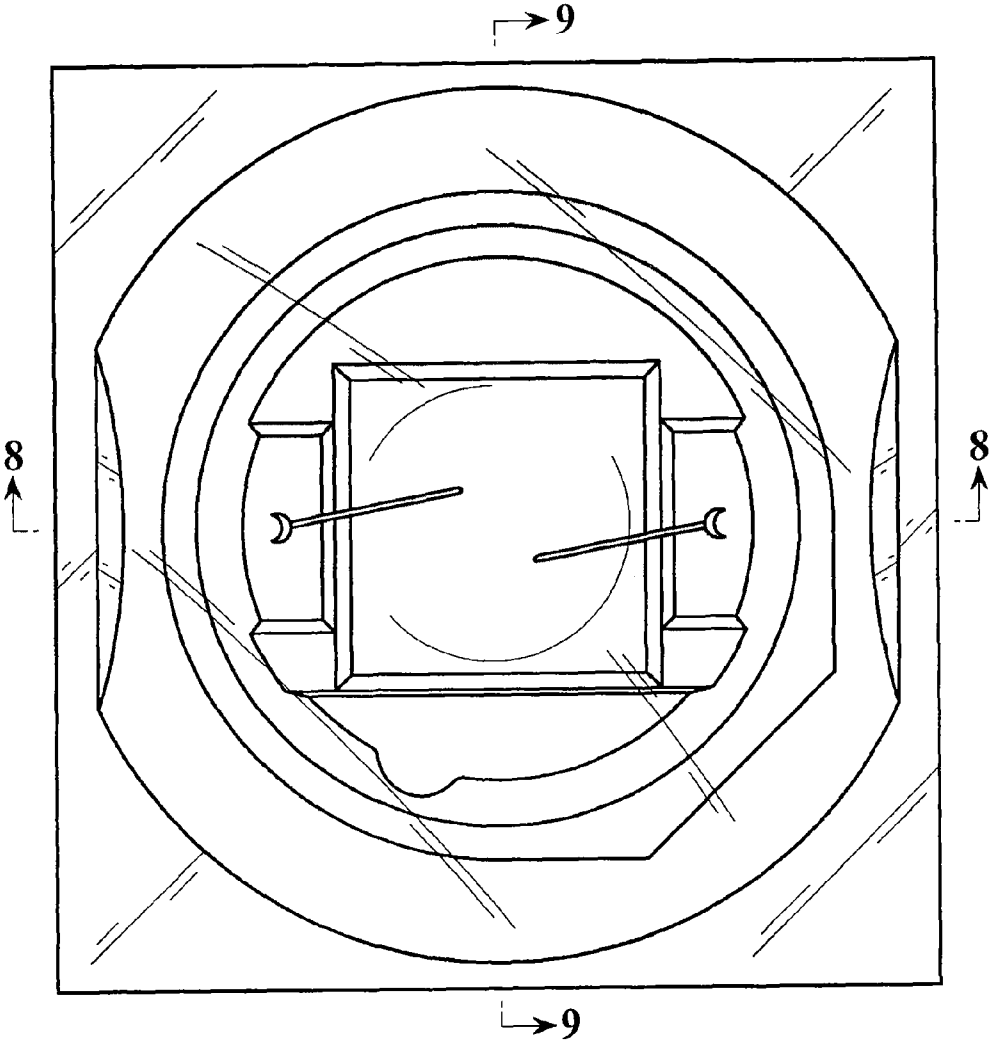


FIG.7

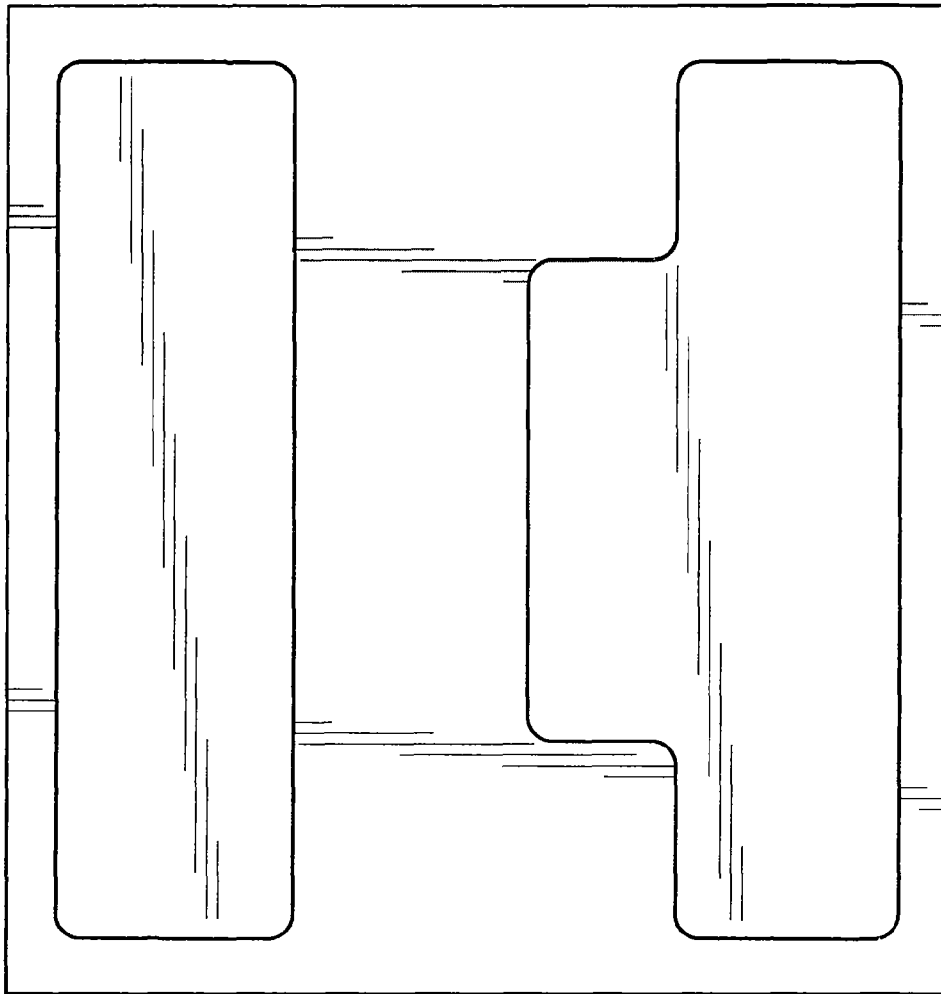


FIG.8

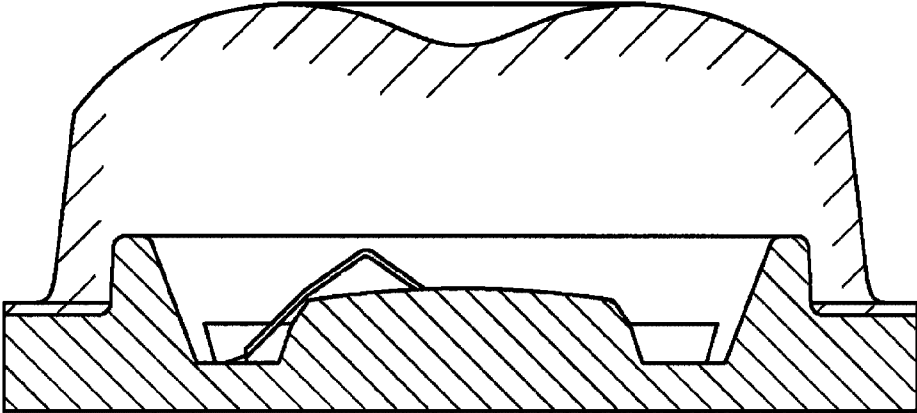


FIG.9

