



(19) **United States**

(12) **Patent Application Publication**
Larschan et al.

(10) **Pub. No.: US 2007/0038350 A1**

(43) **Pub. Date: Feb. 15, 2007**

(54) **DRIVER ACTIVITY AND VEHICLE OPERATION LOGGING AND REPORTING**

Publication Classification

(51) **Int. Cl.**
G01M 17/00 (2006.01)

(52) **U.S. Cl.** 701/35; 701/29

(57) **ABSTRACT**

A method for logging and reporting driver activity and vehicle operation includes identifying a driver of a vehicle, recording operating data with an on-board recorder that is hard-wired to an engine control module, coupled to a mileage sensing system, and linked to a global navigation satellite system, and recording duty status of the driver. An hours of service log and a fuel tax log are created from the operating data. The method includes comparing the driver's hours of service log to an applicable requirement, indicating to the driver whether the driver is in-compliance or out-of-compliance with the applicable requirement, automatically uploading the logs to a receiver external to the vehicle using a wireless telecommunications network, and emitting a compliance signal representative of whether the driver is in-compliance or out-of-compliance with the applicable requirement to a second receiver external to the vehicle and under control of authorities.

(76) Inventors: **Bradley R. Larschan**, Germantown, TN (US); **Alan C. Lesesky**, Charlotte, NC (US); **J. Richard Bishop JR.**, Woodstock, MD (US); **James W. Welch**, Germantown, TN (US)

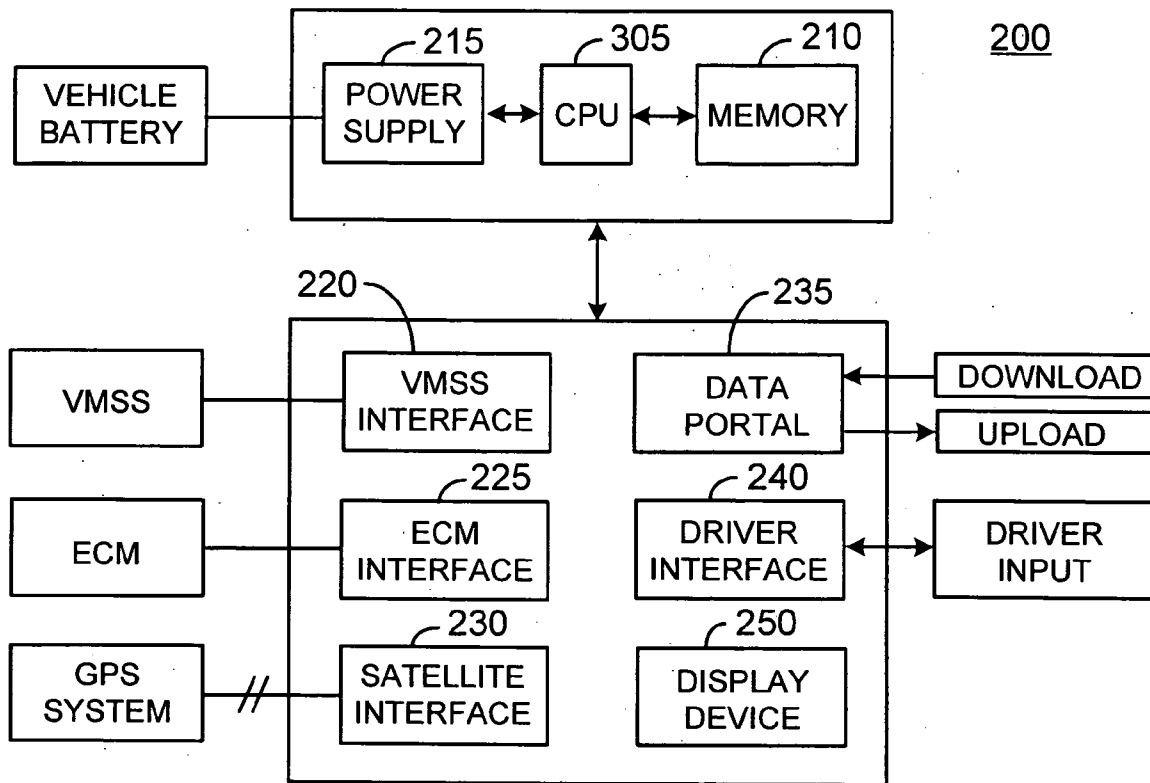
Correspondence Address:
FISH & RICHARDSON P.C.
P.O. BOX 1022
MINNEAPOLIS, MN 55440-1022 (US)

(21) Appl. No.: **11/299,783**

(22) Filed: **Dec. 13, 2005**

Related U.S. Application Data

(63) Continuation of application No. 11/203,280, filed on Aug. 15, 2005, now Pat. No. 7,117,075.



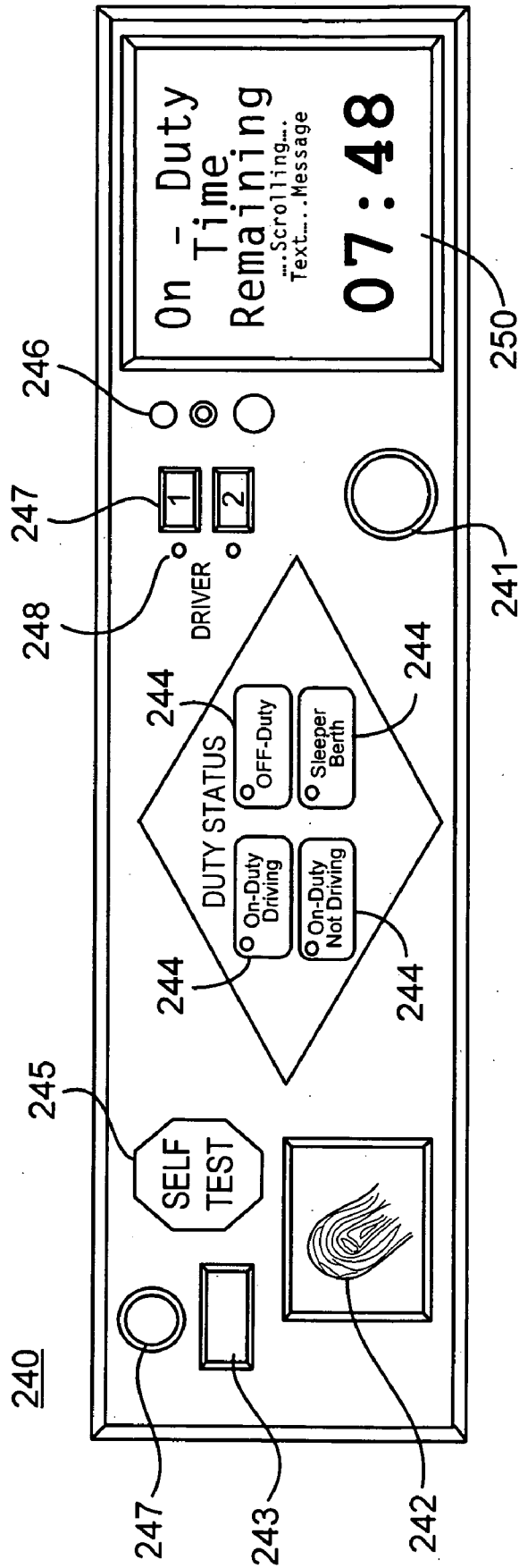


FIG. 1

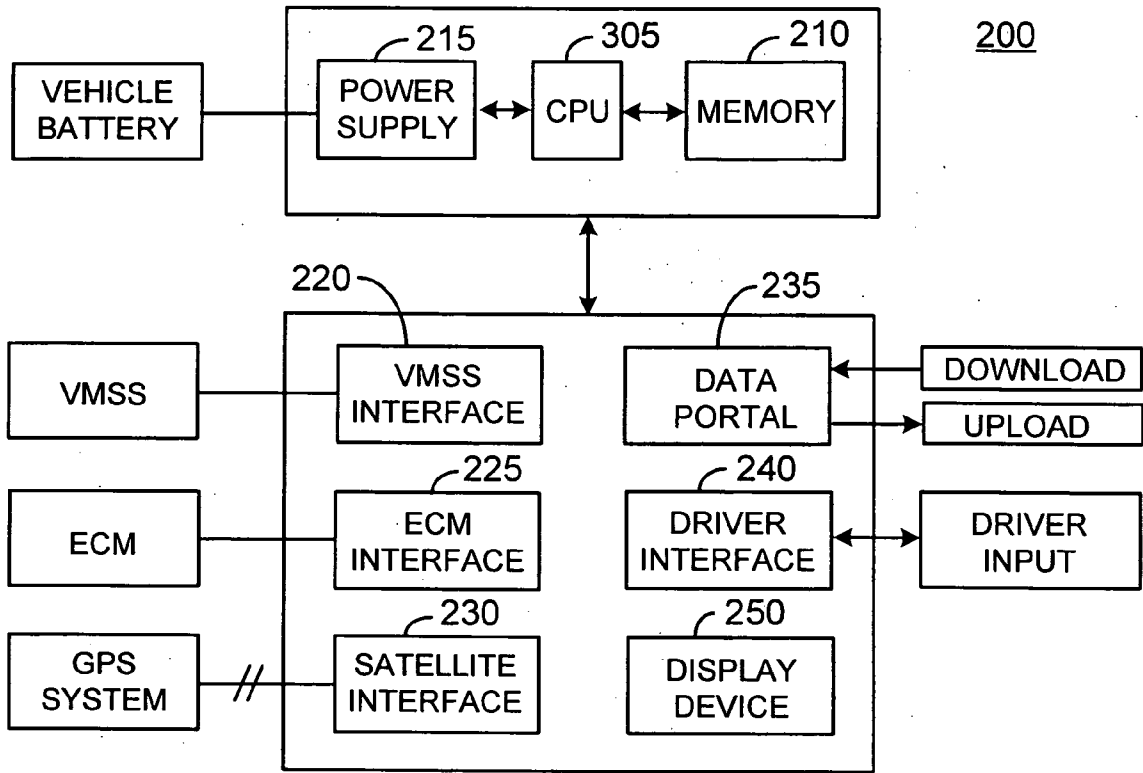


FIG. 2

100

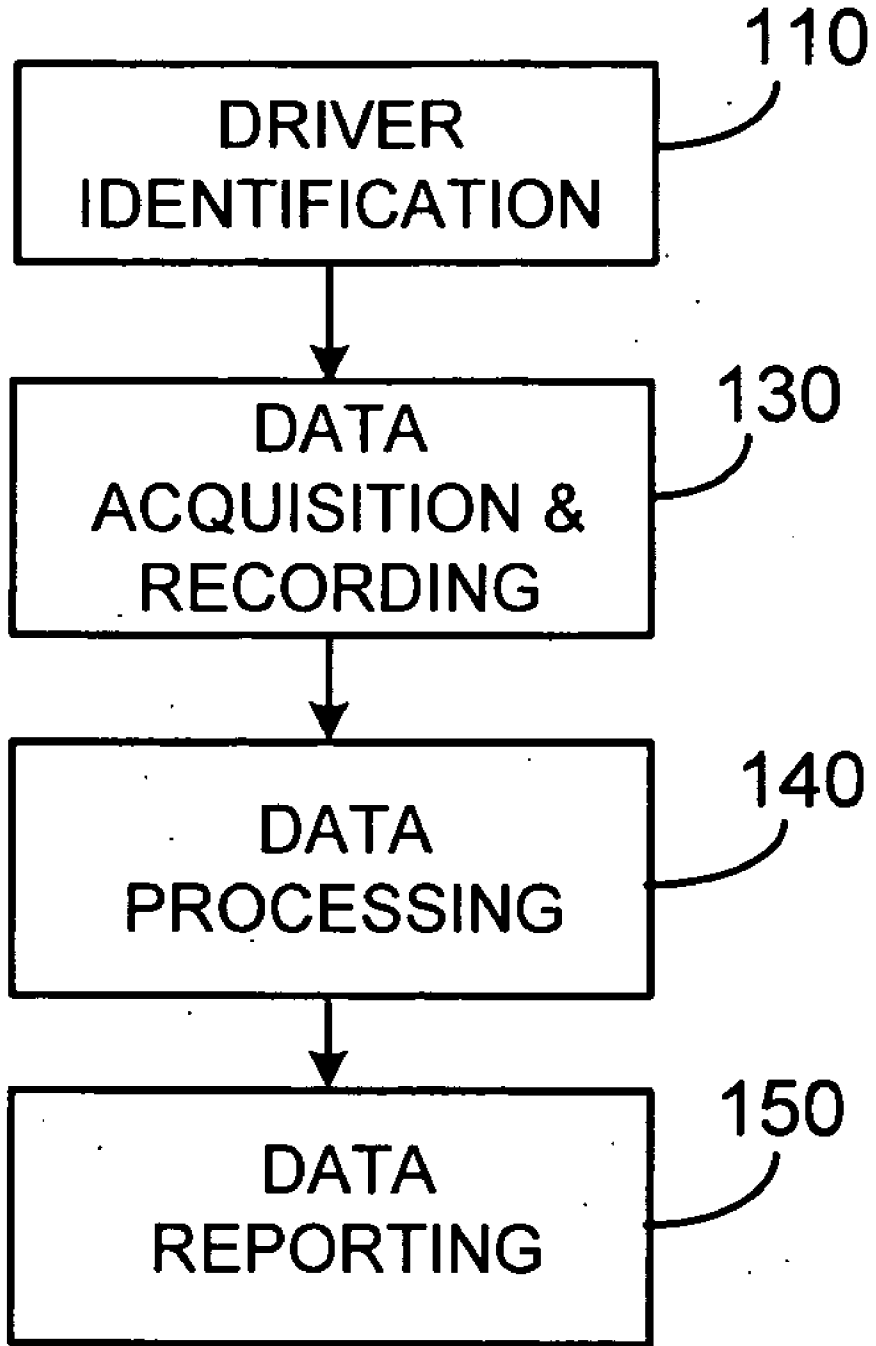


FIG. 3

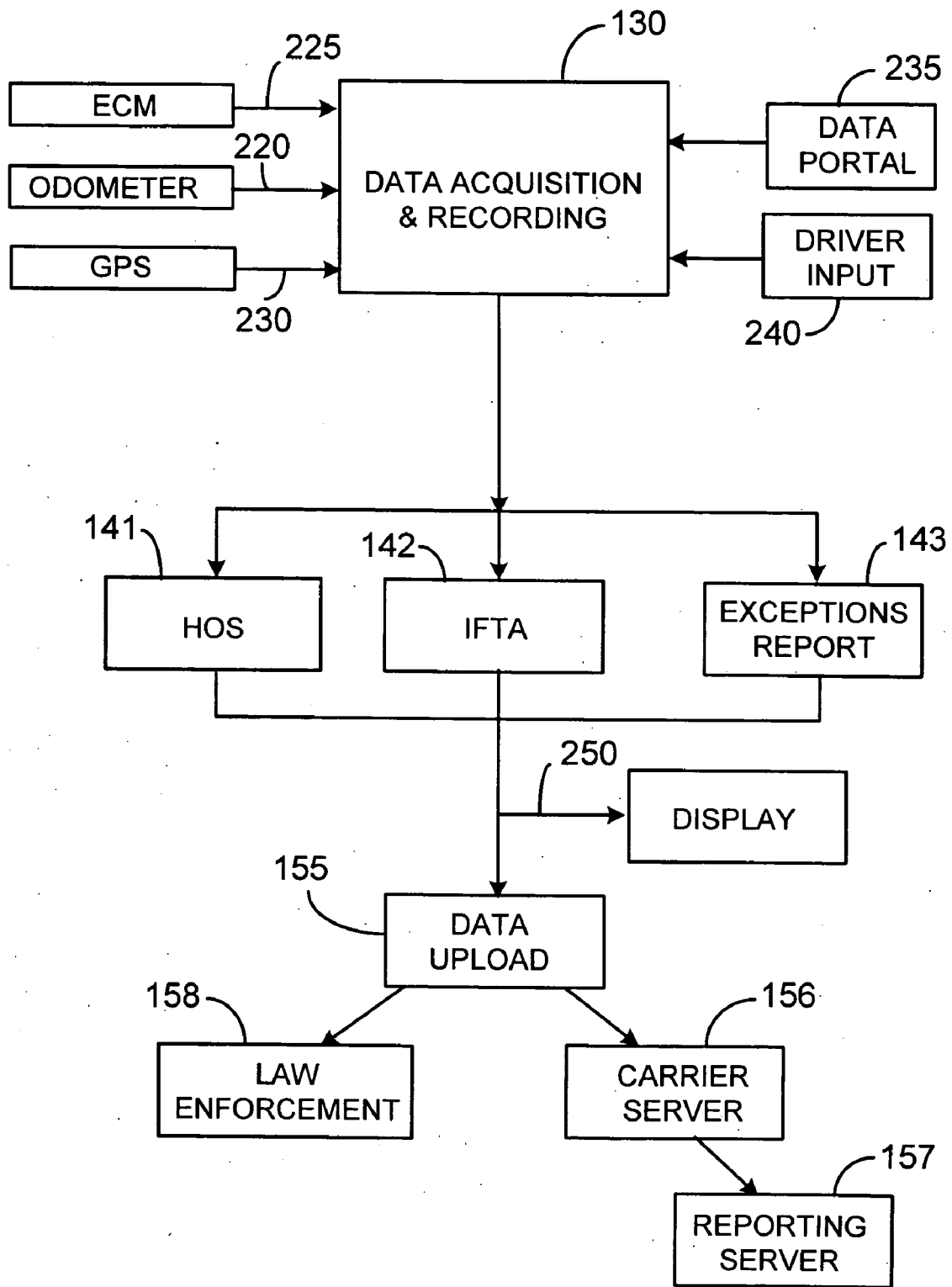


FIG. 4

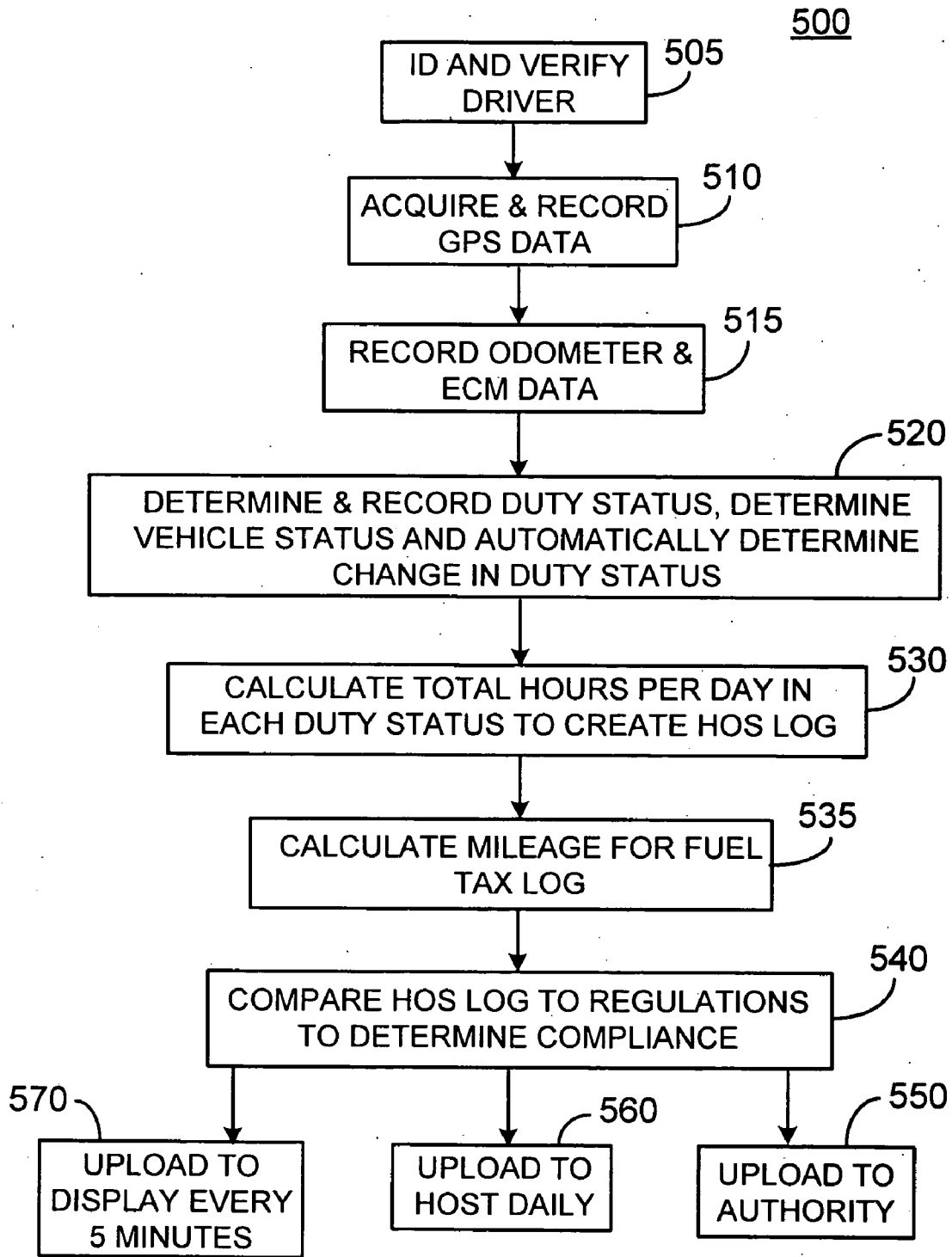


FIG. 5

14 HOUR CALCULATION AT ROADSIDE

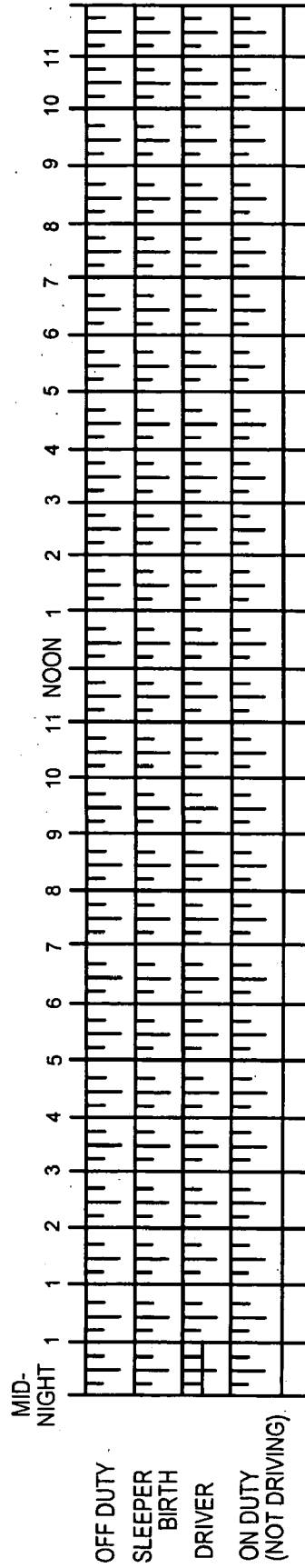
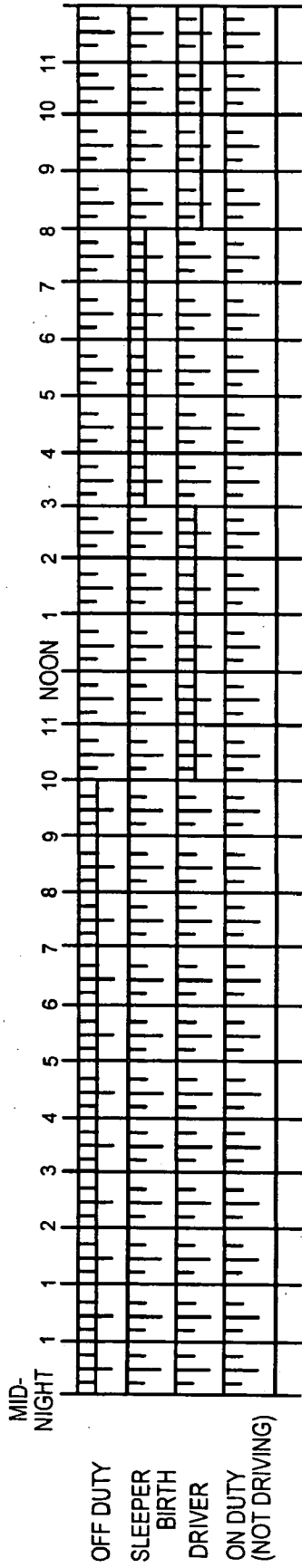


FIG. 6

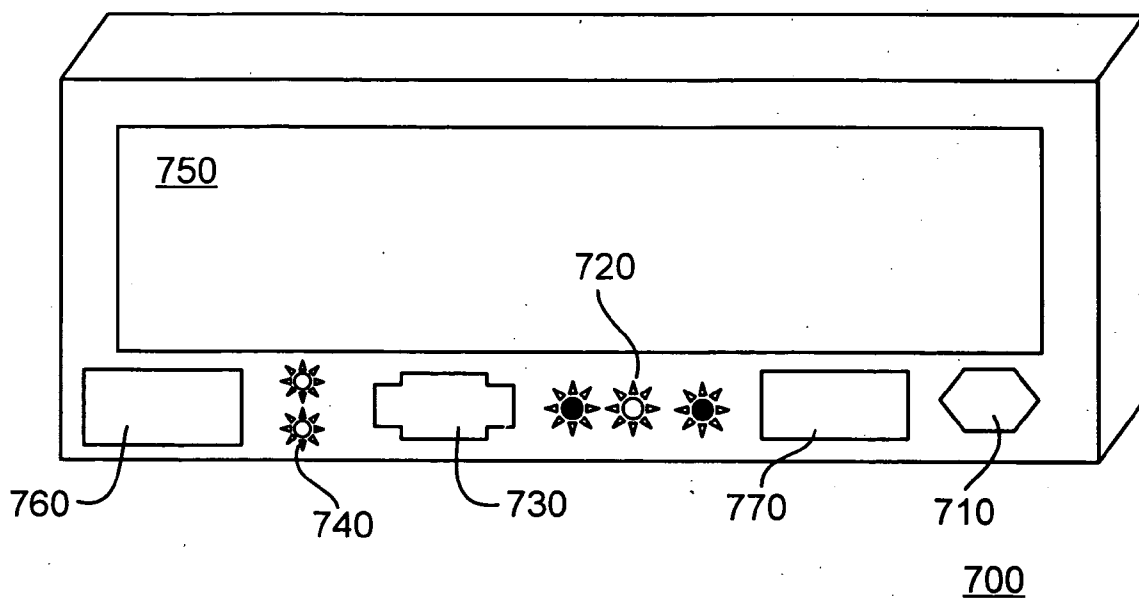


FIG. 7

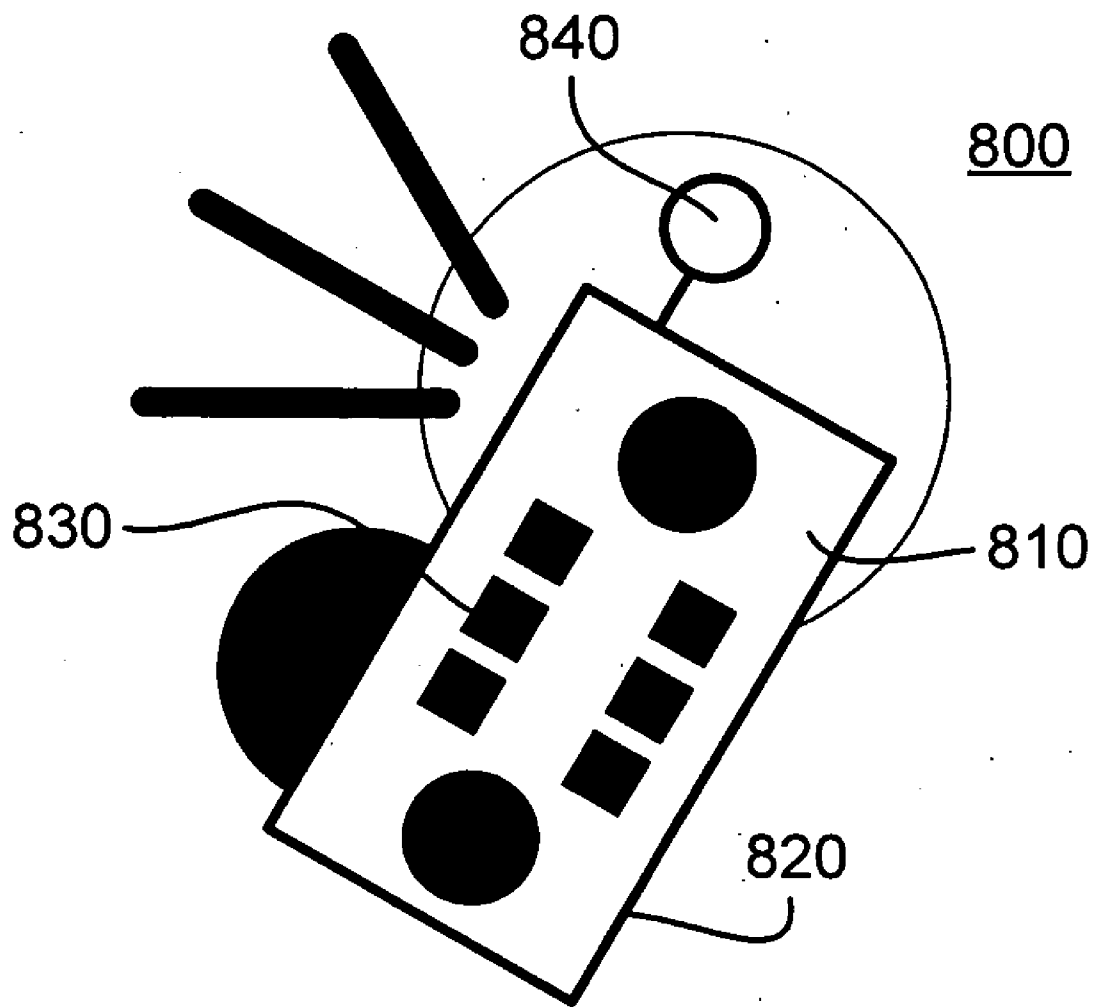


FIG. 8

DRIVER ACTIVITY AND VEHICLE OPERATION LOGGING AND REPORTING

TECHNICAL FIELD

[0001] The invention relates to driver activity and vehicle operation logging and reporting.

BACKGROUND

[0002] One of the largest government-mandated paperwork and cost burdens imposed upon any segment of private industry are the reporting requirements relating to commercial motor vehicles (CMV). Commercial Motor Vehicles (CMV) and their respective drivers and carriers are required by various federal regulations and international agreements to comply with rules governing the safe operation of the vehicles and the reporting of fuel taxes. In 1937, the federal government imposed hours-of-service (HOS) regulations upon commercial motor vehicle drivers operating commercial vehicles in the domestic motor carrier industry to ensure highway safety. Under direction of Congress, the Federal Motor Carrier Safety Administration (FMCSA) has scrutinized and periodically revised the hours-of-service regulations to aid in the reduction of driver fatigue and sleep disorder related incidents on the nation's highways.

[0003] Federal regulations relating to the safe operation of Commercial Motor Vehicles (CMV) are defined in 49 CFR Part 395 and 49 CFR Part 390.5, the entirety of each of which are incorporated by reference. One way in which safety is promoted in the hours-of-service regulations is to prohibit drivers from operating or being forced to operate their vehicles more than a specified amount of time between mandatory off-duty periods. In 1987, the FMCSA permitted carriers the flexibility of using an automatic on-board recording devices (AOBRD) instead of the traditional reporting method involving manual data entry and filing of reports by the CMV drivers and/or their carriers.

[0004] The International Fuel Tax Agreement (IFTA) is an agreement among jurisdictions in the United States, Mexico and Canada that simplifies the reporting of fuel-use tax for diesel, gasoline, gasohol, propane, and natural gas consumption by commercial motor vehicles. Fuel-use tax is included in the purchase price of the fuel and then later redistributed to those jurisdictions where the vehicle actually was driven while consuming fuel. For example, a driver of a CMV may purchase diesel fuel in the state of Texas and travel outside of Texas to a neighboring state, e.g., Louisiana, using the same diesel fuel purchased in Texas. IFTA requires carriers to report actual mileage driven in each jurisdiction so that the actual taxes collected may be later apportioned to Texas and Louisiana in accordance with actual vehicle operation. Each day, some 6.4 million drivers complete HOS logs to track driver compliance with HOS regulations. In addition, fuel tax logs are created daily for some 10 million trucks. The cost of compliance with these reporting requirements is extraordinarily burdensome. It is estimated that the annual cost of complying with reporting requirements using paper logs is approximately \$2,000.00 per driver and \$2,000.00 per commercial motor vehicle. This results in a paper log compliance cost of \$31 billion dollars per year imposed upon private industry.

SUMMARY

[0005] In one aspect, a method for logging and reporting driver activity and vehicle operation includes identifying a

driver of a vehicle and recording operating data. The operating data is recorded with an on-board recorder that is hard-wired to a data bus, for example, an engine control module, of the vehicle, coupled to a vehicle mileage sensing system, and linked to a global navigation satellite system. The operating data includes mileage obtained from at least one of the vehicle mileage sensing system and the vehicle data bus; engine use, time, and date obtained from the vehicle data bus; and location, time, and date obtained from the global navigation satellite system. The method includes recording a duty status of the driver. The duty status includes (a) off duty status, (b) sleeper berth status, (c) driving-on duty status, and (d) not driving-on duty status.

[0006] The method further includes creating an hours of service log from time, date, and duty status, the hours of service log including a change in duty status of the driver, time and date the change occurred, hours within each duty status, total hours driven today, total hours on duty for seven days, and total hours on duty for eight days; creating a fuel tax log from mileage obtained from the vehicle mileage sensing system, location obtained from the global navigation satellite system, time obtained from at least one of the vehicle data bus and the global navigation satellite system, and date obtained from at least one of the vehicle data bus and the global navigation satellite system, the fuel tax log including miles traveled between periodic recording intervals, and location, time, and date recorded at each periodic recording interval; comparing the driver's hours of service log to an applicable requirement, for example, law or regulation; indicating to the driver with the on-board recorder whether the driver is in-compliance or out-of-compliance with the applicable requirement; automatically uploading the hours of service log and the fuel tax log to a receiver external to the vehicle using a wireless telecommunications network; and emitting a compliance signal representative of whether the driver is in-compliance or out-of-compliance with the applicable requirement to a second receiver external to the vehicle and under control of authorities.

[0007] Embodiments of this aspect may include one or more of the following features.

[0008] The method includes identifying the driver of the vehicle by interfacing with a portable memory device, and importing a driver's hours of service log through the portable memory device or the wireless network. The portable memory device is, for example, a smart card or contact memory button. The method further includes verifying the identity of the driver of the vehicle using, for example, biometric verification, and enabling the vehicle to be started, moved, or engine idled in response to identifying the driver of the vehicle.

[0009] Recording operating data includes automatically recording the mileage from the vehicle mileage sensing system; the mileage, engine use, time, and date obtained from the vehicle data bus; and the location, time, and date obtained from the global navigation satellite system. Recording the duty status can include automatically determining a change in the duty status and at least one of the time, date and location of the change in the duty status from the operating data. Recording the duty status includes logging a change in the duty status from a manual input by the driver.

[0010] The fuel tax log is used to create an IFTA (International Fuel Tax Agreement) compliant fuel tax report. The method includes manually inputting an indication of a border crossing.

[0011] When team driving, the method includes logging the duty status of a first driver of the vehicle with the on-board recorder; identifying a next driver of the vehicle with the on-board recorder; logging the duty status of the first driver and the next driver of the vehicle with the on-board recorder; and importing data for an hours of service log for the next driver into the on-board recorder from at least one of a portable memory device and a wireless telecommunications network. The fuel tax log can be created for a single vehicle having the first driver and the second driver.

[0012] The method includes calibrating mileage received from the vehicle mileage sensing system using data received from the global navigation satellite system or using vehicle tire size, and providing mileage from the recorder to an odometer display and to the vehicle data bus.

[0013] An exceptions report can be created from the comparison of the driver's hours of service log to the applicable requirement, and a cause of being out-of-compliance displayed to the driver.

[0014] The method includes encrypting the operating data, the hours of service log, the fuel tax log, and the compliance signal emitted from the recorder to ensure data integrity.

[0015] Operating data can be modified by a driver input and/or by a fleet carrier input, and any alterations of operating data recorded with a track changes function of the on-board recorder and/or on the host server.

[0016] The hours of service log can be displayed, for example, inside or outside the vehicle on an external display, as a graphical grid.

[0017] Automatically uploading includes uploading over a pager connection, a cellular telephone connection, a wide area network connection, an infrared connection, a radio connection, and/or a satellite connection. Automatically uploading includes uploading during an off-peak operating period, for example between 1:00 am and 5:00 am and/or on a weekend, for a wireless telecommunications network. Automatically uploading includes attempting to upload at least daily first over a least expensive connection and, if unsuccessful, then over at least one next least expensive connection, and uploading over a satellite connection when successive daily uploads are unsuccessful. Automatically uploading includes attempting to upload at least daily first over a predetermined wireless telecommunications network connection and, if unsuccessful, then over another predetermined wireless telecommunications network. Automatic uploading is an uploading of the current day, previous days, or day prior to the previous day hours of service and/or fuel tax logs.

[0018] The method includes uploading to the second receiver external to the vehicle when a compliance status check is requested by law enforcement, and/or when the vehicle is within a predetermined range of the second receiver. The second receiver is located, for example, on a handheld device, along a highway, at a weigh station, or within a law enforcement vehicle. The compliance signal is

uploaded, for example, through a wired or wireless connection connected to a data port inside or outside of the vehicle.

[0019] The hours of service log is output to, for example, a display on the on-board recorder, a display on an external display device, the second receiver, or a wired connection connected to a data port inside or outside of the vehicle. The output of the hours of service log occurs responsive to a request from, for example, the driver, a fleet carrier, or the authorities. A data transfer and storage device can be placed in communication with the on-board recorder; and the hours of service log, fuel tax log, and the compliance signal uploaded to the data transfer and storage device.

[0020] The receiver to which the logs are automatically uploaded is, for example, a host server, and the fuel tax logs are uploaded from the host server to an external server that creates and files fuel tax reports.

[0021] In particular embodiments, the method may include notifying the driver if a particular event occurs, for example, notifying the driver to log into the recorder if the vehicle moves and the driver has not logged in, emitting an out-of-compliance signal if the driver is not logged in within a predetermined period, notifying the driver to log operating data on a paper log if the recorder is malfunctioning, and notifying a driver when the driver is nearing the end of an hours of service parameter. The driver can be notified by, for example, a text message, a visual indicator, and/or an audible signal. Compliance can be indicated by red, yellow, and green lights. A light on the recorder can be flashed when the driver is within a first predetermined time period of the end of the parameter, and another light on the recorder flashed when the driver is within another predetermined time period of the end of the parameter. The carrier can also be notified when the driver is nearing the end of a parameter. The method can also include emitting a signal indicating whether the recorder is present. The method further includes, for example, the driver certifying the hours of service log prior to the automatic upload, and initiating a self-diagnostic function on the recorder upon a predetermined event. The predetermined event is at least one of a vehicle start, once in a 24-hour cycle, upon demand by law enforcement, and upon demand by the driver.

[0022] According to another aspect, a method for logging and reporting driver activity and vehicle operation includes recording only the following operating data mileage obtained from at least one of the vehicle mileage sensing system and the vehicle data bus; engine use, time, and date obtained from the vehicle data bus; and location, time, and date obtained from the global navigation satellite system.

[0023] According to another aspect, an on-board recorder for logging and reporting driver activity and vehicle operation includes a memory device configured to store operating data; a power supply; a first interface configured to connect to a vehicle mileage sensing system; a second interface configured to connect to an vehicle data bus of the vehicle; a receiver configured to link with a global navigation satellite system; at least one data portal configured to upload data from the memory device to a receiver external to the vehicle using a wireless telecommunications network, and supporting a connection with a receiver external to the vehicle and under control of authorities; a driver interface configured to record driver identification information input by a driver of the vehicle and duty status input by the driver;

a processor operatively connected to the memory device for processing encoded instructions, recording operating data, and creating an hours of service log, a fuel tax log, and determining whether the driver is in compliance with an applicable requirement; and a display.

[0024] According to another aspect, a system for logging and reporting driver activity and vehicle operation includes an on-board recorder; wired connection between the on-board-recorder and the vehicle data bus; a first server connected with the vehicle through the wireless telecommunications network, the on-board recorder being configured to automatically download the hours of service log, the fuel tax log, and the compliance signal; and a second server connected with the first server and configured to receive the fuel tax log, the second server is including a computer readable media encoded with one or more computer programs for filing fuel tax reports based on the fuel tax log.

[0025] According to another aspect, a device for logging and reporting driver activity and vehicle operation includes one or more of the following means: means for identifying a driver of a vehicle and recording operating data; means for recording a duty status of the driver; means for creating an hours of service log; means for creating a fuel tax log; means for comparing the driver's hours of service log to an applicable requirement; means-for indicating to the driver with the on-board recorder whether the driver is in-compliance or out-of-compliance with the applicable requirement; means for automatically uploading the hours of service log and the fuel tax log to a receiver external to the vehicle; and means for emitting a compliance signal representative of whether the driver is in-compliance or out-of-compliance with the applicable governmental reporting requirement to a second receiver external to the vehicle and under control of authorities.

[0026] According to another aspect, a method includes one or more of the following and/or an apparatus includes one or more of the following means for: identifying one or more drivers of a vehicle; verifying the identity of the one or more drivers by at least one of biometric and visual means; determining driver hours of service for more than one driver concurrently; recording driver hours of service for more than one driver concurrently; uploading data via a least cost method over a wireless telecommunications network; uploading through the recorder, via a wireless telecommunications network, driver identity, whether or not verified; identifying a driver, tying identity information to a driver record, determining driver hours of service, recording hours of service, uploading hours of service via a wireless telecommunications network, and optionally verifying identity information and optionally tying verification information to the driver record.

[0027] According to another aspect, a method includes one or more of the following and/or an apparatus includes one or more of the following means for: determining miles driven by a vehicle; recording miles driven by a vehicle; determining at least one of present and past location of a vehicle within a jurisdiction; determining at least one of present and past location of a vehicle between jurisdictions; determining border crossings between jurisdictions; recording at least one of present and past location of a vehicle within a jurisdiction; recording at least one of present and past location of a vehicle within two or more jurisdictions;

recording border crossings between jurisdictions; uploading via a wireless telecommunications network at least one of present and past location of a vehicle within a jurisdiction; uploading via a wireless telecommunications network at least one of present and past location of a vehicle within two or more jurisdictions; uploading via a wireless telecommunications network border crossings between jurisdictions; and uploading via a least cost method over a wireless telecommunications network at least one of present and past location of a vehicle within a jurisdiction, at least one of present and past location of a vehicle within two or more jurisdictions, and/or border crossings between jurisdictions.

[0028] According to another aspect, a method includes one or more of the following and/or an apparatus includes one or more of the following means for: calculating, for example, periodically, when interrogated by authorities, or continuously, whether or not a driver is driving within parameters established by at least one of law(s) or regulation(s); wirelessly notifying, signaling, alerting or informing authorities that a driver is not in compliance with applicable hours of service laws or regulations; transmitting driver hours of service data to law enforcement via at least one of a wired connection, portable memory device and wirelessly; displaying data residing on the recorder via at least one of a wired connection, portable memory device and wirelessly; displaying remaining time for driver hours of service in at least one duty status generated from the recorder; exchanging data between the recorder and devices used to pump fuel into a vehicle; determining a driver's hours of service in compliance with home country and country of operation laws and regulations determining more than one driver's hours of service concurrently in compliance with home country and country of operation laws and regulations; and displaying hours of service data in any one or more languages.

[0029] According to another aspect, a method includes one or more of the following and/or an apparatus includes one or more of the following means for: identifying the location at which a trailer is at least one of tethered or un-tethered from a vehicle; recording the location at which a trailer is at least one of tethered or un-tethered from a vehicle; uploading the location at which a trailer is at least one of tethered or un-tethered from a vehicle; identifying the location of a trailer tethered to a vehicle; recording the location of a trailer tethered to a vehicle; and uploading the location of a trailer tethered to a vehicle.

[0030] The details of one or more embodiments of the invention are set forth in the accompanying drawings and the description below. Other features, objects, and advantages of the invention will be apparent from the description and drawings, and from the claims.

DESCRIPTION OF DRAWINGS

[0031] FIG. 1 is a front view of a display of an on-board recorder.

[0032] FIG. 2 is a schematic view of the on-board recorder.

[0033] FIG. 3 is a flowchart of a system and method for logging and reporting driver and vehicle operating data.

[0034] FIG. 4 is a flowchart of processing steps for logging and reporting driver and vehicle operating data.

[0035] FIG. 5 is a flowchart of processing steps for logging and reporting driver and vehicle operating data.

[0036] FIG. 6 is a graphical view of an hours-of-service log generated by the on-board recorder.

[0037] FIG. 7 is a front view of a display external to the recorder.

[0038] FIG. 8 is a schematic view of a device for receiving a signal indicating compliance status of a driver or vehicle.

DETAILED DESCRIPTION

[0039] The systems, methods and apparatus described provide the capability of logging driver activity and vehicle operating data, creating reports from the data containing information required to comply with HOS regulations and IFTA fuel tax reporting, and emitting a signal indicating whether the driver is in-compliance or out-of-compliance with applicable HOS laws or regulations.

[0040] Referring to FIGS. 1 and 2, an on-board recorder 200 includes various inputs and outputs for interfacing with a driver of the vehicle, a host server (typically located at the fleet carrier), authorities, a vehicle mileage sensing system, for example, a speed sensor (such as a magnetic pickup) and vehicle odometer sensor display of the vehicle, a data bus of the vehicle, for example, the vehicle engine control module (ECM), and a global navigation satellite system. The driver communicates with recorder 200 via a driver interface 240 permitting data input and interaction with the driver through the use of a portable memory device reader 241, and duty status buttons 244.

[0041] Recorder 200 includes a front panel 240 having a display screen 250, for example, a scrolling text message bar, for displaying text messages to the driver, a portable memory device reader 241, such as a contact memory button reader or smart card reader, to permit logging-in and logging-out-of the driver from recorder 200 as well as transfer of prior driver activity to and from recorder 200, and duty status buttons 244 permitting the driver to manually change the driver's duty status, i.e., "on-duty driving," "off-duty," "on-duty, not driving," or "sleeper berth." Front panel 240 has a self-test button 245 that allows the driver to initiate testing of the operability of recorder 200, and an indicator light 246, 248, such as an LED light, that indicates proper or improper operation of recorder 200 and/or the driver that is currently driving when team driving. Additional indicating lights 246 provide a visual indication of whether the driver's hours of service is in compliance or out-of-compliance with applicable hours of service regulations, for example, a red light indicates out-of-compliance, a green light indicates in-compliance, and a yellow light indicates that the driver is approaching the end of permitted driving time. Additionally or alternatively, compliance information can be conveyed to the driver audibly and/or on display screen 250. Front panel 240 also includes either or both of on-duty time remaining and a scrolling text message bar on display 250. Driver buttons 247 permit recorder 200 to switch the display between the drivers driving.

[0042] The front panel 240 of the driver interface includes optional biometric reading device(s) 242, 249, for example, a fingerprint recognition reader 242 and a camera 249. Recorder 200 also includes a wired data port 243, such as a

USB port, to permit data transfer between the recorder 200 and other external devices or media, such as an electronic display (shown in FIG. 7).

[0043] Recorder 200 continuously obtains mileage from the vehicle mileage sensing system through a mileage sensing system interface 220, as well as mileage, engine use, miles driven, time and date obtained from the ECM through an ECM interface 225. Vehicle location (latitude and longitude), date, and time are input to recorder 200 from a global navigation satellite system, e.g., GPS, via a satellite interface 230 periodically, such as every fifteen minutes. In addition, a wireless data portal 235 is provided to permit the uploading and downloading of data from and to recorder 200.

[0044] On-board recorder 200 includes a back-up power supply 215, for example, an internal battery, processor 205, and a memory device 210. Primary power to on-board recorder 200 is provided by a connection to the vehicle battery. The processor 205 is, for example, a central processing unit (CPU) or a simpler data storage device utilizing encoded and encrypted instructions with processing capabilities in accordance with the available memory 210. The memory device 210 includes read and write capabilities and a variety of commercial, off the shelf memory media. The processor 205 and memory 210 collectively form the logic component of the recorder 200. Recorder 200 includes a display 250 for informing the driver of the remaining driving time permitted by the HOS laws or regulations, and for displaying relevant information to federal, national, state, provincial or local authorities, as discussed below.

[0045] Referring to FIG. 3, a process 100 for logging and reporting driver activity and vehicle operating data includes driver identification 110, data acquisition and recording 130, data processing 140, and data reporting 150. On-board recorder 200 is always powered on. Recorder 200 can automatically enter a "sleep mode" in which non-essential systems such as the display screen are powered down to conserve power, and the driver can awaken recorder 200 by pushing any key, or recorder 200 can be awakened by starting the vehicle or if the vehicle moves. The ability of the driver to cause the unit to go into sleep mode or to power-off can be limited or prevented. The identity of the driver is determined by the use of a unique driver ID, for example, a portable memory device issued to the operator and operable with a portable memory device reader 241, such as a smart card or contact memory button. The ability to start, move, or disable the vehicle can be controlled by or contingent upon an accurate identification of the driver.

[0046] Referring to FIG. 4, data acquisition and recording 130 encompasses acquiring data from the vehicle mileage sensing system, the vehicle ECM, GPS, driver input, and data portal 235. The on-board recorder 200 is connected to the ECM of the vehicle through a data bus, such as an SAE J1708, J1850 or J1939 data bus connected through the ECM interface 225. The data on the bus is translated into an RS232 signal via a commercial off-the-shelf data translator and fed into the on-board recorder processor 205 and memory 210. The vehicle mileage sensing system interface 220 is formed, for example, by hard-wiring on-board recorder 200 to the vehicle's magnetic speed sensor. Recorder 200 includes a Global Positioning System (GPS)

receiver which forms satellite interface **230** and derives its input signal from an antenna located on the interior or exterior of the vehicle.

[**0047**] Mileage can be determined from only the ECM or through a broadcasting of an odometer reading from a vehicle dashboard, such as on a SAE J 1708 MID 140 bus. Alternatively, data received from the vehicle mileage sensing system, such as a speed sensor positioned at the transmission tail shaft of a vehicle can be automatically calibrated, for example, by comparing the data to mileage determined from GPS or through GPS mapping from a central server. The device can be automatically re-calibrated, by programming recorder **200** with the size and wear of the vehicle's tires and/or for different gear ratios. Recorder **200** can then provide the calibrated mileage to at least one of the odometer display and the ECM. Vehicle mileage can also be calibrated by using the GPS mapping at the central server and then sending the calibration back to the vehicle.

[**0048**] Recorder **200** automatically, continuously records the vehicle operating data as raw vehicle operating data obtained from the vehicle mileage sensing system and the ECM, and records GPS data at a set period time, for example, every fifteen minutes. GPS data can also be recorded upon the detection of a specific event, such as a change in duty status, or operating parameter, such as the engine being off for more than a specified period of time. To determine the hours of service, the driver's duty status throughout the day is also determined. Duty status includes driving-on duty, not driving-on duty, off duty, and sleeper berth. Each change in duty status can be manually input to recorder **200** by the driver using duty status buttons **244** and recorded with a time and date stamp obtained via GPS. Certain changes in duty status can also be determined automatically by recorder **200**, as discussed below.

[**0049**] Data processing **140** creates an HOS log **141** and an IFTA log **142** from the raw data, and compares the HOS log to applicable regulations to determine whether the driver is in-compliance with HOS regulations. A more detailed exceptions report can be created from the comparison of the HOS log to applicable regulations that provide the detail of the comparison. In creating the HOS log, recorder **200** continuously calculates the time the driver has been in each duty status over the course of a day. The HOS log includes the time per duty status for eight consecutive days, including a calculation of the total hours driven today, total hours on duty for the past seven days, and total hours on duty for the past eight days. The hours of service log is typically created from date, time, mileage and duty status.

[**0050**] In creating the IFTA log, at every acquisition of data from GPS, for example, every fifteen minutes, the miles driven over that time period are calculated from mileage data obtained from the vehicle mileage sensing system and/or ECM, and recorded with a location, time, and date stamp obtained from the GPS data. A fuel tax report is then created, preferably by an external server, such as the host server or a second server communicating with the host server, having the requisite software to create a report in compliance with IFTA regulations, from the IFTA log and any required fuel purchase information.

[**0051**] Data processing **140** can also include an automatic determination of change in duty status from off-duty to driving on-duty. By recording the time when the vehicle

starts to move, as determined by the ECM indicating engine use, i.e., that the vehicle has been started, and by the vehicle mileage sensing system or ECM indicating motion, recorder **200** automatically records a change of duty status to driving-on duty at that time. By recording the time when the engine is turned off for a predetermined period, such as four minutes, recorder **200** automatically prompts the driver to input a change of duty status to not driving-on duty, off duty, or sleeper berth. Also, by recording the time when the engine remains on but the vehicle is not moving (determined from, for example, either a speed of zero obtained from the ECM or there being no change in mileage) for a predetermined period, such as four minutes, recorder **200** can automatically prompt the driver to input a change of duty status to not driving-on duty, off duty, or sleeper berth. Off duty status is automatically determined at the time the driver logs out from recorder **200**, for example, by removing the smart card from smart card reader **241**. Alternatively, the driver can use the keys to indicate off-duty status while leaving the card in the reader.

[**0052**] Data reporting **150** includes using recorder **200** to provide information to the driver, as discussed above, displaying on display device **250** the hours of service log and compliance status, with display **250** and indicator lights **246**. An additional display tablet can be connected to recorder **200** to display the hours of service log in grid form. For example, operator's total hours driven today, total hours on duty today, total miles driven today, total hours on duty for seven days, total hours on duty for eight days, and the operator's changes in duty status and the times the changes occurred are displayed.

[**0053**] Data reporting **150** also encompasses the ability of system **100** to automatically upload the hours of service log and the fuel tax log to a receiver external to the vehicle using a wireless telecommunications network. Recorder **200** also emits, such as periodically or continuously, a signal representative of the compliance status to a second receiver external to the vehicle and under control of authorities, such as law enforcement, carrier management, regulatory agencies or other approved inspector or agent. In addition, the compliance status, HOS logs or a more detailed exceptions report can be uploaded to a second receiver external to the vehicle when recorder **200** is queried.

[**0054**] Recorder **200** is configured to automatically attempt to transmit data to a host server via the wireless telecommunications network's off-peak hours, e.g., at a predetermined period of time (e.g., 1:00 am-5:00 am) that is selected because it is available at low cost. A wireless telecommunications network made up of pager networks, cell phone networks and wide area networks provides low cost options. Other options are an infrared connection, a radio connection, and a satellite connection. Recorder **200** is programmed to seek a single wireless telecommunications network to upload data to a host server. Alternatively, recorder **200** can be programmed to seek various wireless telecommunications networks to upload data to a host server, from the least cost to the next most expensive cost and so on until the device finds such a data link and uploads its data. If after a predetermined time period for performing an upload, such as fourteen days, upload has not been successful, each day's HOS log, and IFTA log, and alternatively an exceptions report as well, can be uploaded whenever the recorder comes into contact with the pre-determined

method of uploading data, or can be uploaded over a satellite connection. Data is stored on recorder **200** for not less than **14** consecutive days and is organized by driver for hours of service purposes and/or by vehicle for fuel tax reporting purposes. By continuously emitting a signal indicating the compliance status of the driver, recorder **200** provides a way whereby authorized federal, state or local officials can immediately check the status of a driver's hours of service. Authorities receive this signal whenever the vehicle is within a predetermined range of the second receiver located, for example in a hand-held device, law enforcement vehicle, weigh station, or along a highway. The entire hours of service log can be displayed on recorder **200** or on an electronic display or tablet connected thereto, or downloaded, when recorder **200** is queried. Data can be downloaded to law enforcement personnel using a receiver tied to a computer, for example, in the law enforcement vehicle, that wirelessly interrogates recorder **200** and displays the data, by using a handheld device in the possession of a law enforcement officer that wirelessly interrogates recorder **200** and displays the data, or by using a wired connection through a port inside or outside of the vehicle.

[**0055**] The capability can also be provided to download information from a host server to the recorder. For example, using the communication link by which data is downloaded to the host server, the host server can also communicate data to recorder **200** at the end of the daily upload cycle. Data transmitted can include driver regime, such as 7 day/60 hour or 8 day/70 hour regime. The host server can also communicate with recorder **200** as desired via a wireless telecommunications network to ascertain information, such as compliance status, location as of the last GPS recording and remaining HOS.

[**0056**] Referring to FIG. 5, the overall process includes driver and vehicle identification and verification **505**, acquiring and recording GPS data at pre-determined intervals, for example, every 15 minutes **510**, acquiring mileage and ECM data, for example, continuously, recording mileage and ECM data, for example, at least every 15 minutes, **515**, determining duty status from driver input and/or automatically and recording duty status **520**, calculating total hours per day in each duty status to create an HOS log **530**, recording latitude and longitude for fuel tax reporting **535**, comparing the HOS log to regulations to determine compliance, uploading compliance status or a detailed exceptions report to federal, national, state, provincial or local authorities **550** continuously, periodically or upon receipt of authority's or driver request, uploading to the host server **560**, for example, daily, and uploading to the recorder display **570**, for example, every five minutes.

[**0057**] Recorder **200** automatically records data formatted to meet home country legal requirements and country of operation legal requirements. For example, a driver whose home country is Mexico, may operate a vehicle over a period of time in the United States. The operation of the vehicle within these countries, and their respective states, provincial or local jurisdictions triggers different reporting requirements to comply with respective HOS laws or regulations. Recorder **200** simultaneously records hours of service and/or fuel tax information that is country-specific, such as for the United States, Canada, and Mexico, and has multi-lingual reporting capability, such as English, French and/or Spanish.

[**0058**] As seen in FIG. 6, a graphical representation of an hours of service log includes duty status (off-duty, sleeper berth, driving, and on duty-not driving) on the vertical axis, and hours of the day on the horizontal axis. The log line indicates each change in duty status, the time the change occurred, and the hours within each duty status between changes. In the example shown for Day 1, the driver was in "off duty" status for 10 hours (midnight to 10 am on Day 1), followed by five hours of on "duty-driving" (10 am to 3 pm on Day 1), followed by a "sleeper berth" period of five hours (3 pm to 8 pm). The driver was then back on duty "driving" for another five hours (8 pm to 1 am on Day 2) when the driver was pulled over for a routine roadside inspection or weigh station. In this situation, the driver was in compliance with the hours of service regulations. Accordingly, a signal representing a compliance status (in-compliance state) would have been emitted by the on-board recorder during the inspection. The law enforcement officer would have known before inspecting the hours of service log shown in FIG. 6 that the driver was already in compliance.

[**0059**] A complete display of an hours of service log can provide eight such graphical representations, one for each of the eight days, and a summary of the total hours driven today, total hours on duty for seven days and total hours on duty for eight days. As seen in FIG. 7 the hours of service log shown in FIG. 6 can be displayed separately from recorder **200**. For example, an external display device **700** is connected to recorder **200** to provide a more detailed review of recorded data. External display device **700**, such as an electronic tablet connected wirelessly or through a wired connection such as a USB connection with recorder **200**, has a relatively large display **750** for viewing detailed HOS logs (see FIG. 6) that are not as easily viewed on the display **250** of recorder **200**. The external display device **700** includes a device functioning indicator **710**, compliance status indicators **720**, a home or operating country selector **730**, driver selectors or indicators **740**, a duty status selector **760** and a data transmission port **770**, such as a USB connection or wireless transceiver for wirelessly communicating with recorder **200**.

[**0060**] Referring to FIG. 8, a device **800** for receiving a signal indicating a compliance status of a driver or vehicle has an "in-compliance" indicator **810**, an "out-of-compliance" indicator **820**, an input/keypad **830**, and a receiver **840** for receiving emitted compliance status signals from nearby recorders **200**. Device **800** can be powered from a law enforcement officer's vehicle (such as plugged into a cigarette lighter), or battery, and can be a handheld device that is used to monitor passing and nearby vehicles for HOS compliance status. Recorder **200** can have a short range RF transmitter which broadcasts the driver's HOS compliance status, electronic vehicle license plate, drivers risk factor based on past records, etc. The receiver can be an RF receiver distributed to state, local, and federal authorities providing snapshot monitoring of the status of drivers (HOS compliant or non-compliant), high risk drivers and vehicles at toll gates and border crossings.

[**0061**] A number of embodiments of the invention have been described. Nevertheless, it will be understood that various modifications may be made without departing from the spirit and scope of the invention. For example, the on-board recorder may be configured to include one or more of the following features.

[0062] Recorder 200 can include a biometric reader for verifying the identity of the driver using, for example, facial, retinal or thumbprint recognition. The identity data is compared to a database within recorder 200 to verify the identity of the driver by matching the biometric with a specific driver. The unique driver ID can be a Transportation Worker Identification Card (TWIC) currently being developed by the Transportation Security Administration (TSA) or a commercial driver's license (CDL) issued by various state or federal governments. The vehicle can be disabled if the identity of the driver cannot be verified after some predetermined time.

[0063] Camera 249 can be a miniature camera, such as with IR lighting for night driving, positioned on the front face of recorder 200 for visual analyzing the driver. The camera is used to identify the driver and visually tie the driver to the HOS data. Facial recognition, retinal-or IRIS mapping, and driver behavior can be periodically assessed such as for drowsy driver syndrome from the recorder or an external source, such as through an external host server. The digital camera feature can be used for gate authorization by sending the drivers' ID and photograph ahead to a destination, such as a shipping dock or border crossing. The camera feature can be used for on-board documentation in the central server. Once the vehicle is in the non-moving and park mode the digital camera can also be used as a FAX/Scanner.

[0064] The portable memory device carried by the driver, for example, the smart card or contact memory button (such as the IBUTTON™ available from Dallas Semiconductor Corp.), can be configured to retain driver identity data, driving regime (such as, 7 day or 8 day regime), and the driver's hours of service log such that this information is automatically downloaded from the portable memory device to recorder 200 whenever a driver logs into a vehicle. In this way, the driver's hours of service log and related information can be transferred from one vehicle to another as the driver changes vehicle. Such data can also be downloaded into recorder 200 from the fleet carrier via several methods, for example, a wired connection at the fleet terminal, a wireless connection at the fleet terminal and/or a wireless download at any location within the range of a wireless telecommunications network. The portable memory device can include a programmable logic controller, such as an electrically erasable, programmable, read-only memory (EEPROM) of flash EEPROM.

[0065] Additional information that can be stored on the portable memory device includes the driver's current driving regime, the commercial driver license number (CDL #), commercial driver endorsements (e.g., HAZMAT), traffic violations and high risk driver data (e.g., DWI convictions). Transactions such as the last vehicle driven can also be stored on the driver card. Portable memory device technology, such as the IBUTTON™, can be used to transfer fuel purchase information about the vehicle and/or driver to a fuel pump and/or from the fuel pump to recorder 200. Alternatively, or in combination, infrared and RFID technology can be used to transfer data to and from recorder 200 to a user ID card or other external data source.

[0066] Recorder 200 can separately record each driver's duty status when more than one driver is driving the vehicle, for example team driving. While the hours of service for a

particular driver are transferred, for example, by a wireless telecommunications network connection or portable memory device, when the driver moves to a new vehicle, the IFTA logs, which are vehicle dependent, remain with the recorder on the old vehicle.

[0067] IFTA reports identify the miles driven in each jurisdiction. Border crossings, for example, between states, countries, and provinces, can be determined by the driver inputting to recorder 200 when a border is crossed, by mapping software on an external server, or by mapping software on recorder 200. Recorder 200 can emit a signal indicating whether the recorder is present and thus recording data for compliance with applicable IFTA laws or regulations, and can emit safety related information such as tire pressure.

[0068] For each change of duty status, whether input manually or determined automatically, location as determined by GPS can be recorded. If a vehicle is equipped with an Intelligent Dash Board with speedometer, on dash odometer and fuel gage 225, data can be collected by recorder 200 from the Intelligent Dash Board rather than through the vehicle mileage sensing system interface 220.

[0069] The data processing 140 and data reporting 150 sections can also provide the capability of data encryption to ensure data integrity and to prevent tampering by the vehicle operator. However, the driver and/or carrier can be permitted to modify the operating data, and the processor includes a track changes function that records any alterations of operating data. Recording 200 can also provide the capability of authenticating the recipient of data such that data is only available to authorized users.

[0070] Recorder 200 can prompt the driver to review and verify that all entries are accurate prior to uploading data to the carrier. Recorder 200 can further prompt the driver to certify that all entries made by the driver are true and correct or that recorder 200 is operating properly. If recorder 200 malfunctions, the recorder can notify the driver visually, audibly and/or using a text message, prompt the driver to revert to a paper log, and/or emit an out-of-compliance signal. If recorder 200 determines that the vehicle is moving but no driver is logged on, a visual/audio/or text warning is provided to the driver signaling that the driver is not logged-in, and an out-of-compliance signal is emitted. Recorder 200 can also warn the driver when the driver is approaching the maximum limitations established by the hours of service laws or regulations. Recorder 200 can also upload such a warning to the carrier.

[0071] To limit "double counting," whereby a driver uses a paper log book when recorder 200 is on-board, recorder 200 can emit a signal indicating that recorder 200 is on-board the vehicle. Recorder 200 has logic built in to account for, for example, gaps in miles or time to ensure the driver does not tamper with recorder 200, such as by disconnecting the power source, pulling a fuse, or similar tampering.

[0072] Recorder 200 continually or periodically performs self-testing and can prompt the driver to troubleshoot for system errors and system rebooting. Recorder 200 can self-test upon demand from law enforcement.

[0073] WIFI™ or BLUETOOTH™ technology can be utilized to facilitate data transfer and/or permit the-communication of many different devices to form a communication

network. BLUETOOTH™ technology can be used to permit the downloading of fuel purchase information to recorder 200 and/or as the communication protocol for the recorder itself in communications with law enforcement or any other data transfer.

[0074] Recorder 200 can have a short range RF transmitter which broadcasts the driver's HOS compliance status, electronic vehicle license plate, driver's risk factor based on past records, etc. The receiver can be an RF receiver distributed to state, local, and federal authorities for a snapshot monitoring status of drivers (HOS compliant or non compliant) high risk drivers and vehicles at toll gates and border crossings, and for Homeland Security purposes generally. The receiver can plug into the cigarette lighter of the law enforcement vehicle, similar power source or be positioned within a handheld device. A non-compliant driver can be identified by recorder 200 emitting short range signals, such as 315 MHZ or 434 MHZ (approximately 200 ft) RF signals, which can be detected by authorities. The receiver held by authorities can be a 315 MHZ or 434 MHZ RF device. The data exchange is dependent upon an authentication process, whereby only authorized users (the authorities) can access the data. The authorities can then be alerted while driving past a vehicle on the highway or when sitting along an interstate and monitoring for violators. Once a violation has been detected the authorities can obtain a detailed log from the recorder via a hard connection or a wireless connection, such as BLUETOOTH™ OR WIFI™ adapter in the USB data port of recorder 200. Also the non compliant driver status can be broadcasted on the SAE J1708/1587 data bus and the RS-232 port from the recorder. As another method the RS-232 and/or SAE J1708 data can allow existing telecommunication products on the vehicle such as QUALCOMM™, XATA™ and PEOPLENET™ to transmit the driver log report status. Also, as another method the RS232, SAE J1708 or USB data port can allow the driver logs to be downloaded via WIFI™ or BLUETOOTH™ adapters or devices at WIFI™ hot spots at truck stops, for example, SIRICOMM™ has incorporated WIFI™ hot spots at Pilot Service Centers, and WIFI™ Hot(s) Networks are planned at weigh stations, toll gates, and Fleet Terminals.

[0075] Vehicles emitting an in-compliance signal can pass through a checkpoint or roadside inspection without further delay and those that are not in-compliance can be stopped for further investigation. Recorder 200 can be queried to generate a driver's hours of service graph and display the graph, for example, on a display tablet that can be connected to recorder 200. Electronic tablet 700 can be equipped with a rechargeable battery, such as a NiCd battery or a standard NiCad battery pack used on video cameras. The electronic tablet device 700 can include an antenna for all types of wireless communication and a connection permitting wired communication. The electronic tablet 700 can include a USB port so that printers and other devices can communicate to the electronic table 700. The recorder can be provided with a USB Port to form a direct, non-wireless connection to the tablet.

[0076] Recorder 200 can also be provided with the option of detecting whether or not a trailer is tethered to the vehicle. If tethered, recorder 200 connects to a PLC chip located in the trailer from the ABS Trailer Module that contains the trailer's ID number and related data and a PLC receiver chip located in the recorder. The trailer ID information can be

obtained from various sources, for example, via a PLC4Trucks power line communications, such as defined in SAE J2497. If the fleet operator wants to locate that particular trailer it can access the PLC network chip via cell or pager network, or via satellite, through recorder 200.

[0077] The Recorder 200 can be equipped with a Tractor PLC ID transmitter chip and the driver log information can be downloaded from a Trailer Tracking System, such as TERION™, using a SAE J 2497 power line communication protocol. This method allows the driver's log report along with a tractor ID to be sent through an existing power line, for example, using a standard SAE J560 tractor/trailer connector and SAE J2497 protocol to a trailer communication wireless product.

[0078] Accordingly, other embodiments are within the scope of the following claims.

1. A method, comprising:
 - automatically electronically capturing fuel purchase price data; and
 - electronically linking the fuel purchase price data to vehicle mileage, and electronically linking the fuel purchase price data to location data of the site of fueling.
2. The method of claim 1, wherein automatically electronically capturing fuel purchase price data includes:
 - automatically electronically capturing the fuel purchase price data at a fuel pump, and
 - electronically transferring the fuel purchase price data from the fuel pump to a vehicle supplied fuel from the fuel pump.
3. The method of claim 2, wherein electronically transferring the fuel purchase price data from the fuel pump to the vehicle comprises transferring the fuel purchase price data over a wireless connection.
4. The method of claim 3, wherein the wireless connection comprises a WIFI connection.
5. The method of claim 3, wherein the wireless connection comprises a BLUETOOTH connection.
6. The method of claim 3, wherein the wireless connection comprises an infrared connection.
7. The method of claim 2, wherein electronically transferring the fuel purchase price data from the fuel pump to the vehicle comprises transferring the fuel purchase price data from the fuel pump to the vehicle by using a portable memory device.
8. The method of claim 1, wherein the fuel purchase price data includes fuel-use tax data.
9. The method of claim 1, further comprising acquiring the location data from a Global Positioning System.
10. The method of claim 9, wherein acquiring the location data comprises acquiring the location data at periodic intervals.
11. The method of claim 1, further comprising acquiring the vehicle mileage data from at least one of a vehicle mileage sensing system and a vehicle engine control module.
12. The method of claim 11, wherein the vehicle mileage sensing system includes a speed sensor and a vehicle odometer.

13. The method of claim 12, wherein acquiring the vehicle mileage data comprises acquiring the vehicle mileage data at periodic intervals.

14. The method of claim 1, wherein electronically linking the fuel purchase price data to vehicle mileage data and location data comprises electronically processing the fuel purchase price data, the vehicle mileage data, and the location data at periodic intervals.

15. The method of claim 14, wherein processing at periodic intervals comprises processing in response to receipt of location data for the vehicle from a Global Positioning System.

16. The method of claim 14, wherein each interval period has a predetermined duration.

17. The method of claim 14, wherein each interval period has the same duration.

18. The method of claim 1, wherein electronically linking the fuel purchase price data to the vehicle mileage data and the location data includes processing the fuel purchase price data, vehicle mileage data, and location data for a vehicle to generate an International Fuel Tax Agreement report.

19. The method of claim 18, wherein processing the fuel purchase price data, vehicle mileage data, and location data for the vehicle includes processing the vehicle mileage data and location data for the vehicle to create an International Fuel Tax Agreement (IFTA) log and processing the IFTA log and fuel purchase price data to generate the IFTA report.

20. The method of claim 19, wherein processing the IFTA log comprises processing the IFTA log on-board the vehicle.

21. The method of claim 20, wherein processing the IFTA log and fuel purchase price data to generate the IFTA report comprises processing the IFTA log and fuel purchase price data to generate the IFTA report at a host server external to the vehicle.

22. The method of claim 19, wherein processing the vehicle mileage data and location data to create the IFTA log comprises processing the vehicle mileage data and location data at periodic intervals to create the IFTA log.

23. The method of claim 19, wherein processing the vehicle mileage data and location data to create the IFTA log includes processing the vehicle mileage data with time data to determine distance data.

24. The method of claim 19, wherein processing the vehicle mileage data and location data to create the IFTA log comprises:

receiving a first location data for the vehicle;
determining a first time data associated with the first location data;

receiving a second location data for the vehicle;
determining a second time data associated with the second location data, the second time data being subsequent in time to the first time data,

in response to receipt of the second location data, calculating, using the vehicle mileage data, a distance traveled by a vehicle during the interval of time between the first time data and the second time data,

recording the distance traveled, the second location data, and the second time data in the IFTA log.

25. The method of claim 24, wherein receiving a first location data and determining a first time data associated with the first location data comprises receiving the first location data and the first time data from a Global Positioning System.

26. A method, comprising:
automatically electronically capturing fuel purchase data from a fuel pump; and
electronically linking the fuel purchase data to vehicle mileage and location data.

* * * * *