



US00D392331S

# United States Patent [19]

[11] Patent Number: Des. 392,331

Lacoste

[45] Date of Patent: \*\*Mar. 17, 1998

## [54] MAGNETIC POSTER WITH STREAMERS

[76] Inventor: **Marvin Lacoste**, P.O. Box 292, Kiln, Miss. 39556

[\*\*] Term: **14 Years**

[21] Appl. No.: **62,037**

[22] Filed: **Nov. 6, 1996**

[51] LOC (6) Cl. .... **20-02**

[52] U.S. Cl. .... **D20/42; D20/40**

[58] Field of Search ..... **D20/10, 40, 42; D21/100; 40/584, 600, 591, 588, 602, 621**

### [56] References Cited

#### U.S. PATENT DOCUMENTS

D. 317,944	7/1991	George	.....	D20/42
4,258,492	3/1981	Williams	.....	40/591 X
4,663,874	5/1987	Sano et al.	.....	40/600 X
4,806,396	2/1989	Pratt et al.	.....	D21/100 X
5,503,891	4/1996	Marshall et al.	.....	40/600 X

Primary Examiner—Susan J. Lucas

Assistant Examiner—Jennifer Rivard

Attorney, Agent, or Firm—Pravel, Hewitt, Kimball & Krieger

## [57] CLAIM

The ornamental design for a magnetic poster with streamers, as shown and described.

### DESCRIPTION

FIG. 1 is a front view of my magnetic poster with streamers secured to the upper right hand corner of the poster;

FIG. 2 is an environmental view of my magnetic poster shown secured to a vehicle;

FIG. 3 is a front view of magnetic poster with streamers secured to the upper left hand corner of the poster;

FIG. 4 is a rear view of the magnetic poster as shown in FIG. 1;

FIG. 5 is a top view thereof;

FIG. 6 is a bottom view thereof;

FIG. 7 is a rear view of the magnetic poster as shown in FIG. 3;

FIG. 8 is a top view thereof;

FIG. 9 is a bottom view thereof;

FIG. 10 is a left side view of the magnetic poster as shown in FIGS. 1 and 3; and,

FIG. 11 is a right side view of the magnetic poster as shown in FIGS. 1 and 3.

The broken line disclosures are shown for illustrative purposes only and form no part of the claimed design.

1 Claim, 2 Drawing Sheets




FIG. 1





FIG. 3




FIG. 2

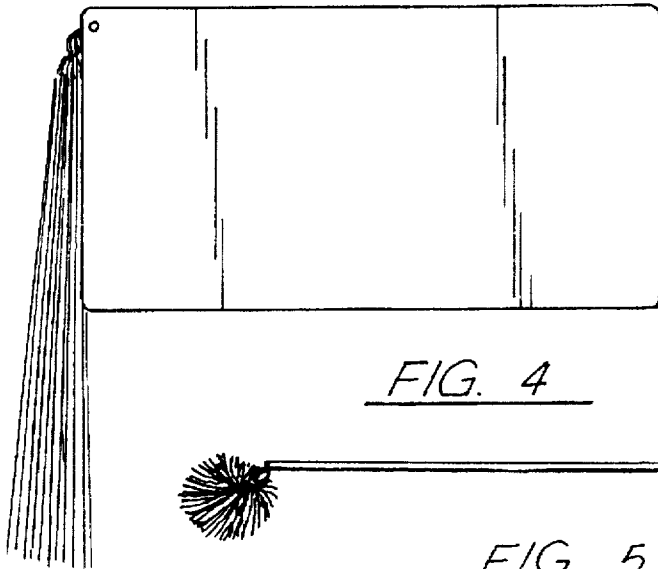


FIG. 4




FIG. 5




FIG. 6

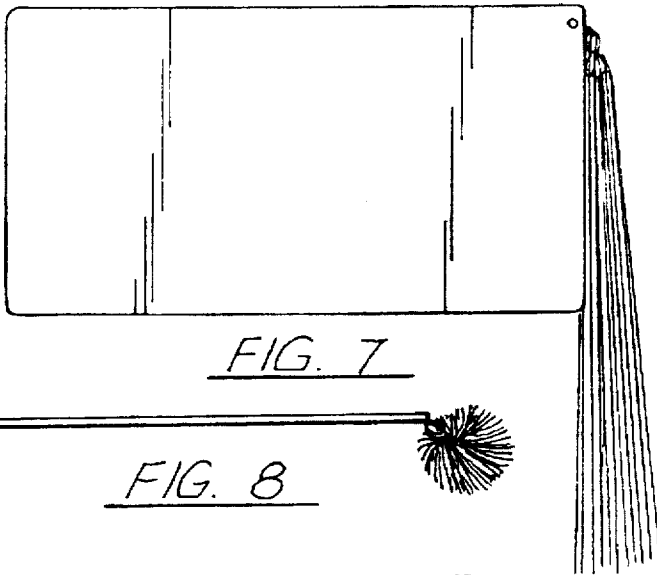


FIG. 7

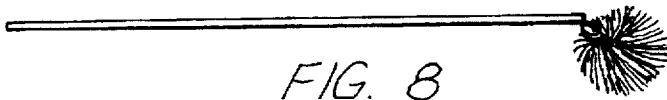


FIG. 8




FIG. 9

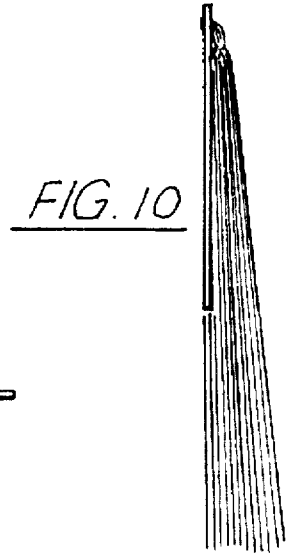


FIG. 10



FIG. 11