

[72] Inventor **Elisabeth Fraser**
 1533 North Martel Ave., Hollywood, Calif.
 90046
 [21] Appl. No. **837,138**
 [22] Filed **June 27, 1969**
 [45] Patented **Sept. 14, 1971**

3,230,956 1/1966 Kargul..... 128/290
 3,274,999 9/1966 Robinson 128/290

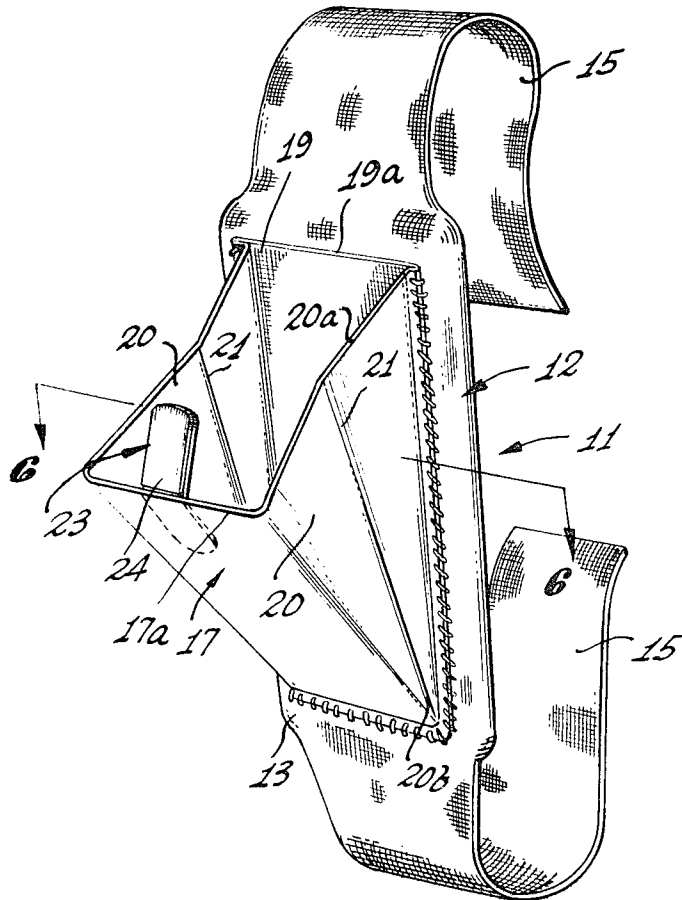
Primary Examiner—Charles F. Rosenbaum
 Attorney—Fulwider, Patton, Rieber, Lee & Utecht

[54] **ABSORBENT PAD WITH DISPOSAL WRAPPER**
 9 Claims, 6 Drawing Figs.

[52] U.S. Cl..... 128/290
 [51] Int. Cl..... A61f 13/16
 [50] Field of Search..... 128/290

[56] **References Cited**
 UNITED STATES PATENTS
 3,024,788 3/1962 Lane 128/290
 3,035,578 5/1962 Elmore..... 128/290

ABSTRACT: A sanitary napkin of the usual type having an elongated pad, with a folded disposable wrapper secured to outer side of the pad. The wrapper is in the form of a bag having rectangular inner and outer sheets marginally connected by triangular side sheets, one end of the outer sheet being releasably connected to the pad. After use of the pad, the opposite end portions of the soiled side are folded together, and the releasable end of the outer sheet is released and pulled around the folded pad to the opposite side, turning the bag inside out around the pad. An adhesive tab seals the package for disposal.



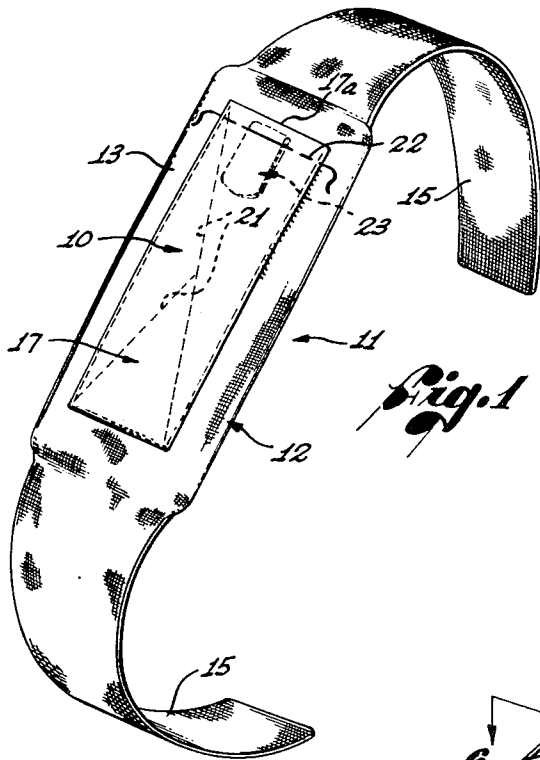


Fig. 1

Fig. 2

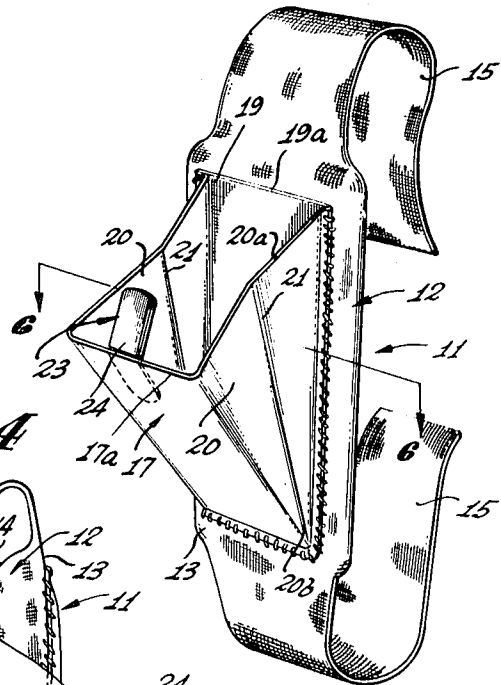


Fig. 4

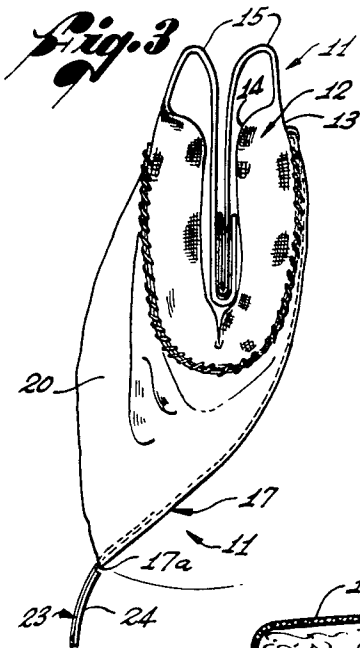
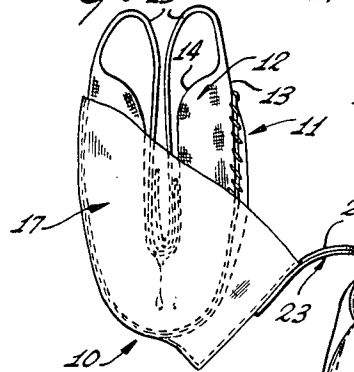


Fig. 3

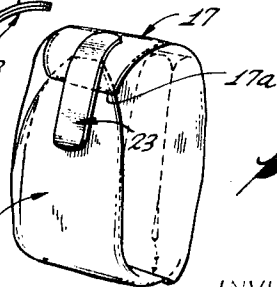


Fig. 5

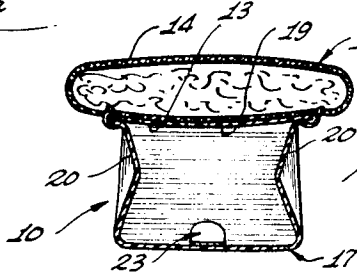


Fig. 6

INVENTOR.

ELISABETH FRASER
BY Fulwider, Patton, Rieber
Lee, and Utecht
ATTORNEYS

ABSORBENT PAD WITH DISPOSAL WRAPPER

BACKGROUND OF THE INVENTION

The present invention relates generally to the disposal of soiled pads such as sanitary napkins and medical dressings, and more particularly to such pads that are provided with attached disposal wrappings.

The convenient and hygienic disposal of used sanitary napkins and the like calls for individual wrapping of each article immediately after use. Many attempts have been made to provide an attached envelope, bag or other wrapper that can be opened, manipulated into a position around the soiled pad, and then fastened for disposal, but the prior approaches have not met with commercial success, apparently because of excessive bulkiness, difficulty of manipulation, or cost of manufacture.

SUMMARY OF THE INVENTION

The present invention provides a sanitary napkin or the like that has an attached wrapper that is compactly held in an out-of-the-way position against one side of the pad prior to use, and is quickly and easily opened and manipulated into position around the pad, receiving the pad in a novel manner that results in a neat and compact package. Moreover, the wrapper is relatively inexpensive to produce and attach, and is held securely in the closed condition.

More specifically, the invention contemplates a wrapper that is disposed flat against one side of the pad and includes an outer sheet that is marginally secured to the pad except at one end of the pad, the free end of the sheet being releasably connected to the pad. Thus, the releasable end, after release, is movable around the pad, while the latter is in folded condition with the opposite end portions of the soiled side together, to turn the wrapper inside out around the folded pad while rolling the pad completely into the wrapper in a novel and extremely simple manner that is substantially simpler than the procedures required for prior wrappers.

In addition, the invention resides, in the preferred configuration, in the provision of a wrapper in the form of a bag with novel, folded side sheets permitting wide opening and easy folding of the wrapper around the pad, and in the provision of an adhesive holding tab in a novel position relative to the wrapper so as to be maintained out of the way until needed, to assist in manipulation of the wrapper, and then to effectively hold the package closed.

BRIEF DESCRIPTION OF THE DRAWINGS

FIG. 1 is a perspective view of a combined sanitary napkin and attached disposal wrapper prior to opening of the wrapper to receive the napkin;

FIG. 2 is a perspective view of the combined napkin and wrapper with the wrapper open;

FIG. 3 is a side view showing the napkin folded preparatory to insertion in the wrapper;

FIG. 4 is a side view showing the folded napkin as the wrapper is being turned inside out around the napkin as the latter is rolled into the wrapper;

FIG. 5 is a perspective view of the wrapper with the napkin enclosed therein; and

FIG. 6 is a cross-sectional view taken substantially along the line 6-6 of FIG. 2.

DETAILED DESCRIPTION

As shown in the drawings for purposes of illustration, the invention is embodied in a wrapper 10 for a sanitary napkin 11 of conventional form comprising an elongated, absorbent pad 12 having opposite substantially flat, rectangular sides 13 and 14, and gauze strips 15 extending outwardly from the ends of the pad. On one side 13 of the pad is the wrapper 10 which normally is held flat, in collapsed or folded condition, against

the pad so as to remain out of the way while the napkin is in use.

As previously mentioned, different types of built-in disposal wrappers have been proposed for sanitary napkins and other devices having pads that become soiled in use, but no completely satisfactory solution has been found, either because of difficulties in manipulating the soiled pad into the wrapper or because of complexity, bulkiness or expensiveness of construction.

In accordance with the present invention, the wrapper 10 includes a flexible outer sheet 17 that overlies the side 13 of the pad 12 and is marginally joined to the pad except at one end 17a, this end normally being releasably secured to the pad close to one end thereof. With this arrangement, the end 17a of the outer sheet 17 can be released, pulled away from the pad, and, when the opposite end portions of the soiled side of the pad have been folded against each other, pulled around the pad to turn the wrapper 10 inside out while the folded pad is rolled into the wrapper. Accordingly, the wrapper, which preferably is substantially impervious to moisture, is unfolded and simultaneously wrapped around the pad in a very quick and simple manner, without need for contact with the soiled side of the pad in any way.

In the preferred embodiment of the invention shown herein, the wrapper is in the form of an open-ended bag composed of lightweight plastic such as polyethylene and including an inner sheet 19, substantially the same as the outer sheet 17, disposed against and secured to the side 13 of the pad 12, and triangular side sheets 20 joining the side margins of the outer sheet 17 to the corresponding side margins of the inner sheet. The end margin 17b preferably is joined directly to the adjacent end of the inner sheet 19. As shown most clearly in FIG. 2 the base edges 20a of the triangular sheets 20 extend between the free end edges 17a and a of the inner and outer sheets, thus defining part of the open end of the bag, and the vertices 20b of the triangular sheets are at the closed end of the bag where the end margins of the inner and outer sheets are joined directly together. While such a bag may be made in many ways, the various sheets 17, 19 and 20 preferably are integrally joined together in an inexpensive, one-piece V-shaped bag.

When the wrapper is folded and the movable end 17a of the outer sheet 17 is attached to the pad 12, the triangular sheets 20 are centrally folded at 21 and collapsed inwardly between the sheets 17 and 19 in overlapped, collapsed relation, (see FIG. 1) thus forming a single accordion fold on each side. As the movable end portion of the outer sheet 17 is pulled away from the pad 12, each fold straightens, as an incident to the opening of the bag, in the manner shown in FIG. 2. Herein, the margins of the bag are spaced well inwardly from the side edges of the pad to prevent possibly irritating contact with the user, and are stitched to the pad along both elongated sides and the closed end.

To hold the movable end 17a of the outer sheet 17 releasably against the pad 12, a pull string 22 (FIG. 1) is inserted transversely through the free end portion of the outer sheet, and also through the underlying portion of the pad. This string preferably is threaded through the bag and the pad with a ripstitch, leaving at least one end of the string accessible to be gripped and pulled out to release the outer sheet.

Attached to the free end portion of the outer sheet 17, herein to the underside thereof, is a tab 23 which is folded under the sheet (FIG. 1) and stitched in place by the pull string 22. When the pull string is removed, however, the tab can be extended outwardly as shown in FIG. 2 to facilitate manipulation of the wrapper 10 around the pad as shown in FIGS. 3 and 4, and into the final position shown in FIG. 5. On one side of the tab 23, the front side in FIG. 2, is a suitable adhesive coating that is covered by a backing sheet 24 of the well-known type that is removable to expose the adhesive. After the wrapper 10 has been drawn around the pad 12, the backing sheet 24 is removed and the tab is pressed against the now exposed inner sheet 19 to seal the wrapper around the napkin for disposal.

Although the manner of use of the invention will be apparent from the foregoing description, a summary of the operation will emphasize the simplicity and effectiveness of the invention in use. When a napkin 11 is ready for disposal, the two gauze flaps 15 are folded across the soiled side 14 of the pad 12, and the pad then is folded transversely away from the wrapper to bring the opposite end portions of the soiled side together, as shown in FIG. 3. The pull string 22 is removed to release the movable end 17a of the outer wrapper sheet 17, either before or after the pad is folded, and the tab 23 then is conveniently accessible for use in gripping the wrapper and pulling it around the pad. The adhesive, of course, is protected at this time by the backing sheet 24.

As will be seen in FIG. 3, the tab 23 first is pulled away from the adjacent end of the pad 12 and under the fold of the pad, and then is pulled upwardly along the other side as viewed in FIG. 4. As this motion takes place, the side sheets 20 are turned inside out and spread around the side edges of the folded pad as the outer sheet is reversed and turned inside out around the side 13 of the pad. Then the movable end portion of the outer sheet is wrapped over the ends of the pad and preferably drawn tight, the side sheets 20 are tucked under the outer sheet, the backing sheet 24 is removed from the tab 23, and the latter is pressed against the adjacent end portion of the now exposed inner sheet 19 to secure the wrapper 10 in place, tightly closed for disposal.

From the foregoing, it will be evident that the present invention provides an extremely simple wrapper 10 that permits the pad 12 to be handled in a very convenient manner during wrapping, without contact of the hands with the soiled side 14 of the pad and without complex or time-consuming manipulation. Moreover, prior to use, the inexpensive wrapper is inconspicuously and compactly held in an out-of-the-way position on the outer side of the pad. In short, the wrapper very effectively serves its intended purpose and in no way interferes with the normal use of the napkin.

I claim:

1. A combined sanitary napkin and disposal wrapper comprising:

an elongated pad having opposite generally flat sides;
a disposal wrapper in the form of an open-ended bag having elongated inner and outer sheets joined together at one end of said bag, and two triangular side sheets joining the side margins of said inner and outer sheets together, said side sheets having vertices at said one end of said bag and bases at the opposite ends whereby said bag is openable from a flat, collapsed condition to a generally V-shaped condition, said bag being disposed in said flat condition against one side of said pad with said open end facing toward one end of the pad, and being substantially narrower than said one side;

means securing said inner sheet to said pad to hold said wrapper thereon;

means releasably holding said open end closed;

and a tab on said outer sheet at said open end for use in gripping said open end and turning said bag inside out around said pad while the latter is folded transversely away from said wrapper, said tab having an adhesive coating thereon for engaging said inside sheet after the pad is

within the bag, and having a backing sheet removably covering said coating to protect the latter while the tab is used to manipulate said wrapper.

2. The combination of, an elongated pad having opposite, generally flat sides; a disposal wrapper disposed in flat, collapsed condition against one of said flat sides and including an outer sheet positioned flatly in overlying relation with said one side, and means marginally joining said outer sheet to said one side except across one end margin of said sheet adjacent one end of said pad, said one end of said sheet being movable outwardly into spaced relation with said one side of said pad; and means releasably holding said one end of said sheet against said pad to maintain said wrapper normally in said flat, collapsed condition but, upon release, permitting said one end of said sheet to be moved along said one side and completely around said pad when the latter has been folded transversely away from said wrapper; said outer sheet being elongated longitudinally of said pad and having side margins joined to the pad by side sheets constituting part of said wrapper and permitting said one end to be spread outwardly away from said pad, said side sheets being spreadable around the edges of said pad as said outer sheet is movable along said one side.

3. The combination defined in claim 2 in which said side sheets are triangular and have bases extending between said pad and said one end of said outer sheet, said side sheets being folded between said pad and said outer sheet when said wrapper is in said flat collapsed condition.

4. The combination defined in claim 2 in which said wrapper further includes an inner sheet similar to said outer sheet and disposed between the latter and said pad, said inner sheet being secured to said pad and having side margins joined to said outer sheet by said side sheets.

5. The combination defined in claim 4 in which said sheets are integrally joined together to form a V-shaped bag having an open end facing toward said one end of said pad and normally held closed by said holding means.

6. The combination defined in claim 2 in which said releasable holding means is a pull string threaded through said outer sheet and said pad adjacent said one end of said sheet.

7. The combination defined in claim 6 in which said pull string is threaded through said outer sheet and said pad with a ripstitch.

8. The combination defined in claim 2 further including a tab secured to said one end of said outer sheet and having an adhesive coating on one side thereof protected by a removable backing sheet, said tab being folded beneath said outer sheet and held in place by said releasable holding means to project outwardly beyond said outer sheet to form a grip therefor during wrapping of said pad, and also to hold said wrapper around said pad after said backing sheet is removed.

9. The combination defined in claim 2 in which said wrapper is a bag composed of plastic that is impervious to moisture, and having an inner sheet under said outer sheet and joined thereto at the end opposite said one end, said side sheets being triangular and having bases at said one end and vertices at said opposite end, all of said sheets being integrally formed together, and said inner sheet being secured to said pad.

65

70

75