



US00D743560S

(12) **United States Design Patent**
Pietrantonio

(10) **Patent No.:** **US D743,560 S**

(45) **Date of Patent:** **** Nov. 17, 2015**

(54) **G-FORCE INDICATOR**

(71) Applicant: **Antonio Pietrantonio**, Seabrook, NH
(US)

(72) Inventor: **Antonio Pietrantonio**, Seabrook, NH
(US)

(**) Term: **14 Years**

(21) Appl. No.: **29/480,969**

(22) Filed: **Jan. 31, 2014**

(51) **LOC (10) Cl.** **24-01**

(52) **U.S. Cl.**
USPC **D24/186**

(58) **Field of Classification Search**
USPC D24/167, 186; D11/3; D10/30-39, 65,
D10/70, 78, 97, 98, 103; D13/173-177;
D14/203.5, 247, 338-340, 344, 346,
D14/347
CPC G08G 1/096883; G08G 1/096872;
G08G 1/096775; G01C 21/16; G01C 21/3688;
G01C 21/30; G01V 8/20; G01J 5/023; G01J
5/24

See application file for complete search history.

(56) **References Cited**

U.S. PATENT DOCUMENTS

4,896,139 A *	1/1990	Eldridge	G08B 13/08
				200/61.71
6,075,450 A *	6/2000	Clark	E01F 9/012
				340/546
6,301,718 B1	10/2001	Rigal		

6,332,226 B1	12/2001	Rush, III		
D499,841 S *	12/2004	Angeletta	D24/200
6,848,389 B1	2/2005	Elsasser et al.		
D548,837 S *	8/2007	Oikawa	D24/158
7,743,640 B2	6/2010	Lampe et al.		
7,918,179 B2	4/2011	Pan et al.		
8,074,489 B2	12/2011	Ishikawa et al.		
8,234,994 B1	8/2012	Branch		
8,240,270 B2	8/2012	Naruishi		
2007/0194943 A1	8/2007	Fitzer et al.		
2012/0210498 A1	8/2012	Mack		
2015/0190694 A1 *	7/2015	Ling	A63B 67/002
				473/502
2015/0230742 A1 *	8/2015	Silver	A61B 5/14546
				600/348

* cited by examiner

Primary Examiner — Zenia Bennett

(74) *Attorney, Agent, or Firm* — Lambert & Associates;
Gary E. Lambert; David J. Connaughton, Jr.

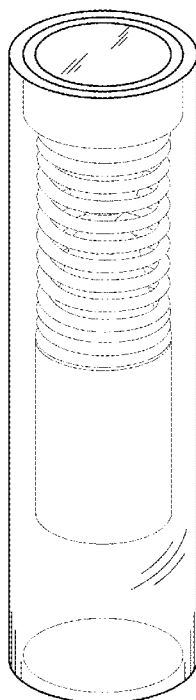
(57) **CLAIM**

The ornamental design for a G-force indicator, as shown and described.

DESCRIPTION

FIG. 1 is a perspective view of the G-force indicator in a non-indicating position;
FIG. 2 is a perspective view of the G-force indicator in an indicating position;
FIG. 3 is a side view of the G-force indicator in a non-indicating position;
FIG. 4 is a bottom view of the G-force indicator; and,
FIG. 5 is a top view of the G-force indicator.

1 Claim, 2 Drawing Sheets



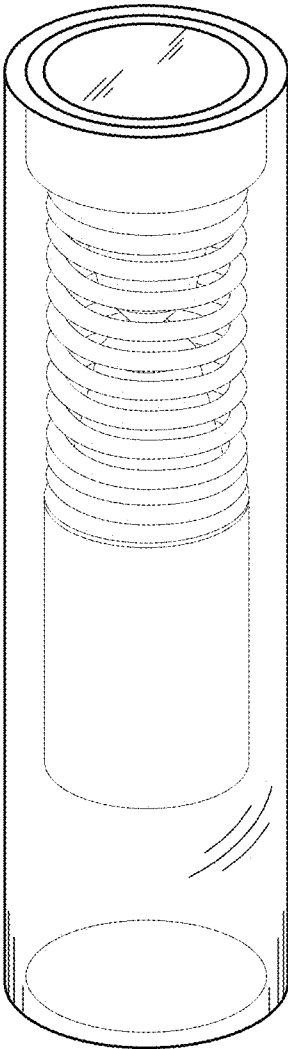


Fig. 1

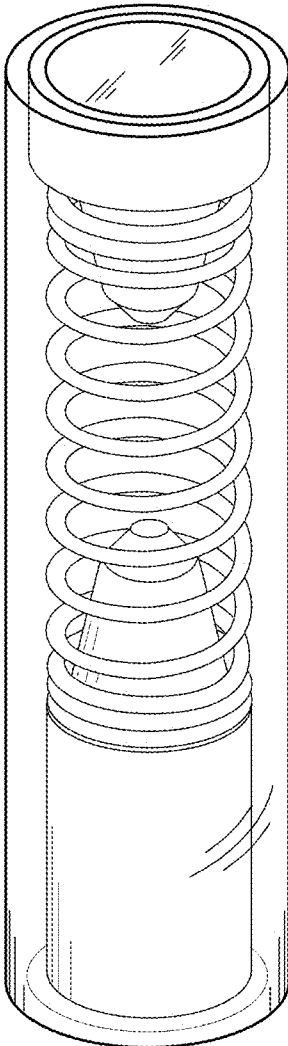


Fig. 2

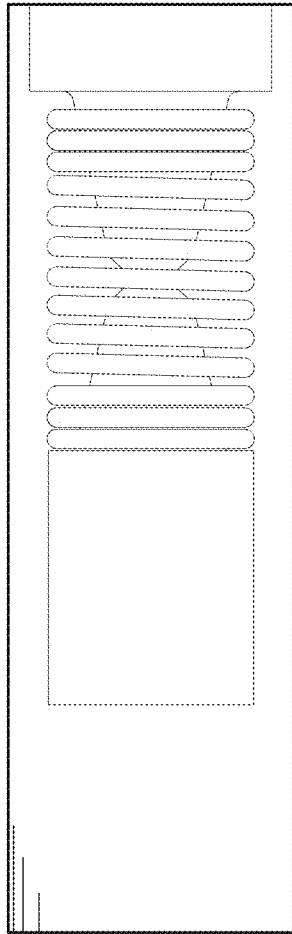


Fig. 3

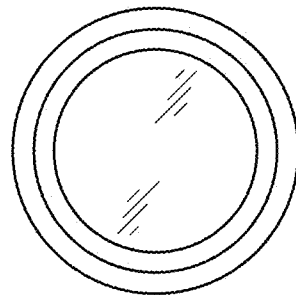


Fig. 4

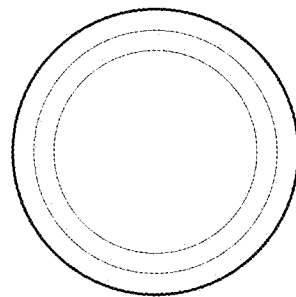


Fig. 5