



US00D553761S

(12) **United States Design Patent**
Antonic

(10) **Patent No.:** **US D553,761 S**

(45) **Date of Patent:** **** Oct. 23, 2007**

(54) **CORNER POST**

D371,208 S * 6/1996 De Zen D25/122
6,341,458 B1 * 1/2002 Burt 52/287.1

(76) Inventor: **James P. Antonic**, 9111 Southmont
Cove #406, Ft. Myers, FL (US) 33908

OTHER PUBLICATIONS

(**) Term: **14 Years**

U.S. Appl. No. 29/258,891, filed Apr. 28, 2006, Antonic.
U.S. Appl. No. 29/258,892, filed Apr. 28, 2006, Antonic.

(21) Appl. No.: **29/258,890**

* cited by examiner

(22) Filed: **Apr. 28, 2006**

Primary Examiner—Doris Clark
(74) *Attorney, Agent, or Firm*—Laura G. Barrow

Related U.S. Application Data

(57) **CLAIM**

(63) Continuation of application No. 11/249,650, filed on Oct.
13, 2005.

I claim the ornamental design of a corner post, as shown and
described.

(51) **LOC (8) Cl.** **25-01**

DESCRIPTION

(52) **U.S. Cl.** **D25/122**

(58) **Field of Classification Search** D25/119,
D25/122; 52/281, 282.2, 282.3, 460, 461,
52/479, 481.1, 220.1

FIG. 1 is a left/front perspective view of the corner post
showing my new design, shown broken in the center to
indicate indeterminate length.

See application file for complete search history.

FIG. 2 is a left side elevation view thereof.

FIG. 3 is a right side elevation view thereof.

FIG. 4 is a front elevation view thereof.

FIG. 5 is a back elevation view thereof.

FIG. 6 is a top plan view thereof; and,

FIG. 7 is a bottom plan view thereof.

(56) **References Cited**

U.S. PATENT DOCUMENTS

2,731,116 A * 1/1956 Hamilton 52/731.5
4,542,614 A * 9/1985 Malachowski 52/282.3
5,070,667 A * 12/1991 Schulte 52/241

1 Claim, 3 Drawing Sheets

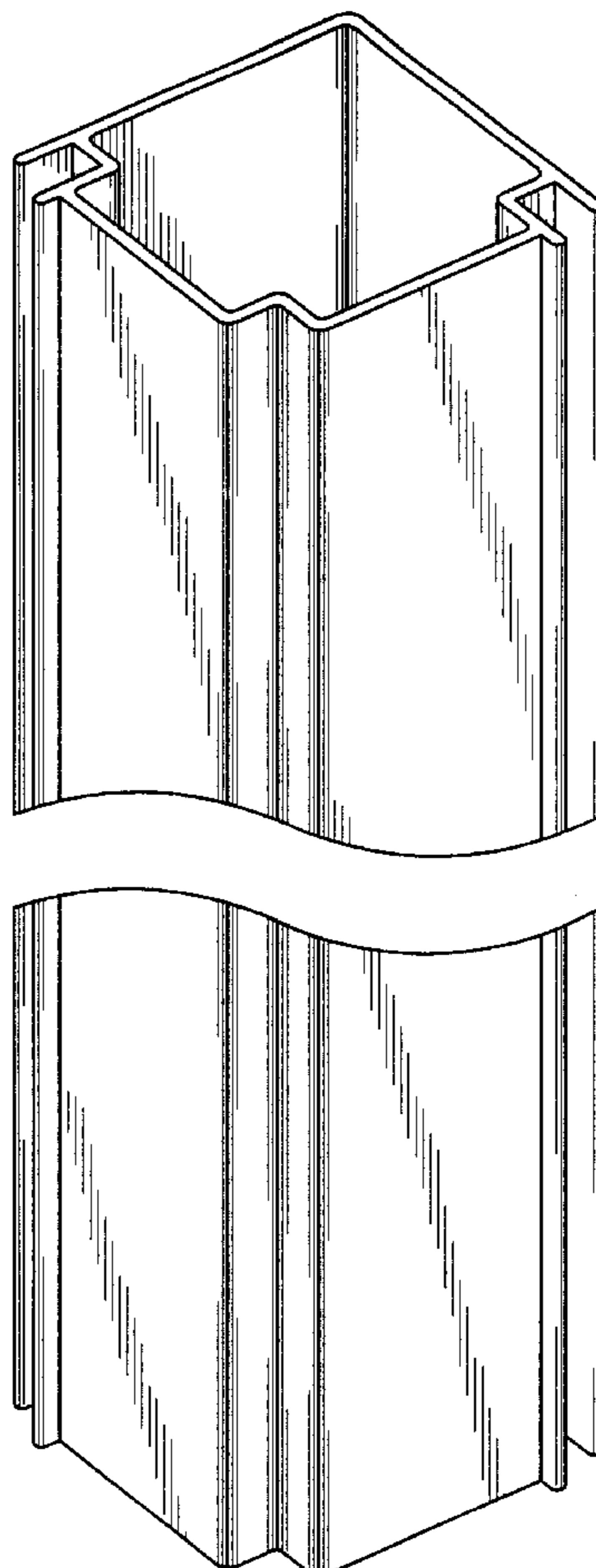
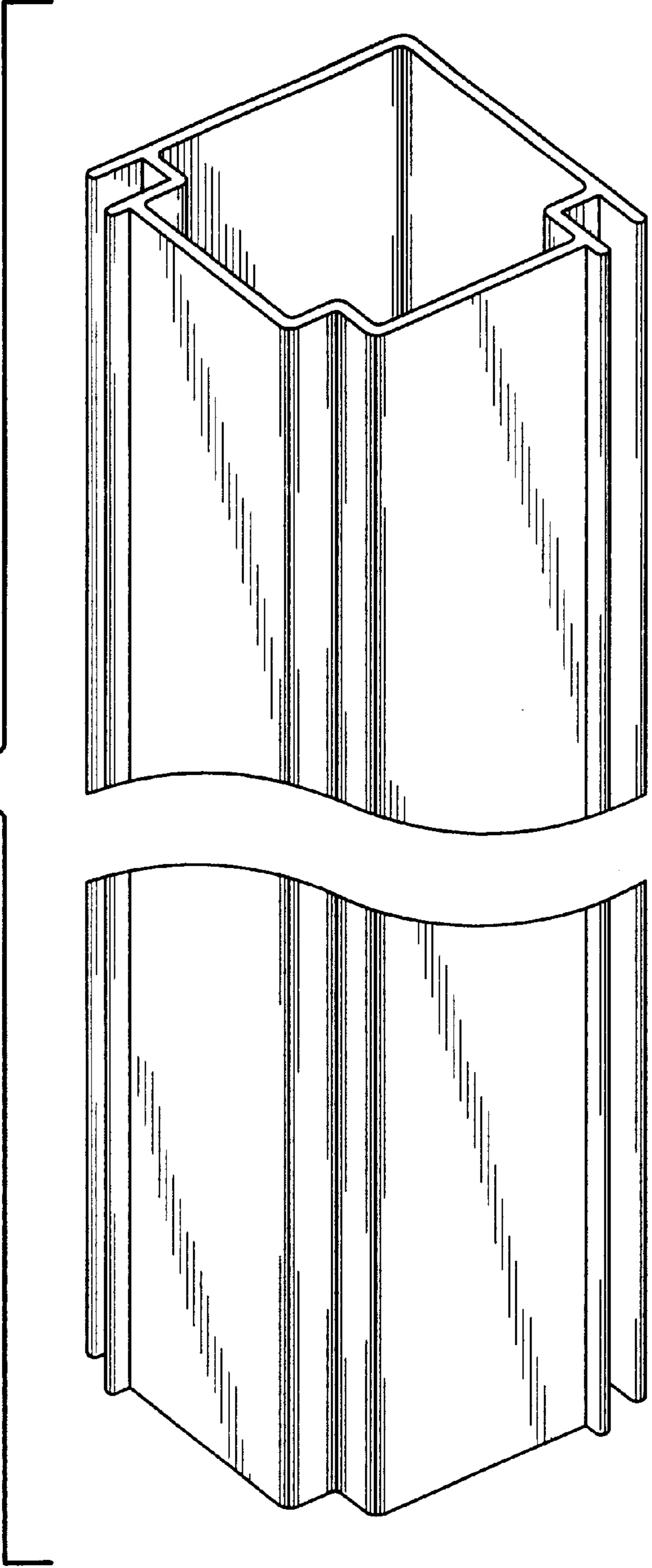


Fig. 1






Fig. 2




Fig. 3




Fig. 4




Fig. 5

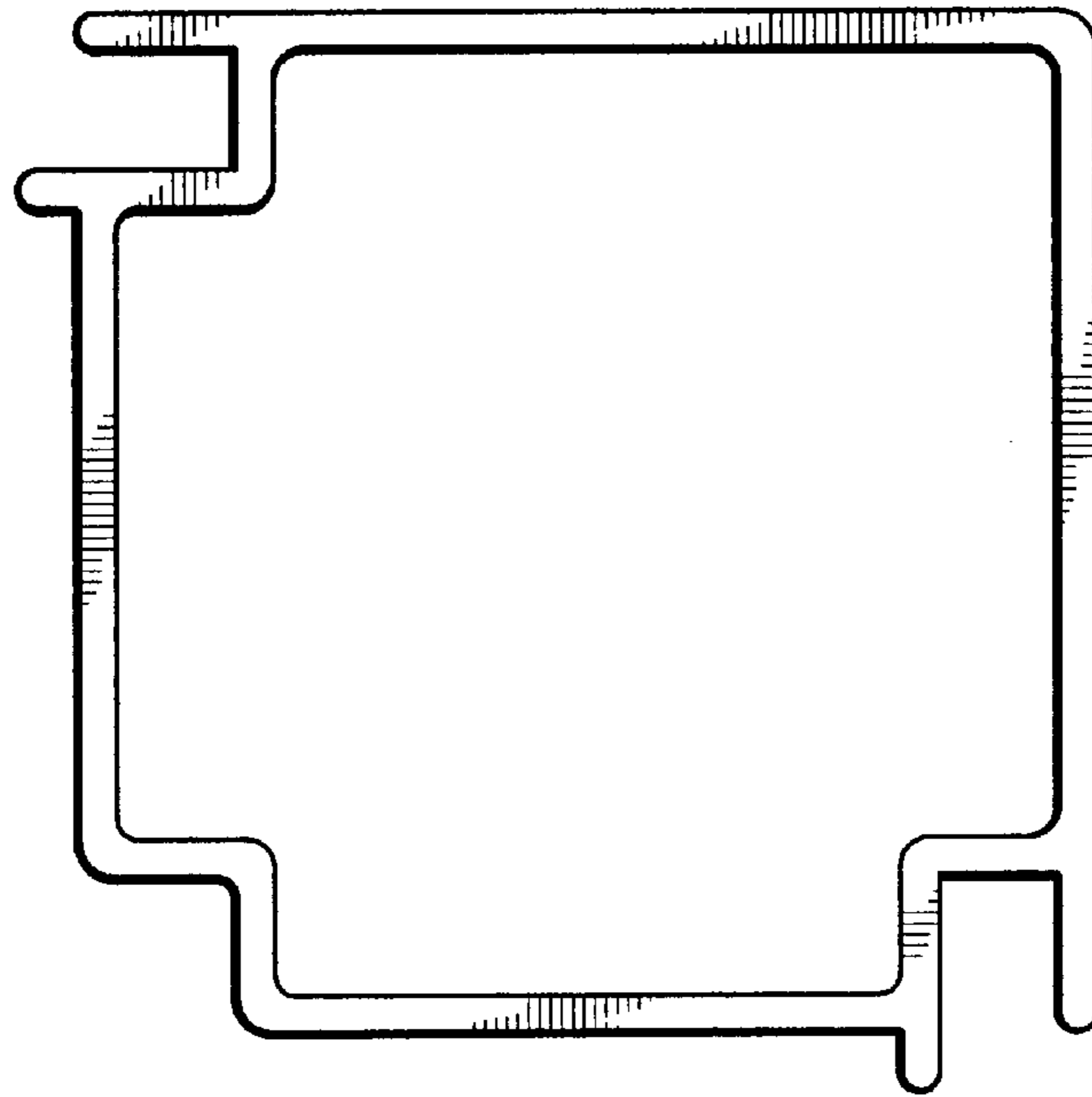


Fig. 6

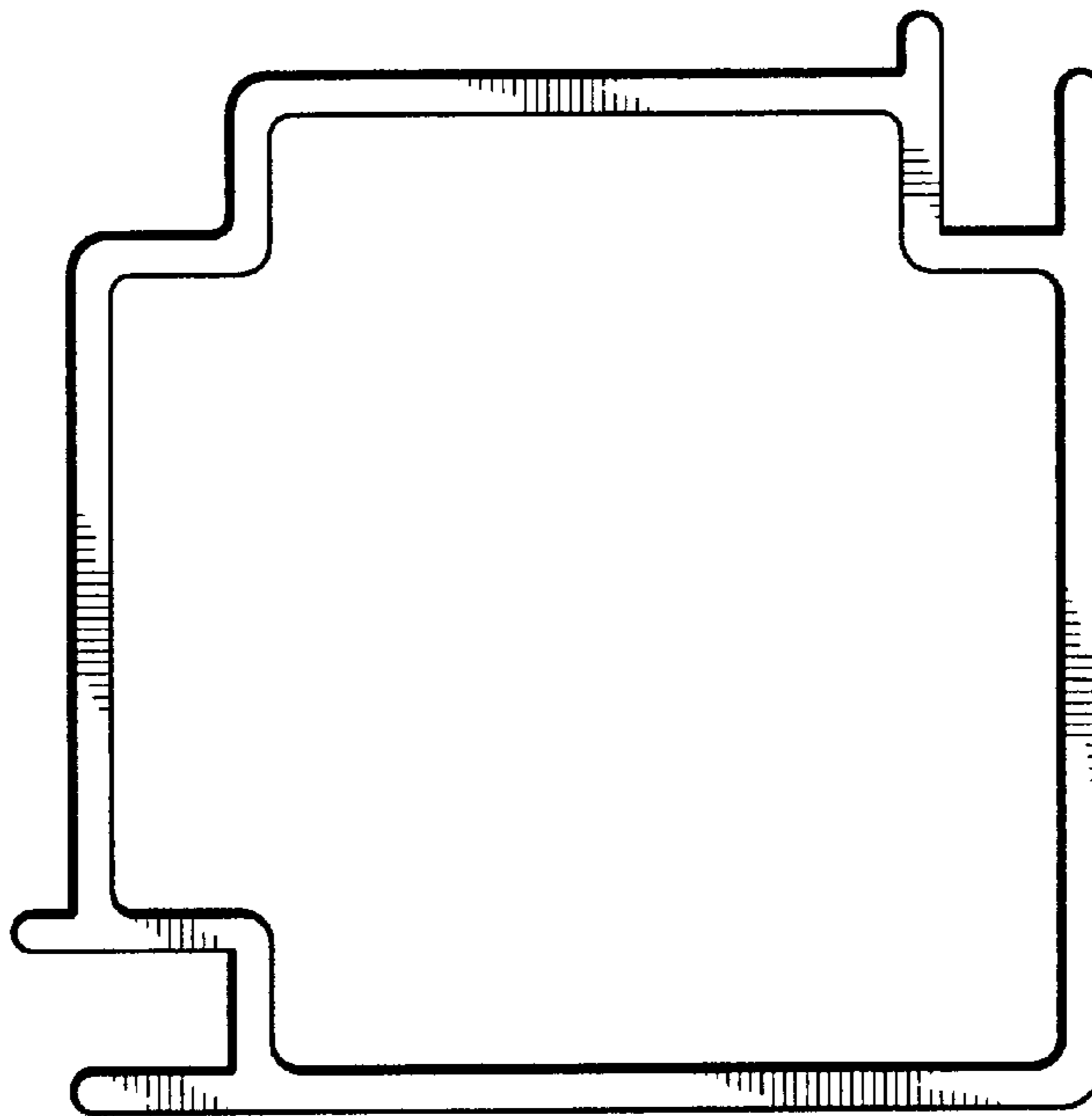


Fig. 7