

[54] DISPOSABLE SURGICAL SCISSORS

[75] Inventors: Edward J. Sharkany, Huntington; John C. O'Donnell, Stratford, both of Conn.

[73] Assignee: Acme United Corporation, Fairfield, Conn.

[**] Term: 14 Years

[21] Appl. No.: 780,215

[22] Filed: Sep. 26, 1985

[52] U.S. Cl. D24/28; D8/57; D24/26

[58] Field of Search D24/28, 26, 27; 128/321, 322, 325, 303 R, 326, 346; 30/29, 194, 266, 131, 134, 145, 340, 341, 343; 81/380, 415, 427.5; D8/57, 58; D28/56, 57, 60

[56] References Cited

U.S. PATENT DOCUMENTS

D. 204,853	5/1966	Cummings	D8/57
D. 265,683	8/1982	Drummond et al.	D24/27
2,743,726	5/1956	Grieshaber	128/321
3,750,282	8/1973	Eaton et al.	30/341 X
3,894,336	7/1975	Desimone	30/341

FOREIGN PATENT DOCUMENTS

1091919 5/1984 U.S.S.R. 128/321

OTHER PUBLICATIONS

Sklar Products—Surgical Instruments, ©1982, Hand and Plastic Instruments, p. 173.

Primary Examiner—A. Hugo Word
Assistant Examiner—Stella M. Reid
Attorney, Agent, or Firm—Mattern, Ware, Stoltz & Fressola

[57] CLAIM

The ornamental design for a disposable surgical scissors, substantially as shown and described.

DESCRIPTION

FIG. 1 is a perspective view of a disposable surgical scissors showing our new design;
FIG. 2 is a top plan view thereof;
FIG. 3 is a right side elevational view thereof;
FIG. 4 is a rear elevational view thereof;
FIG. 5 is a bottom plan view thereof;
FIG. 6 is a front elevational view thereof;
FIG. 7 is a left side elevational view thereof;
FIG. 8 is a perspective view of an alternate embodiment of a disposable surgical scissors showing our new design; and
FIG. 9 is a perspective view of another alternate embodiment of a disposable surgical scissors showing our new design.

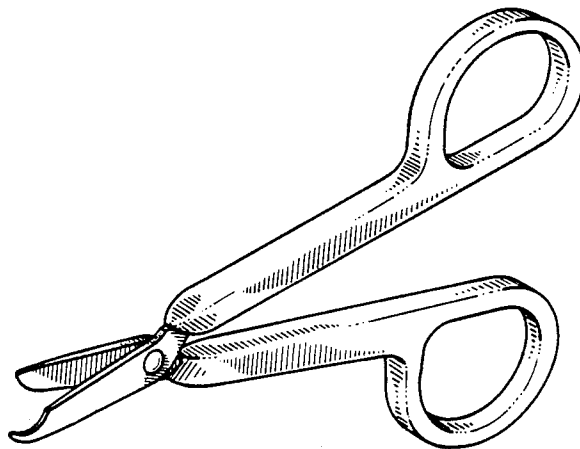


FIG. 1

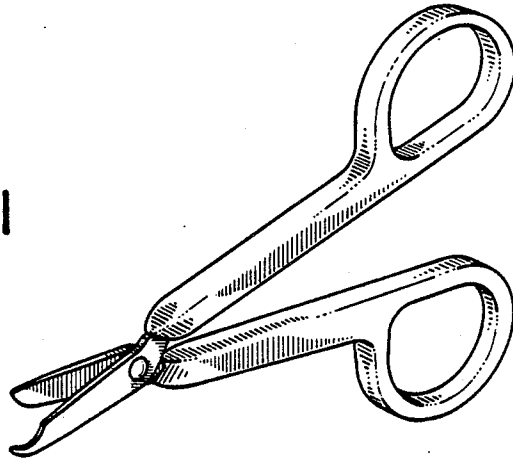


FIG. 2



FIG. 3

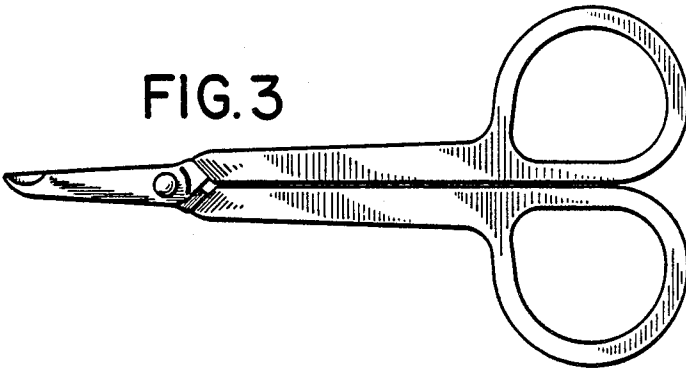


FIG. 4



FIG. 5



FIG. 6



FIG. 7

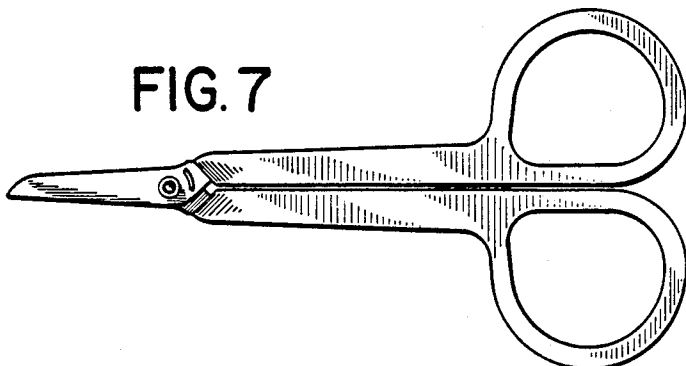


FIG. 8

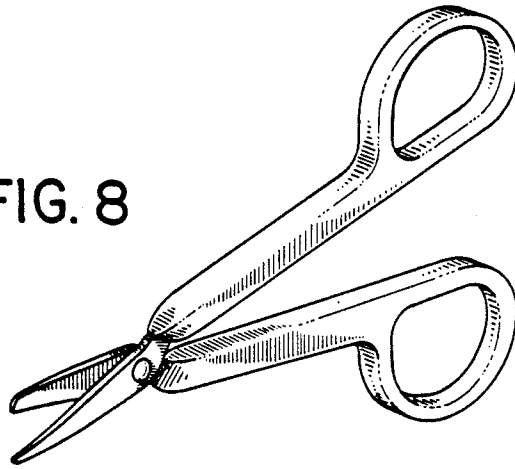


FIG. 9

