

[54] HAIR TRIMMER WITH RING HANDLE

[75] Inventors: Gregory S. Wahl; George P. Gallanis, both of Sterling, Ill.

[73] Assignee: Wahl Clipper Corporation, Sterling, Ill.

[**] Term: 14 Years

[21] Appl. No.: 80,575

[22] Filed: Aug. 3, 1987

[52] U.S. Cl. D28/53

[58] Field of Search D28/44-54; 30/29.5, 32, 34 R, 34.1, 41.9, 42, 43.92, 90, 84-86, 200-202, 210, 220

[56] References Cited

U.S. PATENT DOCUMENTS

D. 58,658	8/1921	Beshara	D28/53
D. 219,902	2/1971	Walton et al.	D28/53
D. 287,648	1/1987	Wahl et al.	D28/53
1,350,227	8/1920	Jones	30/42
1,515,555	11/1924	Derby	30/220
2,938,268	5/1960	Drese	30/210

3,372,481	3/1968	Skinner	30/210
3,589,007	6/1971	Walton	30/210
4,542,585	9/1985	Ito et al.	30/210

FOREIGN PATENT DOCUMENTS

59-51877 3/1984 Japan .

OTHER PUBLICATIONS

Wahl Clipper Corporation, Model No. 8080 hair clipper, (available circa Jun. 1984).

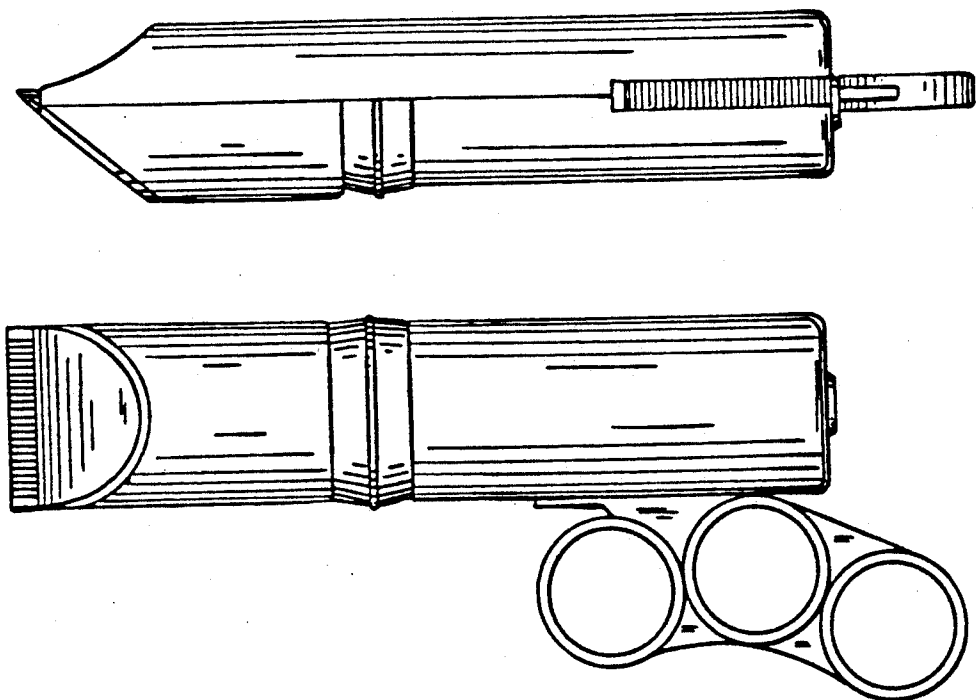
Primary Examiner—Louis S. Zarfes
Attorney, Agent, or Firm—Welsh & Katz, Ltd.

[57] CLAIM

The ornamental design for a hair trimmer with ring handle, as shown and described.

DESCRIPTION

FIG. 1 is a right side elevational view of a hair trimmer with ring handle showing our new design; FIG. 2 is a bottom view thereof; FIG. 3 is a rear elevational view thereof; FIG. 4 is a top plan view thereof; FIG. 5 is a front elevational view thereof; and FIG. 6 is a left side elevational view thereof.



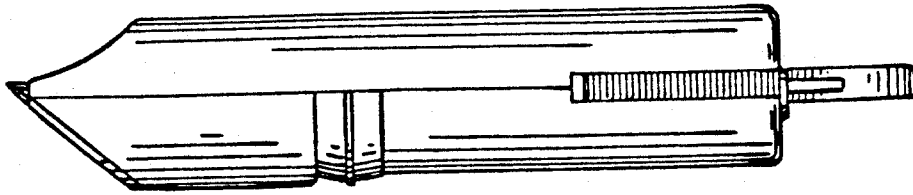


FIG. 1




FIG. 2

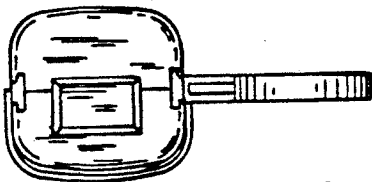


FIG. 3





FIG. 4

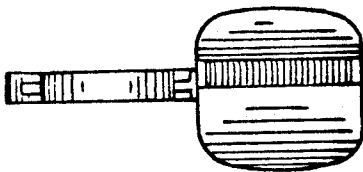


FIG. 5

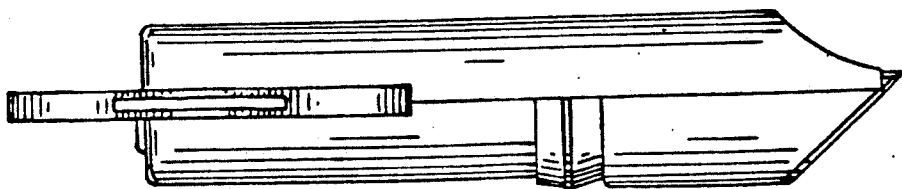


FIG. 6