



US00D593207S

(12) **United States Design Patent**
Ayliffe

(10) **Patent No.:** **US D593,207 S**

(45) **Date of Patent:** **** May 26, 2009**

(54) **PIPETTE TIP BOX**

(75) Inventor: **Harold E. Ayliffe**, Woodinville, WA
(US)

(73) Assignee: **E.I. Spectra, LLC**, Woodinville, WA
(US)

(**) Term: **14 Years**

(21) Appl. No.: **29/312,539**

(22) Filed: **Oct. 29, 2008**

(51) **LOC (9) Cl.** **24-02**

(52) **U.S. Cl.** **D24/229**

(58) **Field of Classification Search** D24/108,
D24/127-130, 216, 224, 227-232; 422/63-64,
422/99-104, 250, 266, 297, 300, 476; 211/69,
211/71-72, 74, 71.01; 206/563

See application file for complete search history.

(56) **References Cited**

U.S. PATENT DOCUMENTS

D223,661 S *	5/1972	Berg	D24/229
D223,758 S *	6/1972	Berg	D24/229
D271,239 S *	11/1983	Lemieux et al.	D24/230
D323,400 S *	1/1992	Frenkel et al.	D24/230
D332,664 S *	1/1993	Sincock	D24/227

D337,165 S *	7/1993	Malinoff	D24/222
6,019,225 A *	2/2000	Kalmakis et al.	206/563
6,875,405 B1 *	4/2005	Mathus et al.	422/102
D526,064 S *	8/2006	Wood	D24/229
D529,622 S *	10/2006	Hadjis et al.	D24/229

* cited by examiner

Primary Examiner—Robert A. Delehanty

Assistant Examiner—Mark Cavanna

(74) *Attorney, Agent, or Firm*—Brian C. Trask

(57) **CLAIM**

The ornamental design for a pipette tip box, as shown and described.

DESCRIPTION

FIG. 1 is a front perspective view from above of a pipette tip box showing my new design with the pipette tip box in an open configuration;

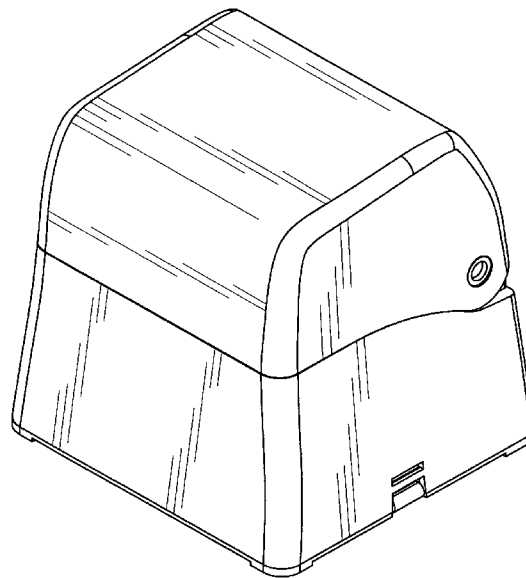
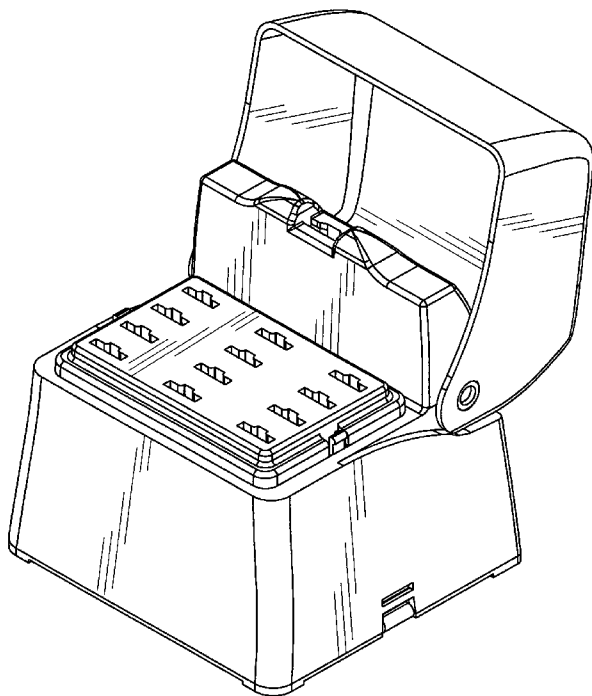
FIG. 2 is a front perspective view from above of the pipette tip box shown in FIG. 1, in the closed configuration;

FIG. 3 is a left side view thereof;

FIG. 4 is a front view in elevation thereof; and,

FIG. 5 is a rear perspective view from above of the pipette tip box shown in FIG. 2, in the closed configuration.

1 Claim, 5 Drawing Sheets



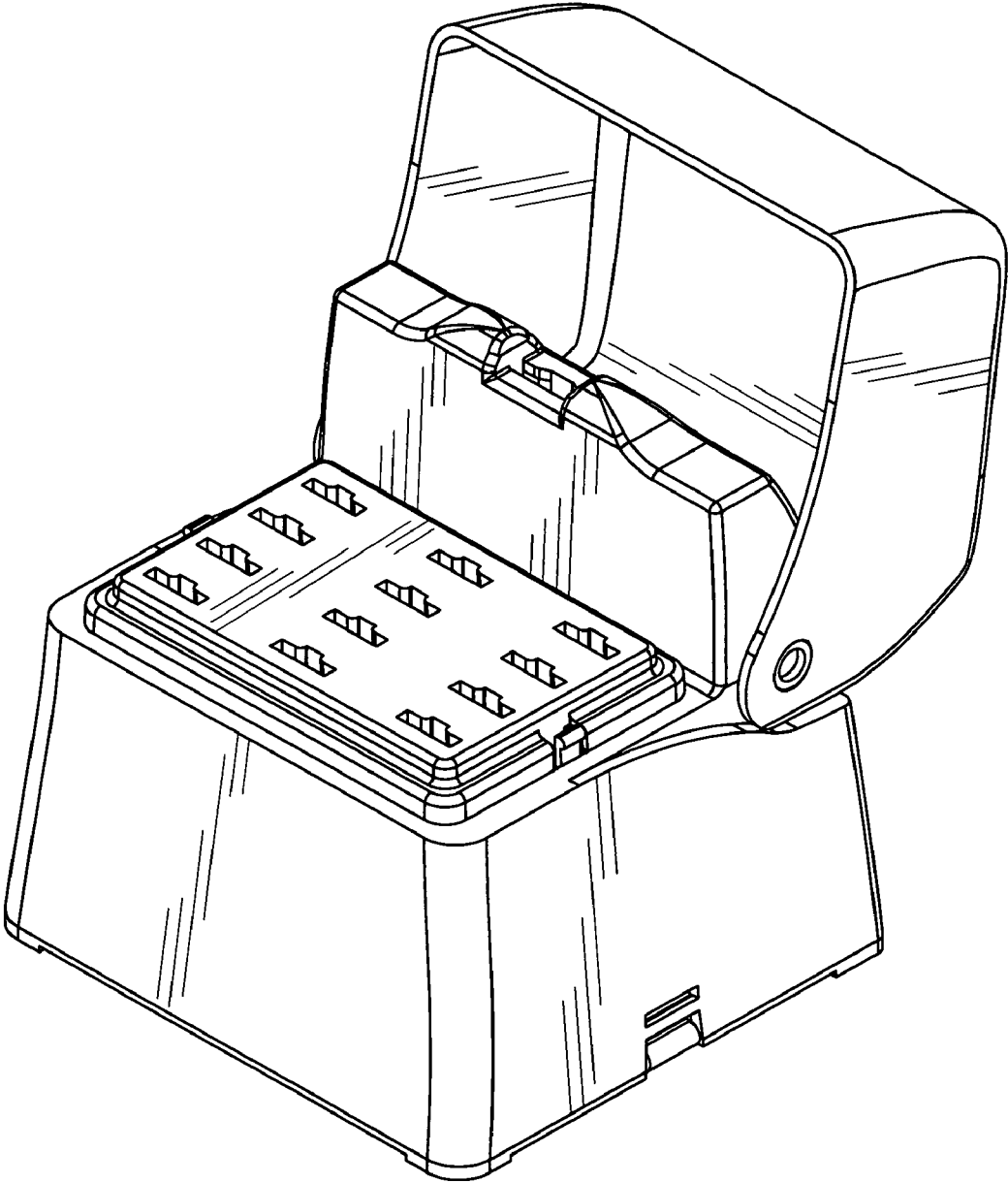


FIG. 1

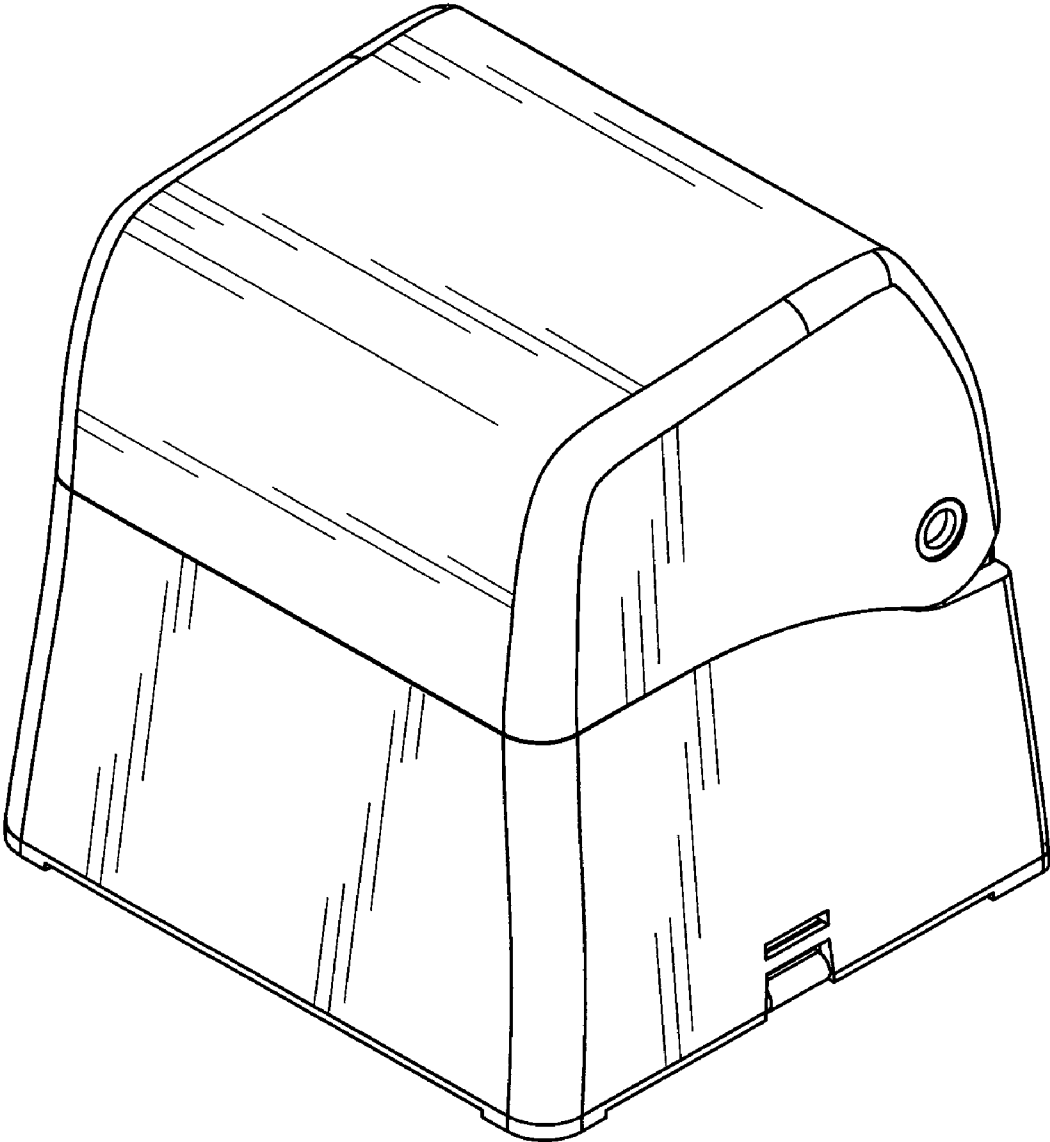


FIG. 2

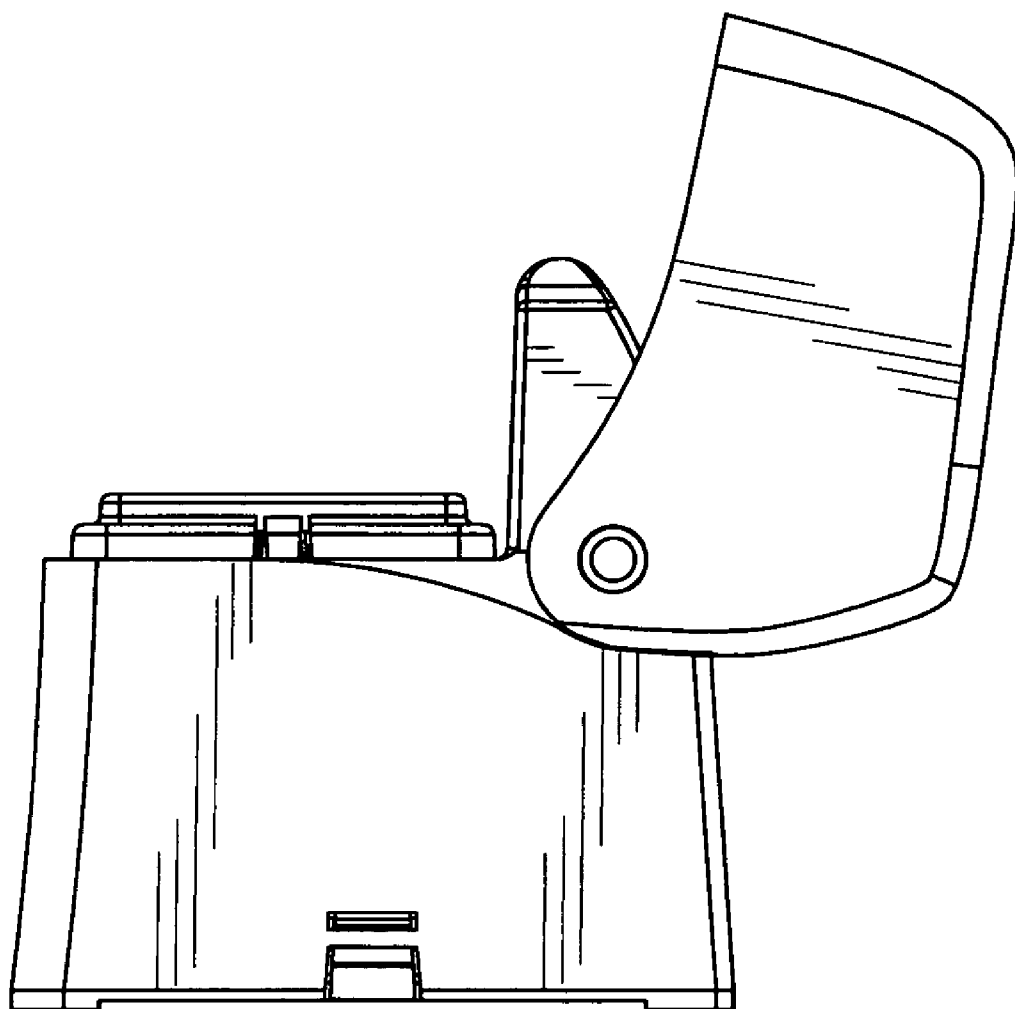


FIG. 3

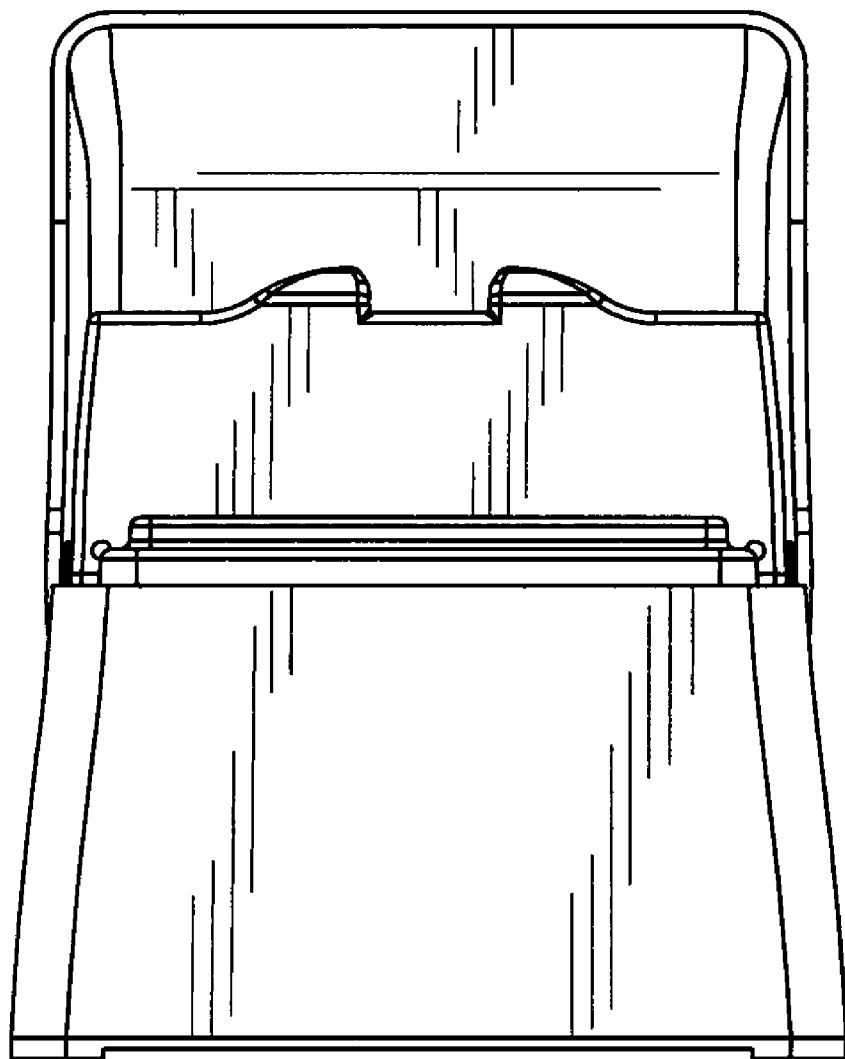


FIG. 4

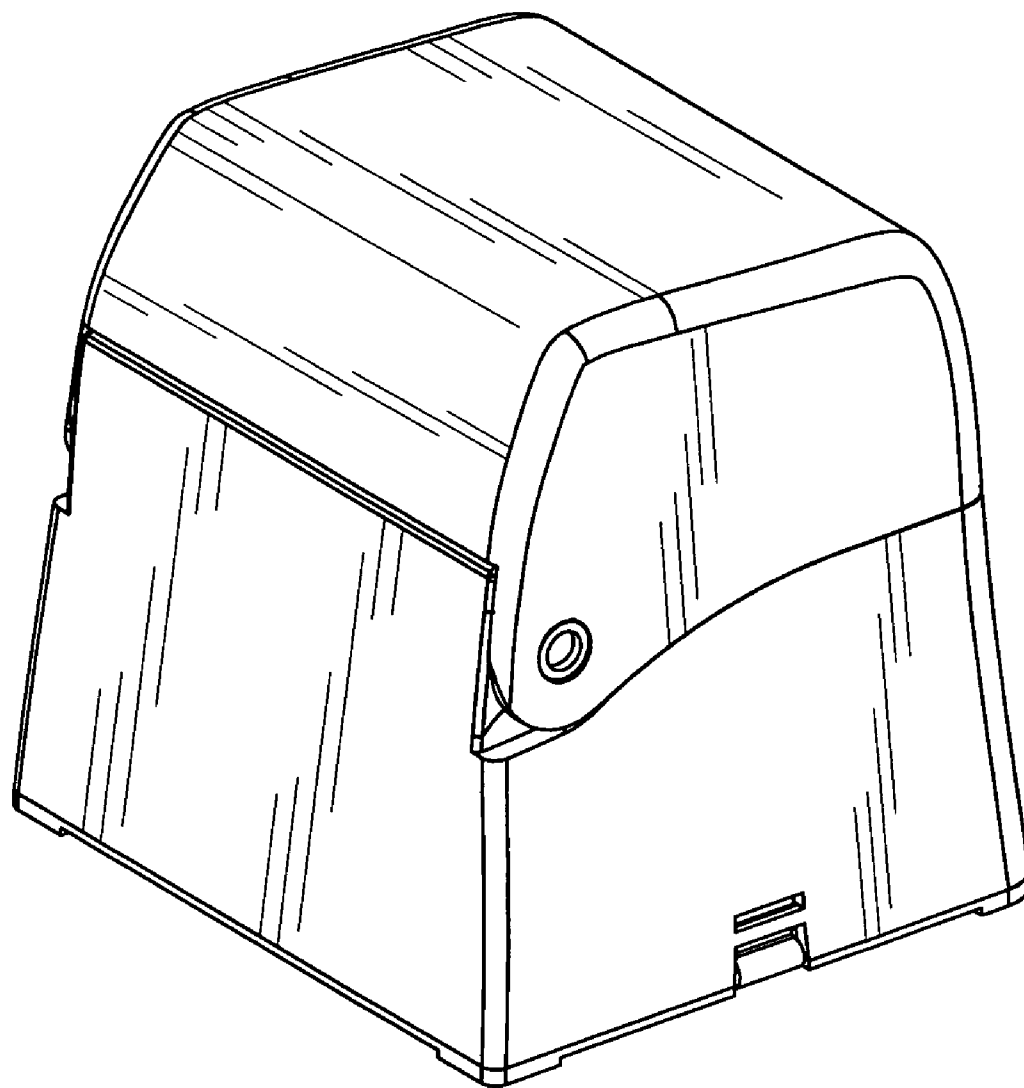


FIG. 5