



US00D997443S

(12) **United States Design Patent**  
**Xie**

(10) **Patent No.:** **US D997,443 S**

(45) **Date of Patent:** **\*\* Aug. 29, 2023**

- (54) **ELECTRIC LIGHTER**
- (71) Applicant: **Qinghua Xie**, Zhuhai (CN)
- (72) Inventor: **Qinghua Xie**, Zhuhai (CN)
- (\*\*) Term: **15 Years**

D937,478 S *	11/2021	Filleul .....	D27/162
D944,446 S *	2/2022	Miller .....	D27/141
D948,111 S *	4/2022	Benhalima .....	D27/162
D958,446 S *	7/2022	Ren .....	D27/141
D964,640 S *	9/2022	Chen .....	D27/162
D977,707 S *	2/2023	Filleul .....	D27/162

- (21) Appl. No.: **29/806,776**
- (22) Filed: **Sep. 7, 2021**
- (51) **LOC (14) Cl.** ..... **27-05**
- (52) **U.S. Cl.**  
USPC ..... **D27/139**
- (58) **Field of Classification Search**  
USPC ..... D27/172, 139, 141, 142, 148, 153, 160;  
D7/416  
CPC ..... F23Q 2/00; F23Q 2/02; F23Q 2/28; F23Q  
2/163; F23Q 2/164; F23Q 2/167; F23Q  
2/285; F23Q 2/287; F23Q 7/00; F23Q  
7/14; F23Q 7/16; F23Q 7/24; F23Q 7/26  
See application file for complete search history.

**OTHER PUBLICATIONS**

Electric Lighter By: Flamgirlant found on Amazon (Jun. 1, 2023)  
<https://www.amazon.com/Flamgirlant-Electric-Rechargeable-Flameless-Windproof/dp/B08V8J8PWR?th=1> (Apr. 15, 2022).\*

\* cited by examiner

*Primary Examiner* — Rebecca Tsehaye

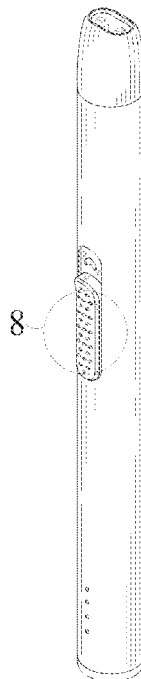
(57) **CLAIM**  
The ornamental design for an electric lighter, as shown and described.

**DESCRIPTION**

FIG. 1 is a bottom, front and right side perspective view of an electric lighter, showing my new design; FIG. 2 is a front elevational view thereof; FIG. 3 is a rear elevational view thereof; FIG. 4 is a left side elevational view thereof; FIG. 5 is a right side elevational view thereof; FIG. 6 is a bottom plan view thereof; FIG. 7 is a top plan view thereof; and, FIG. 8 is a partial enlarged view of FIG. 1. The broken lines in the drawing depict portions of the electric lighter that form no part of the claimed design; The broken lines in FIGS. 1 and 8 encircling the enlarged detail views are for annotative purposes that form no part of the claimed design.

- (56) **References Cited**  
**U.S. PATENT DOCUMENTS**  
D352,638 S \* 11/1994 Hsu ..... D7/416  
D447,598 S \* 9/2001 Afrouz ..... D27/154  
D484,742 S \* 1/2004 Kim ..... D7/416  
D501,757 S \* 2/2005 Levinger ..... D7/416  
6,997,700 B2 \* 2/2006 Kim ..... F23Q 2/164  
431/153  
D666,355 S \* 8/2012 Alelov ..... D27/101  
D782,728 S \* 3/2017 Pinder ..... D27/101  
D818,636 S \* 5/2018 Qiu ..... D27/101  
D825,099 S \* 8/2018 Wright ..... D27/101  
D883,566 S \* 5/2020 Filleul ..... D27/162  
D887,628 S \* 6/2020 Chan ..... D27/141

**1 Claim, 8 Drawing Sheets**



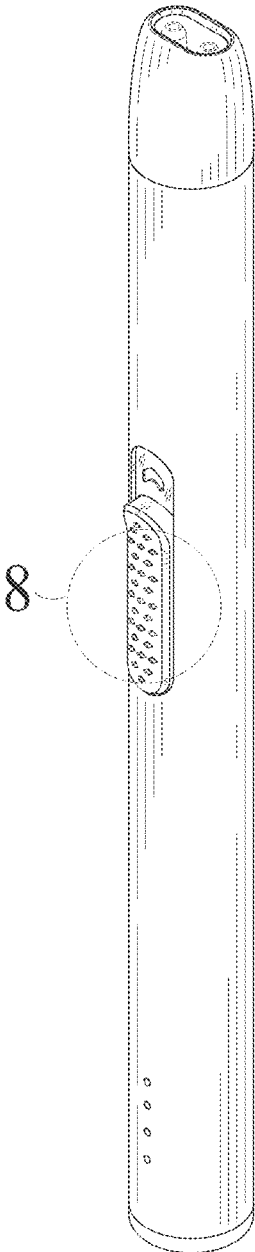


FIG.1

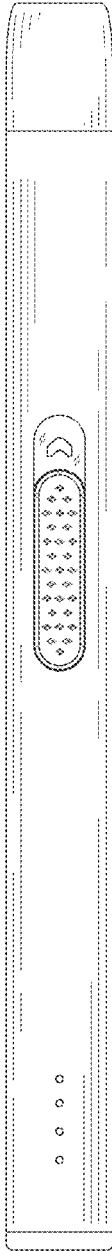


FIG.2




FIG.3



FIG.4




FIG.5

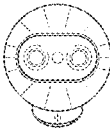


FIG.6



FIG. 7



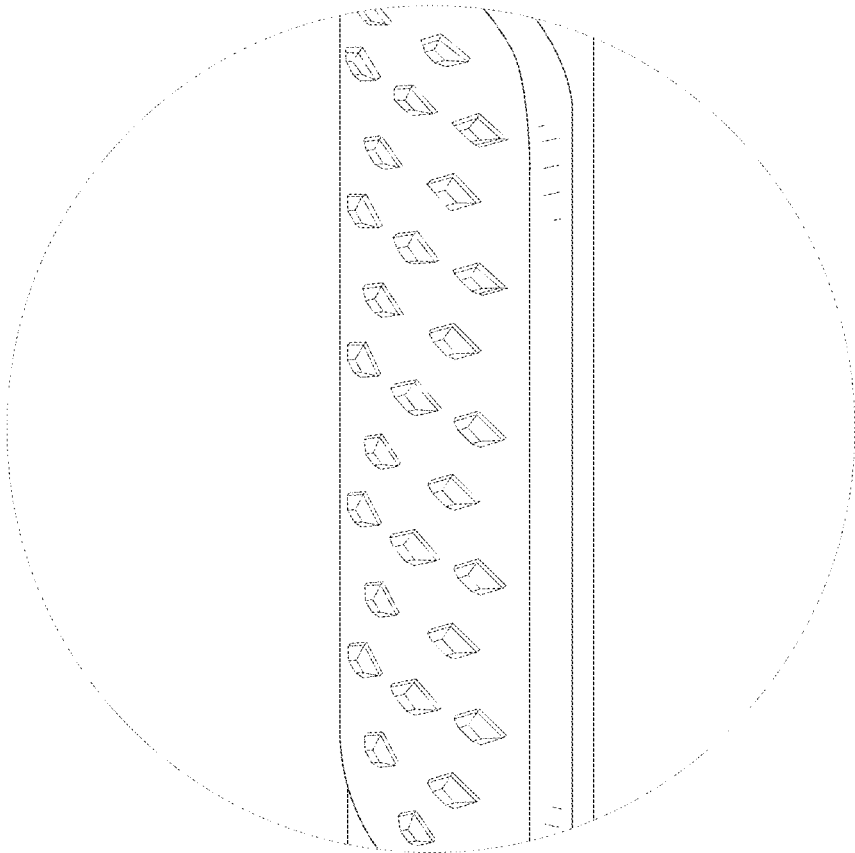


FIG.8