



US00D559495S

(12) **United States Design Patent**
Yang et al.

(10) **Patent No.:** **US D559,495 S**

(45) **Date of Patent:** **** Jan. 8, 2008**

(54) **TRASH CAN**

(75) Inventors: **Frank Yang**, Rancho Palos Verdes, CA (US); **Tzu-Hao Wei**, Hacienda Heights, CA (US); **William Shyh-Chen Hsu**, Diamond Bar, CA (US)

(73) Assignee: **Simplehuman LLC**, Torrance, CA (US)

(**) Term: **14 Years**

(21) Appl. No.: **29/271,251**

(22) Filed: **Jan. 12, 2007**

(51) **LOC (8) CL.** **09-09**

(52) **U.S. CL.** **D34/9**

(58) **Field of Classification Search** D34/1, D34/5, 6, 7, 8, 9, 10, 11; 220/908-913, 262-264
See application file for complete search history.

(56) **References Cited**

U.S. PATENT DOCUMENTS

966,145 A	8/1910	Wilder
1,265,148 A	5/1918	Warren
1,379,677 A	5/1921	Brunhoff
1,461,253 A	7/1923	Owen
1,479,634 A	1/1924	Toscan
1,703,509 A	2/1929	Chandlee
1,799,621 A	4/1931	Shaw
1,820,555 A	8/1931	Buscham
1,881,120 A	10/1932	Fessler et al.
1,966,323 A	7/1934	Von Elm
2,016,558 A	10/1935	Redrup
2,195,033 A	3/1940	Lehman
2,216,279 A	10/1940	Packer
2,246,975 A	6/1941	Geibel
2,563,456 A	8/1951	Brownell
2,910,206 A	10/1959	Hodgson
D191,546 S	10/1961	Garner
3,008,504 A	11/1961	Garner
3,023,922 A	3/1962	Arrington et al.
3,450,297 A	6/1969	Clerk
D215,617 S	10/1969	Heck

D229,473 S	12/1973	Henry
D241,499 S	9/1976	Raffery
D261,720 S	11/1981	Brazis
4,363,417 A	12/1982	Rhoades et al.
4,913,308 A	4/1990	Culbertson
4,953,744 A	9/1990	Koyama
D319,905 S	9/1991	Hotchkiss
D322,350 S	12/1991	Craft, Jr. et al.
D327,756 S	7/1992	Klein et al.
D332,852 S	1/1993	Delmerico
D333,897 S	3/1993	Ward
5,249,693 A	10/1993	Gillispie et al.
D355,060 S	1/1995	Bernstein et al.
D355,740 S	2/1995	Kirchner
D360,062 S	7/1995	Mosior
5,531,348 A	7/1996	Baker et al.
D380,114 S	6/1997	Albright
D381,784 S	7/1997	Keller et al.
5,842,595 A	12/1998	Williams
D435,951 S	1/2001	Yang et al.
D447,611 S	9/2001	Lin

(Continued)

Primary Examiner—Cynthia E. Ramirez
(74) *Attorney, Agent, or Firm*—Raymond Sun

(57) **CLAIM**

The ornamental design for the trash can, as shown and described.

DESCRIPTION

FIG. 1 is a perspective view of the trash can according to the present invention.

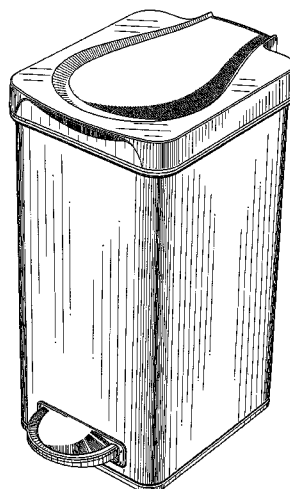
FIG. 2 is a top plan view of the trash can of FIG. 1

FIG. 3 is a rear elevational view of the trash can of FIG. 1.

FIG. 4 is a front elevational view of the trash can of FIG. 1; and,

FIG. 5 is a left side plan view of the trash can of FIG. 1; the right side being symmetrical.

1 Claim, 5 Drawing Sheets



US D559,495 S

Page 2

U.S. PATENT DOCUMENTS					
D450,901 S	11/2001	Lin	D488,604 S	4/2004	Yang et al.
D452,356 S	12/2001	Zimmerman	D488,902 S	4/2004	Yang et al.
D453,252 S	1/2002	Lin	D489,856 S	5/2004	Yang et al.
D453,600 S	2/2002	Lin	D489,857 S	5/2004	Yang et al.
D453,870 S	2/2002	Lin	D490,583 S	5/2004	Yang et al.
D454,239 S	3/2002	Lin	D491,706 S	6/2004	Yang et al.
6,386,386 B1	5/2002	George	D503,021 S	3/2005	Yang et al.
D465,630 S	11/2002	Lin	D507,090 S	7/2005	Yang et al.
D465,893 S	11/2002	Lin	7,033,039 B2	4/2006	Lin
D470,639 S	2/2003	Quan	D522,203 S	5/2006	Lin
D473,688 S	4/2003	Melkert	D525,406 S	7/2006	Wang et al.
D476,460 S	6/2003	Lin	D525,756 S	7/2006	Yang et al.
D480,193 S	9/2003	Wang	D525,757 S	7/2006	Lin
6,626,316 B2	9/2003	Yang	D527,156 S	8/2006	Lin
D481,187 S	10/2003	Sofy et al.	7,086,550 B2	8/2006	Yang et al.
D481,508 S	10/2003	Wang	D528,726 S	9/2006	Lin
D482,169 S	11/2003	Lin	D539,499 S *	3/2007	Yang et al. D34/9
D482,832 S	11/2003	Lin	D544,170 S *	6/2007	Lin D34/9
D482,833 S	11/2003	Lin	D544,671 S *	6/2007	Saunders et al. D34/9

* cited by examiner

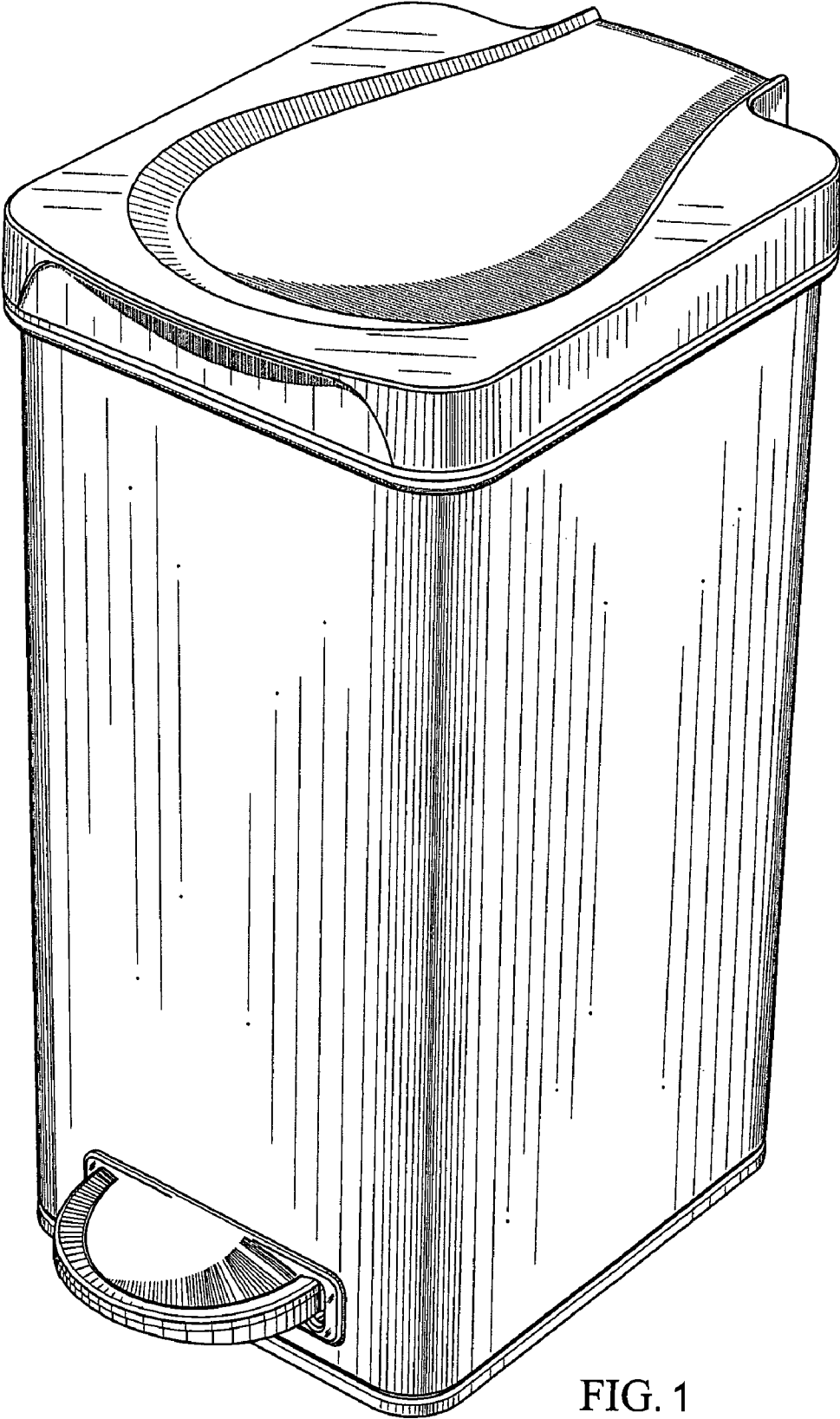


FIG. 1

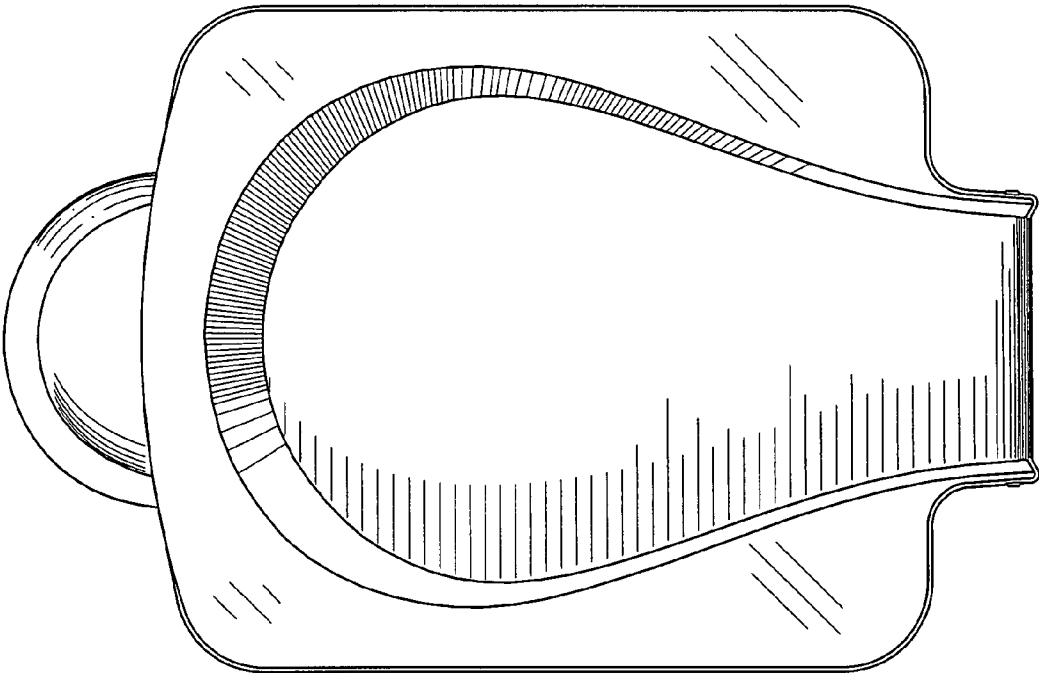


FIG. 2

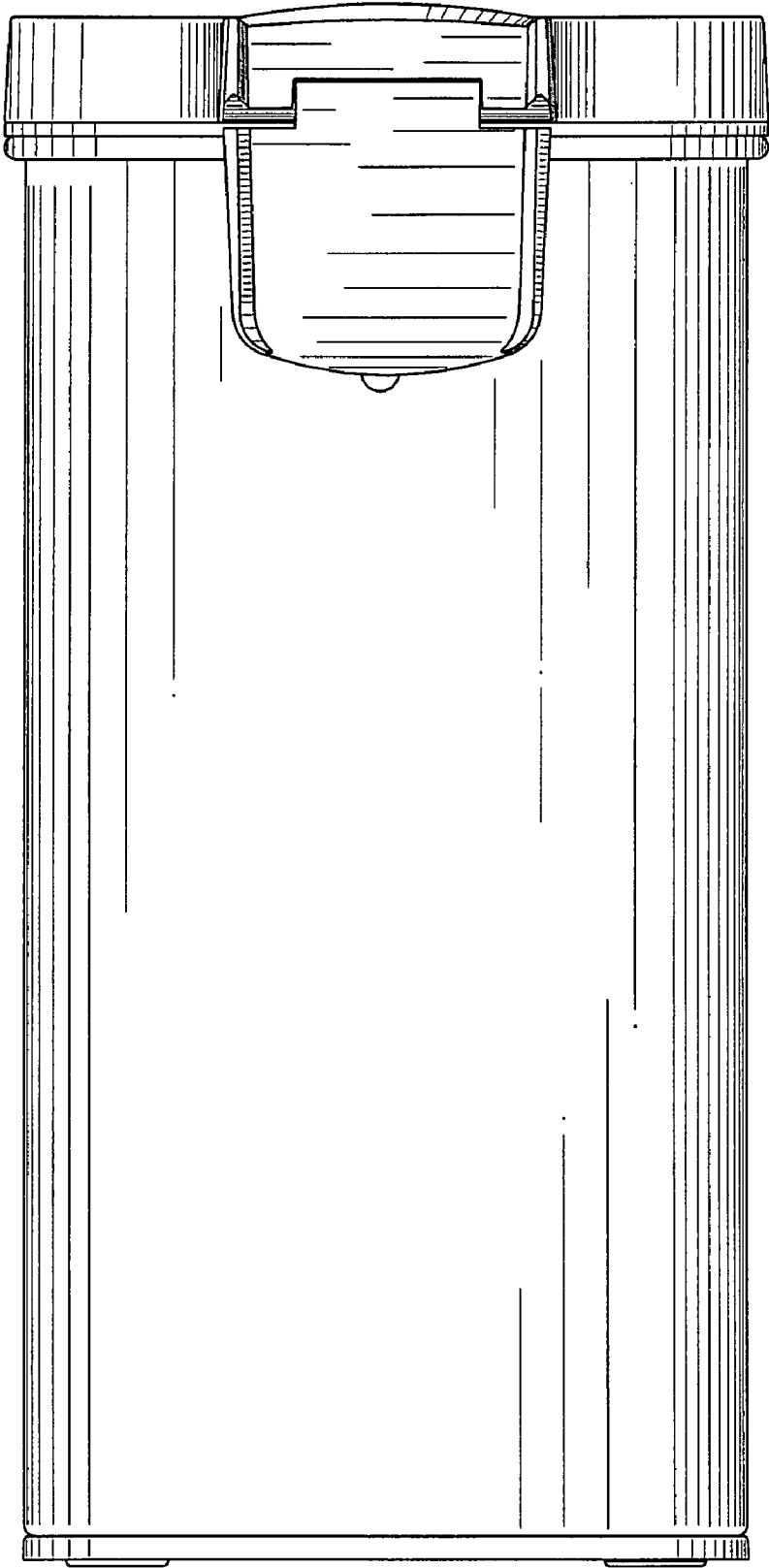


FIG. 3

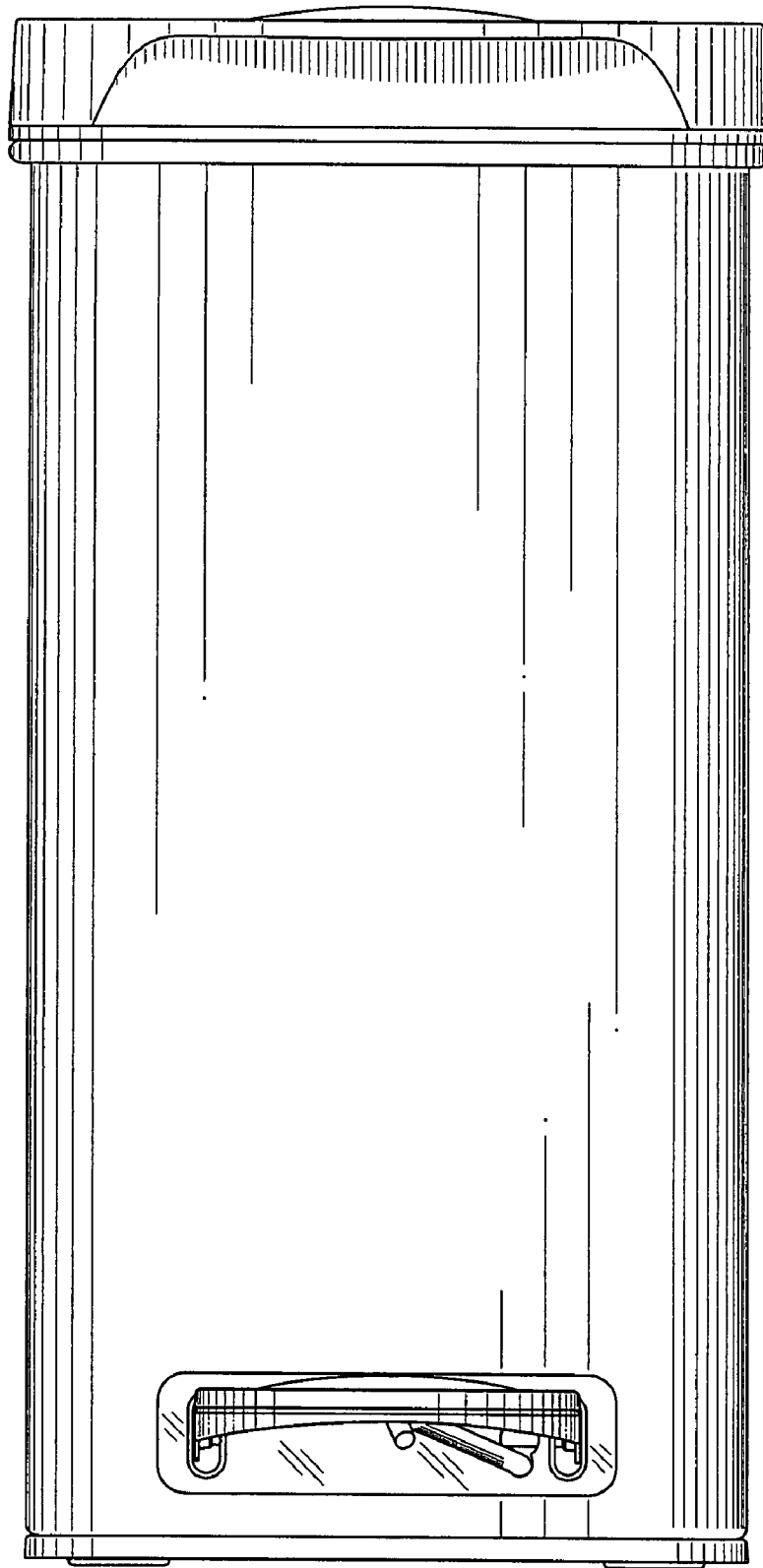


FIG. 4

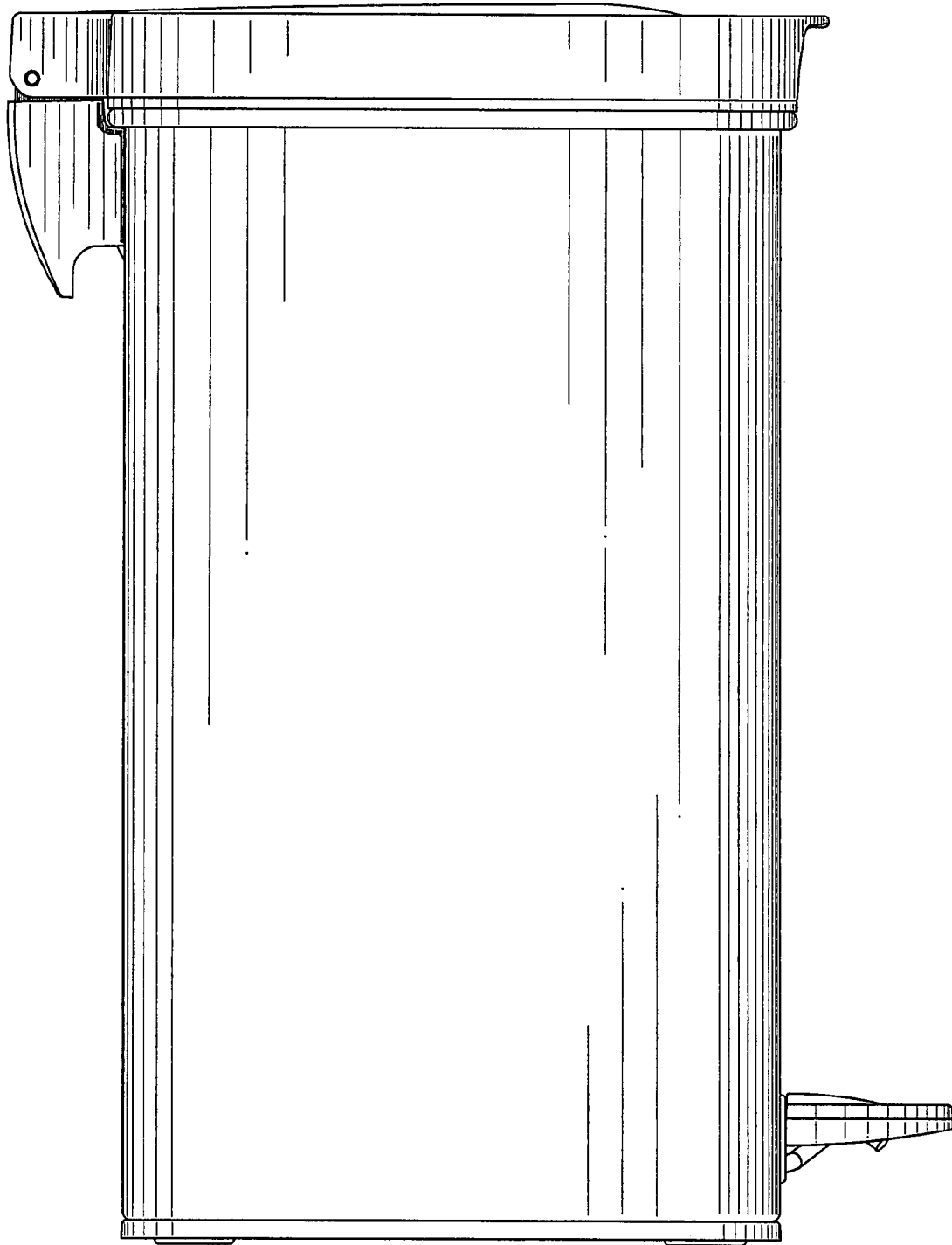


FIG. 5