

J. N. SCISM.  
SHOE ATTACHMENT.

APPLICATION FILED JUNE 21, 1902.

NO MODEL.

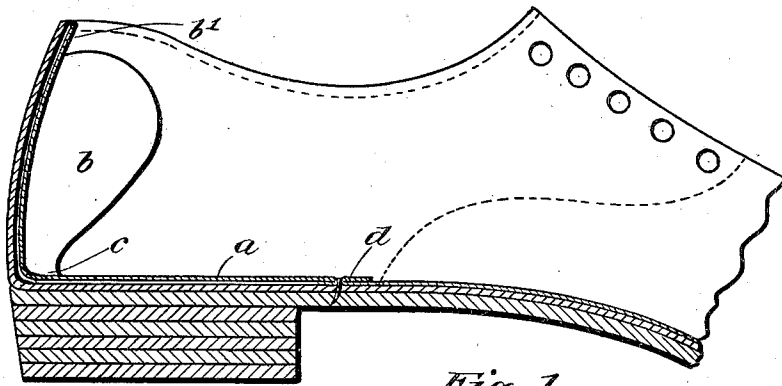


Fig. 1.

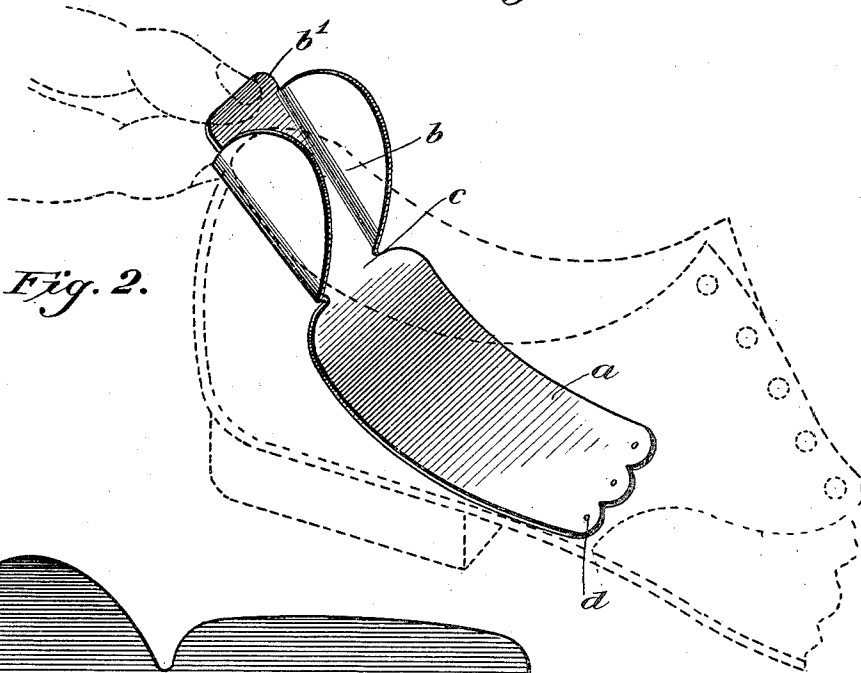


Fig. 2.

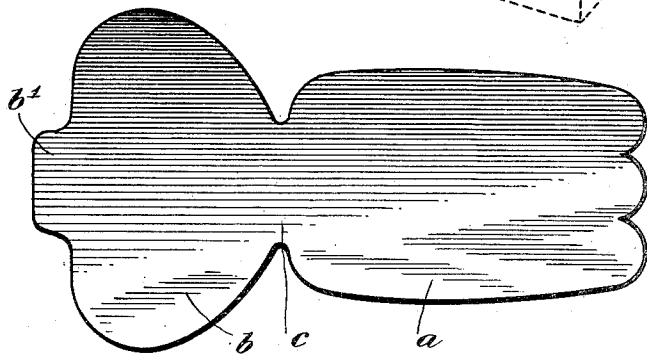


Fig. 3.

WITNESSES:

*Paul Deuster*  
*Isaac B. Owens.*

INVENTOR

*John N. Scism*

BY *Wm. M. [Signature]*  
 ATTORNEYS.

# UNITED STATES PATENT OFFICE.

JOHN NIVER SCISM, OF SCHENECTADY, NEW YORK.

## SHOE ATTACHMENT.

SPECIFICATION forming part of Letters Patent No. 738,851, dated September 15, 1903.

Application filed June 21, 1902. Serial No. 112,612. (No model.)

*To all whom it may concern:*

Be it known that I, JOHN NIVER SCISM, a citizen of the United States, and a resident of Schenectady, in the county of Schenectady and State of New York, have invented a new and Improved Shoe Attachment, of which the following is a full, clear, and exact description.

The purpose of this invention is to provide a shoe attachment which will not only serve as a permanently-secured shoe-horn, forming virtually a part of the shoe, but also as a lining for the shoe at the heel and quarters thereof. The invention is particularly adapted to low-cut or Oxford shoes, although obviously it could be used on shoes of other forms, if desired.

To this end I employ a tongue of leather or other flexible material of certain peculiar form, which will be hereinafter described, said tongue having one end fastened in the shoe to the sole thereof just at or forward of the heel, the whole of the rest of the tongue being free and extending back along the quarters. This arrangement, as may be seen, serves not only the purpose of a shoe-horn to assist in putting on the shoe, but it also serves as a lining and heel-pad.

This specification is an exact description of one example of my invention, while the claims define the actual scope thereof.

Reference is to be had to the accompanying drawings, forming a part of this specification, in which similar characters of reference indicate corresponding parts in all the views.

Figure 1 is a sectional view of the invention. Fig. 2 is a perspective view showing the use of the invention, and Fig. 3 is a view showing the tongue in plan.

As shown in Fig. 3, the tongue of the preferred construction consists of a heel part *a* and a quarter part *b*, connected by a relatively narrow contracted portion *c*. This tongue is formed, preferably, of leather, although any other flexible material may be used, as desired. The extremity of the quarter part *b* has a slight tab *b'* thereon to facilitate grasping the tongue at this point. The tongue is fastened at its forward end to the sole of the shoe within the shoe, as indicated at the point *d* in Figs. 1 and 2. The fastening means are wholly immaterial. They are here shown as brads or tacks, such as are usually employed by

shoemakers. When the device is not in use as a shoe-horn, it occupies the position as shown in Fig. 1, the heel part lying snugly within the shoe over the heel, and the quarter part *b* running around the seat of the quarter of the shoe and serving as a lining therefor. The contracted portion *c* bends freely to permit the tongue to assume the position shown, and owing to the narrow width of this portion it does not wrinkle at the bend, but insures a snug and correct fit of the parts.

In using the device as a shoe-horn it is drawn out of the shoe, as shown in Fig. 2. The most convenient way of doing this is by grasping the tab *b'*. Then as the foot is entered into the shoe the tongue guides the movement of the foot and gradually moves back into the shoe, reassuming the position shown in Fig. 1.

Various changes in the form and details of my invention may be resorted to at will without departing from the spirit of my invention. Hence I consider myself entitled to all forms of the invention as may lie within the intent of my claims.

Having thus described my invention, I claim as new and desire to secure by Letters Patent—

1. A shoe having a tongue of flexible material fastened to the sole of the shoe at a point forward of the counter, said tongue extending rearward over the heel and thence turning upward against the inner side of the counter and being free from the shoe at all points excepting at the aforesaid front end.

2. A shoe having a tongue of flexible material fastened to the sole at a point forward of the counter, said tongue extending rearward over the heel and thence turning upward against the inner side of the counter and being free from the shoe at all points excepting at the aforesaid front end, the said tongue having a narrowed or contracted portion at the rear extremity of the heel where the tongue turns upward, and the tongue being widest above said contracted portion.

In testimony whereof I have signed my name to this specification in the presence of two subscribing witnesses.

JOHN NIVER SCISM.

Witnesses:

H. W. DENNINGTON,  
GEO. W. FEATHERSTONHAUGH.