



US00D942871S

(12) **United States Design Patent**
Lee

(10) **Patent No.:** **US D942,871 S**

(45) **Date of Patent:** **** Feb. 8, 2022**

(54) **CARBON DIOXIDE SUPPLY CONTROL DEVICE**

(71) Applicant: **ECinU Co., Ltd.**, Daegu (KR)

(72) Inventor: **Sin-woo Lee**, Daegu (KR)

(**) Term: **15 Years**

(21) Appl. No.: **35/510,581**

(22) Filed: **Apr. 16, 2020**

(80) **Hague Agreement Data**

Int. Filing Date: **Apr. 16, 2020**

Int. Reg. No.: **DM/208173**

Int. Reg. Date: **Apr. 16, 2020**

Int. Reg. Pub. Date: **Oct. 16, 2020**

(30) **Foreign Application Priority Data**

Oct. 17, 2019 (KR) 30-2019-0049434

(51) **LOC (13) Cl.** **10-04**

(52) **U.S. Cl.**
USPC **D10/49**

(58) **Field of Classification Search**
USPC D10/96, 49, 99, 104.1, 78; D23/233
See application file for complete search history.

(56) **References Cited**

U.S. PATENT DOCUMENTS

D415,440	S	*	10/1999	Beadsworth	D10/99
D606,433	S	*	12/2009	Whitcomb	D10/104.1
D652,747	S	*	1/2012	Ferris	D10/49
D857,529	S	*	8/2019	Rodriguez	D10/49
D913,828	S	*	3/2021	Kurisaki	D10/96
D914,524	S	*	3/2021	Kurisaki	D10/96
D929,542	S	*	8/2021	Okawara	D23/233
D929,543	S	*	8/2021	Okawara	D23/233
D929,544	S	*	8/2021	Okawara	D23/233

* cited by examiner

Primary Examiner — George D. Kirschbaum

(57) **CLAIM**

The ornamental design for a carbon dioxide supply control device, as shown and described.

DESCRIPTION

1. Carbon dioxide supply control device

1.1 : Perspective

1.2 : Front

1.3 : Back

1.4 : Left

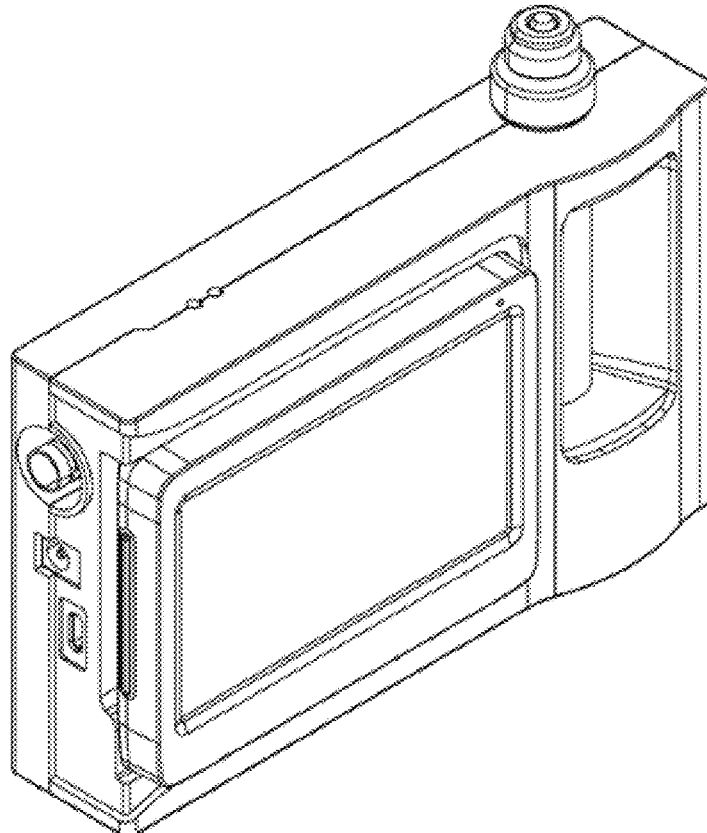
1.5 : Right

1.6 : Top

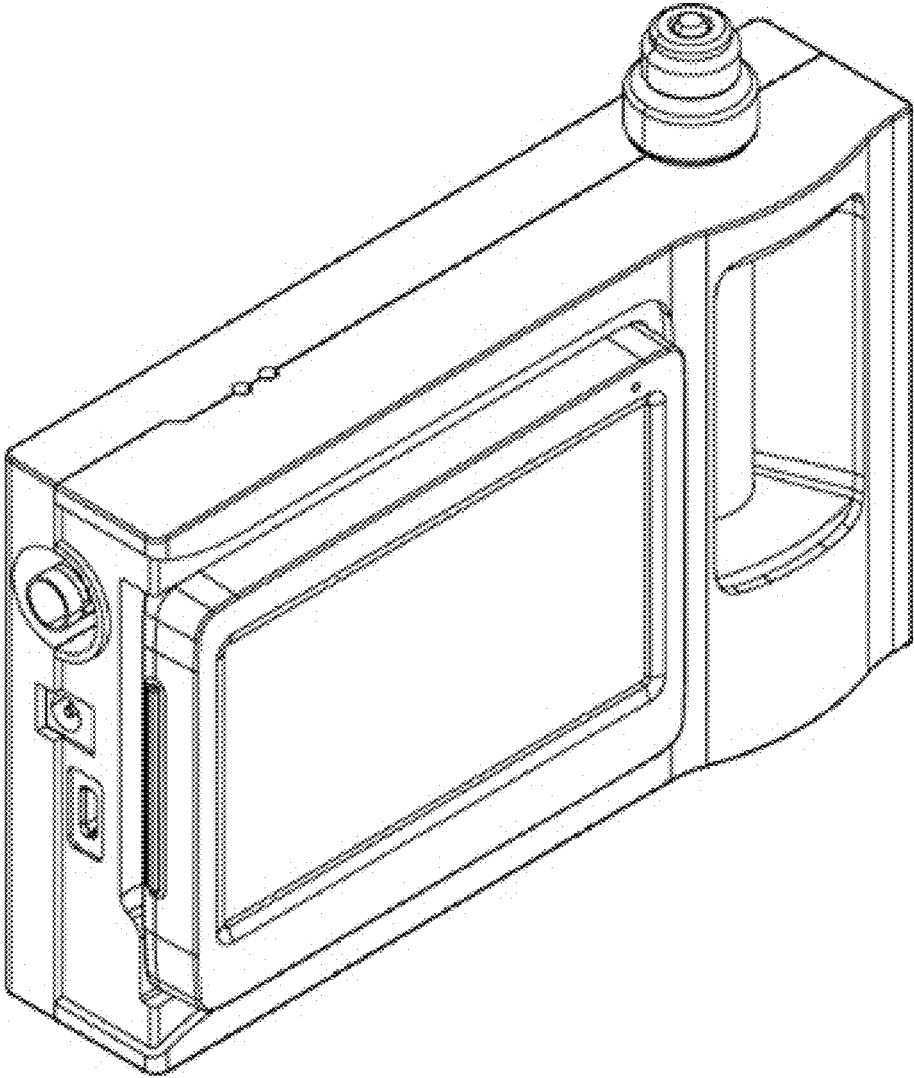
1.7 : Bottom

1.8 : Rear view showing the overall shape

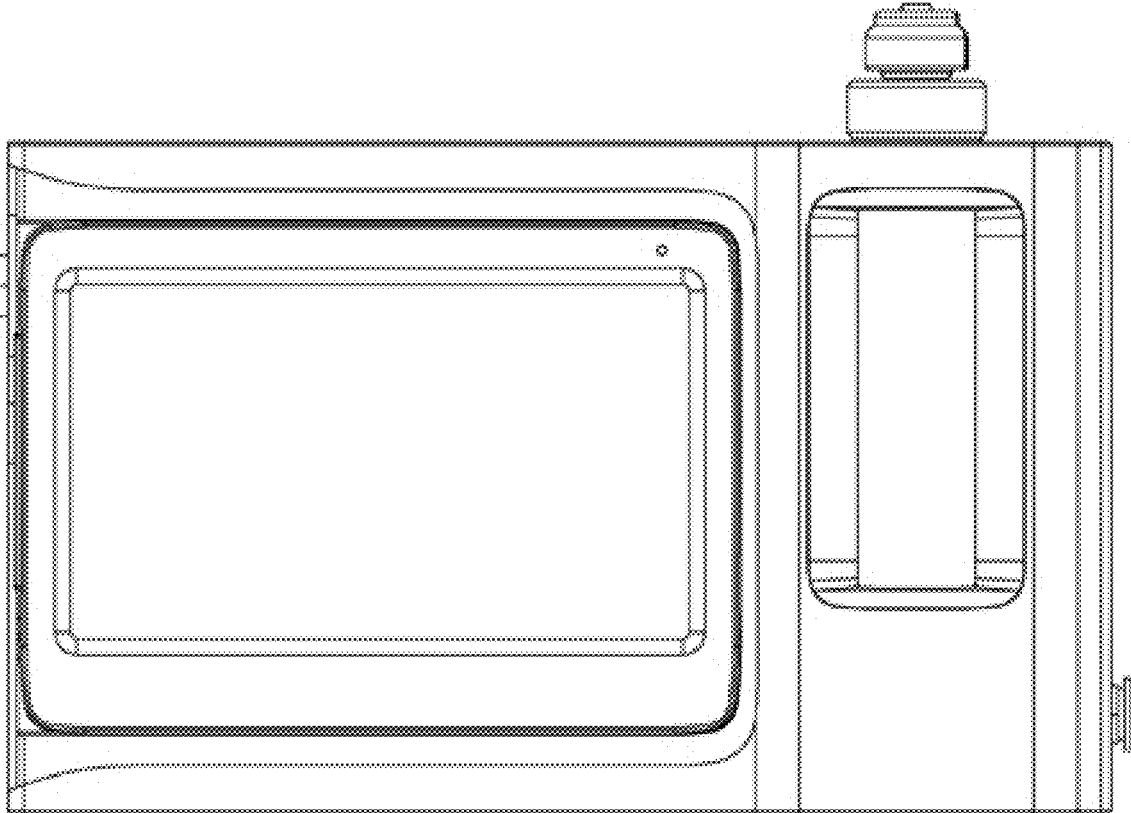
1 Claim, 8 Drawing Sheets



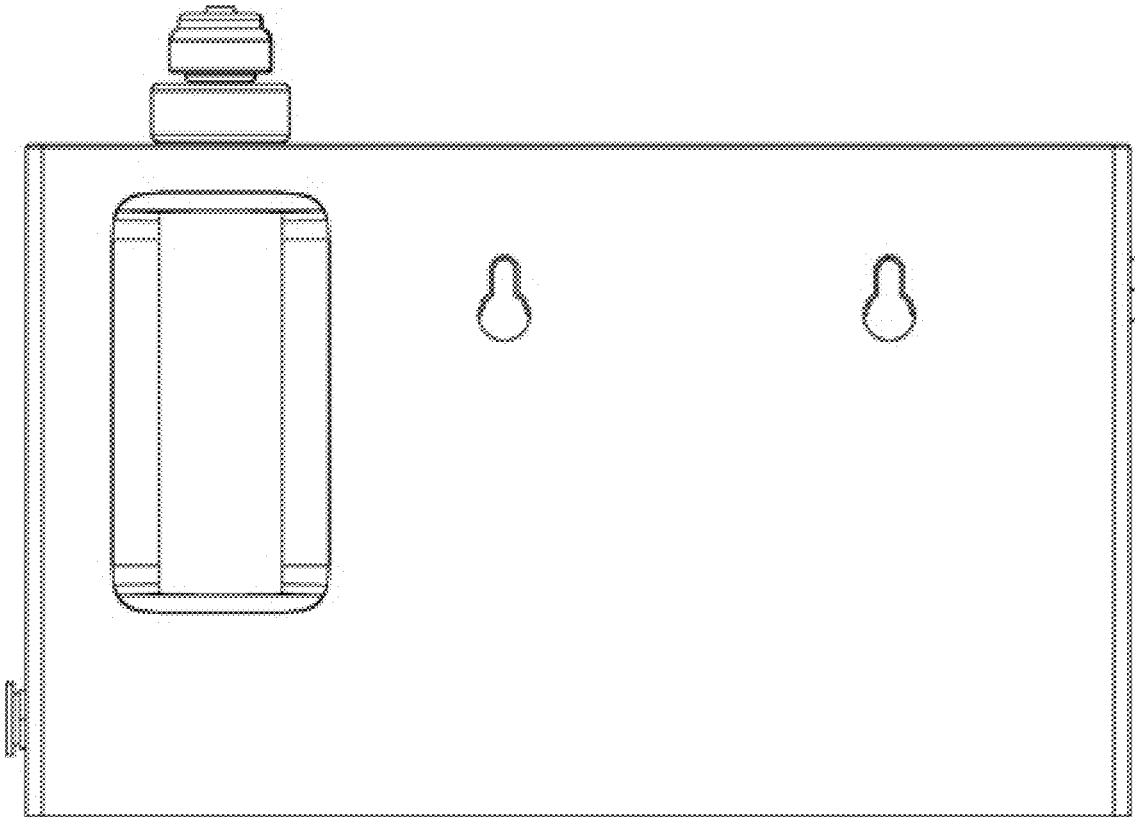
1.1



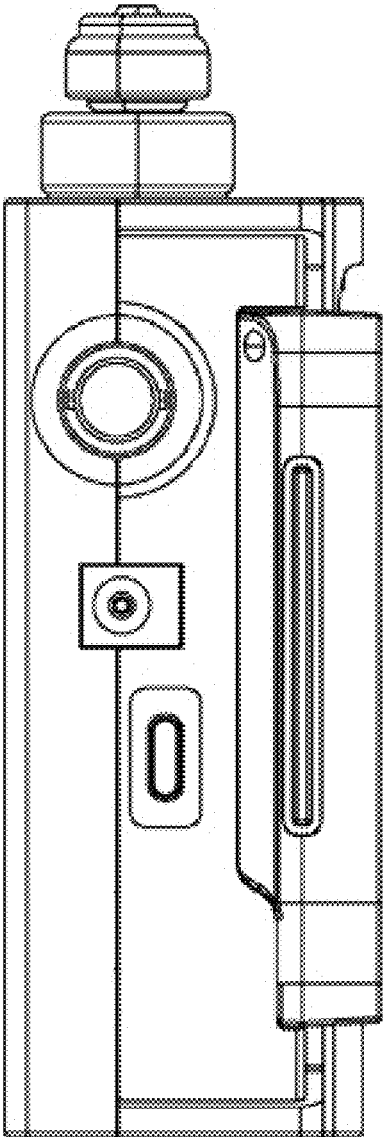
1.2



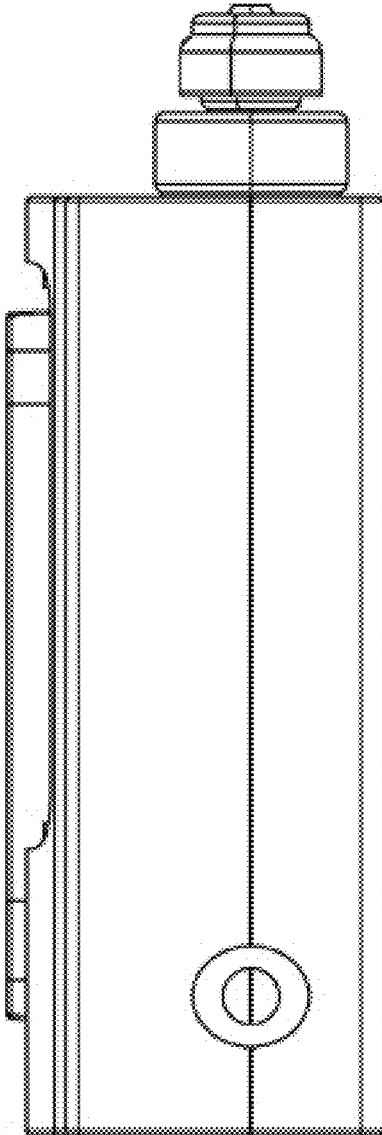
1.3



1.4




1.5



1.6



1.7



1.8

