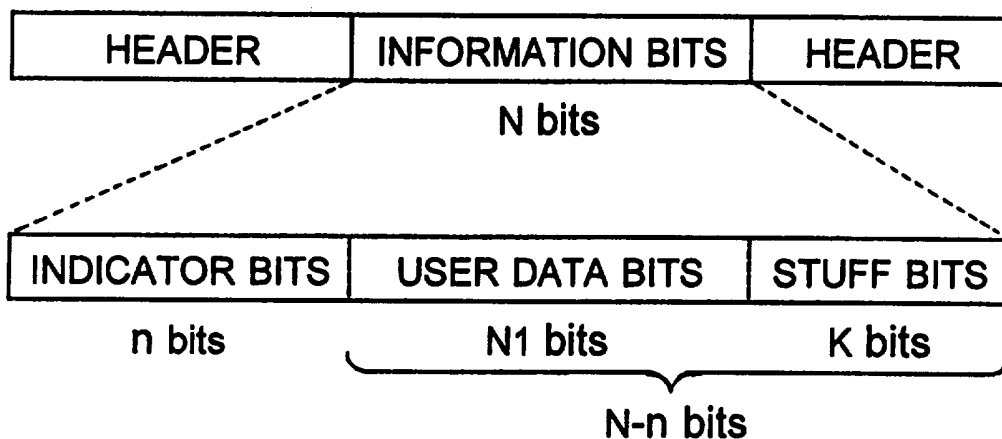




INTERNATIONAL APPLICATION PUBLISHED UNDER THE PATENT COOPERATION TREATY (PCT)

<p>(51) International Patent Classification ⁶ : H04J 3/16, H04B 7/26 // H04Q 7/22</p>	<p>A1</p>	<p>(11) International Publication Number: WO 96/27960 (43) International Publication Date: 12 September 1996 (12.09.96)</p>
<p>(21) International Application Number: PCT/FI96/00135 (22) International Filing Date: 6 March 1996 (06.03.96) (30) Priority Data: 951018 6 March 1995 (06.03.95) FI (71) Applicant (for all designated States except US): NOKIA TELECOMMUNICATIONS OY [FI/FI]; Mäkkylän puistotie 1, FIN-02660 Espoo (FI). (72) Inventor; and (75) Inventor/Applicant (for US only): RÄSÄNEN, Juha [FI/FI]; Pensaskertuntie 8 A, FIN-02660 Espoo (FI). (74) Agent: OY KOLSTER AB; Iso Roobertinkatu 23, P.O. Box 148, FIN-00121 Helsinki (FI).</p>	<p>(81) Designated States: AL, AM, AT, AU, AZ, BB, BG, BR, BY, CA, CH, CN, CZ, DE, DK, EE, ES, FI, GB, GE, HU, IS, JP, KE, KG, KP, KR, KZ, LK, LR, LS, LT, LU, LV, MD, MG, MK, MN, MW, MX, NO, NZ, PL, PT, RO, RU, SD, SE, SG, SI, SK, TJ, TM, TR, TT, UA, UG, US, UZ, VN, ARIPO patent (KE, LS, MW, SD, SZ, UG), Eurasian patent (AM, AZ, BY, KG, KZ, MD, RU, TJ, TM), European patent (AT, BE, CH, DE, DK, ES, FI, FR, GB, GR, IE, IT, LU, MC, NL, PT, SE), OAPI patent (BF, BJ, CF, CG, CI, CM, GA, GN, ML, MR, NE, SN, TD, TG).</p> <p>Published <i>With international search report. Before the expiration of the time limit for amending the claims and to be republished in the event of the receipt of amendments.</i></p>	

(54) Title: HIGH-SPEED DATA TRANSMISSION IN MOBILE COMMUNICATION NETWORKS



(57) Abstract

The invention relates to a digital mobile communication system and a method for high-speed data transmission in a digital mobile communication system. The mobile network allocates two or more parallel traffic channels to a high-speed data signal which requires a transmission rate that exceeds the maximum transmission rate of one traffic channel. The high-speed data signal is packed into transmission frames which contain a fixed number N of information bits. The number of the information bits is such that the data rate of the frame is fixed and corresponds to a standard rate adaptation of a traffic channel in the mobile communication system, for example 9.6 Kbps. Among these information bits of the transmission frame, a variable number of bits N1 which is dependent on the data rate of the high-speed data signal is employed for the transmission of the user data. From the remaining "free" information bits of the frame, n bits are control bits which indicate the number N1 of the user data bits in the frame. The remaining k information bits are stuff bits. By means of the invention, the transmission rate of the user data in the transmission frames may vary between 0 and a preset maximum value.

FOR THE PURPOSES OF INFORMATION ONLY

Codes used to identify States party to the PCT on the front pages of pamphlets publishing international applications under the PCT.

AM	Armenia	GB	United Kingdom	MW	Malawi
AT	Austria	GE	Georgia	MX	Mexico
AU	Australia	GN	Guinea	NE	Niger
BB	Barbados	GR	Greece	NL	Netherlands
BE	Belgium	HU	Hungary	NO	Norway
BF	Burkina Faso	IE	Ireland	NZ	New Zealand
BG	Bulgaria	IT	Italy	PL	Poland
BJ	Benin	JP	Japan	PT	Portugal
BR	Brazil	KE	Kenya	RO	Romania
BY	Belarus	KG	Kyrgystan	RU	Russian Federation
CA	Canada	KP	Democratic People's Republic of Korea	SD	Sudan
CF	Central African Republic	KR	Republic of Korea	SE	Sweden
CG	Congo	KZ	Kazakhstan	SG	Singapore
CH	Switzerland	LI	Liechtenstein	SI	Slovenia
CI	Côte d'Ivoire	LK	Sri Lanka	SK	Slovakia
CM	Cameroon	LR	Liberia	SN	Senegal
CN	China	LT	Lithuania	SZ	Swaziland
CS	Czechoslovakia	LU	Luxembourg	TD	Chad
CZ	Czech Republic	LV	Latvia	TG	Togo
DE	Germany	MC	Monaco	TJ	Tajikistan
DK	Denmark	MD	Republic of Moldova	TT	Trinidad and Tobago
EE	Estonia	MG	Madagascar	UA	Ukraine
ES	Spain	ML	Mali	UG	Uganda
FI	Finland	MN	Mongolia	US	United States of America
FR	France	MR	Mauritania	UZ	Uzbekistan
GA	Gabon			VN	Viet Nam

High-speed data transmission in mobile communication networks

Field of the Invention

5 The invention relates to high-speed data transmission in digital mobile communication networks.

Background of the Invention

10 In telecommunication systems of the time division multiple access (TDMA) type, the communication on the radio path is time-divisional and occurs in successive TDMA frames each of which consists of several time slots. A short information packet is transmitted in each time slot in the form of a radio-frequency burst that has a limited duration and that consists of a number of modulated bits. The time slots are primarily used for conveying control and traffic channels. The traffic channels are used for transferring speech and data. The control channels are for signalling between a base station and mobile stations. An example of a TDMA radio system is the Pan-European digital mobile system GSM (Global System for Mobile Communications).

15 In conventional TDMA systems, one traffic channel time slot is allocated for communication to each mobile station for the transmission of data or speech. For example the GSM system may therefore comprise as many as eight parallel connections to different mobile stations on a radio frequency carrier. The maximum data transfer rate on one traffic channel is limited to a relatively slow level, e.g. in the GSM system 9.6 Kbps or 12 Kbps, according to the available bandwidth and the channel coding and error correction employed in the transmission. In the GSM system, a so-called half-rate (max. 4.8 Kbps) traffic channel can also be selected for low speech coding rates. The half-rate traffic channel is established when a mobile station operates in an

20
25
30
35

assigned time slot only in every other frame, i.e. at half the rate. Another mobile station operates in the same assigned time slot of every other frame. The system capacity, measured in the number of mobile subscribers, can thus be doubled, i.e. as many as 16 mobile stations can operate on the carrier frequency simultaneously.

In recent years, the need for high-speed data services in mobile networks has increased considerably. For example transmission rates of at least 64 Kbps would be required for the ISDN (Integrated Services Digital Network) circuit-switched digital data services. The data services of the public switched telephone network (PSTN), for example a modem and G3-type telefax terminals, require higher transmission rates such as 14.4 Kbps. One of the increasing areas of mobile data transmission that requires transmission rates exceeding 9.6 Kbps is mobile video services. Examples of such services include security surveillance by means of cameras, and video databases. The minimum data rate in video transmission may be for example 16 or 32 Kbps.

The transmission rates of the present mobile networks are not sufficient for meeting these new requirements, however.

An arrangement, which is disclosed in a co-pending patent application of the Applicant, WO95/31878 (unpublished on the filing date of the present application), relates to allocating two or more parallel traffic channels (subchannels) on the radio path for one high-speed data connection. The high-speed data signal is divided in the transmitter into these parallel subchannels for the transmission over the radio path, to be restored in the receiver. This approach enables the supply of data transmission services with as high as eight-fold transmission rate compared to the conventional rate, depending on the number of the

traffic channels allocated. For example in the GSM system, the total user data rate of 19.2 Kbps is obtained by two parallel 9.6 Kbps subchannels, each channel being rate-adapted in the same manner as in the existing transparent 9.6 Kbps bearer services of the GSM system.

A problem relating to the use of parallel traffic channels is the data rates which cannot be rate-adapted with the existing methods of the GSM system even though these data rates can be evenly distributed between the available parallel subchannels.

For example the user data rate of 14.4 Kbps (according to e.g. ITU-T Recommendation V.32bis) requires two transparent GSM traffic channels the data rate in each of which should be 7.2 Kbps (2×7.2 Kbps = 14.4 Kbps), but there is no rate adaptation in the GSM system for the subchannel data rate of 7.2 Kbps.

Correspondingly, for example the user data rate of 40 Kbps (ITU-T Recommendation V.120) requires five transparent GSM traffic channels in each of which the data rate should be 8 Kbps (40 Kbps : 5), but there is again no rate adaptation in the GSM system for such a subchannel data rate.

Another problem is the data rates that cannot be evenly divided into a required number of transparent GSM traffic channels. For example the user data rate of 56 Kbps (ITU-T Recommendation V.110) requires at least six transparent GSM traffic channels, but it cannot be divided into these six parallel subchannels in such a way that the (V.110) frames of each subchannel carry the same number of data bits (56 Kbps : $6 = 9333.333$ bps).

Furthermore, the high-speed data transmission should be sufficiently flexible so that it could also support possible future high data rates that have not yet been standardized.

Disclosure of the Invention

An object of the present invention is to provide a method and a telecommunication system which support the rate adaptation of both standard and arbitrary transmission rates in high-speed data transmission utilizing parallel traffic channels.

A first aspect of the invention is a method for high-speed data transmission in a digital mobile system, said method comprising a step of

transmitting data over the radio path between a mobile station and a fixed mobile network on a rate-adapted traffic channel allocated to the mobile station. According to the invention, the method is characterized by further steps of

allocating at least two parallel rate-adapted traffic channels to a high-speed data signal, which requires a data rate exceeding the maximum transmission rate of a single traffic channel,

utilizing transmission frames, wherein the total number of information bits is independent of the data rate of the high-speed data signal, for data transmission on parallel traffic channels,

rate-adapting the high-speed data signal to the allocated traffic channels by employing a variable number of said total number of said information bits for the transmission of the actual user data within each transmission frame depending on said data rate of the high-speed data signal.

A second aspect of the invention is a digital mobile system wherein a mobile station and a fixed mobile network comprise a data transmitter and a data receiver which are capable of data transmission over the radio path on a traffic channel allocated to the mobile station. According to the invention, the system is characterized in that

the fixed mobile network is arranged to allocate two or more parallel traffic channels to a high-speed data signal which requires a transmission rate exceeding the maximum transmission rate of one traffic channel,

the data transmitters are arranged to insert a high-speed data signal into transmission frames wherein the total number of the information bits is independent of the data rate of the high-speed data signal to be transmitted by employing a variable number of said total number of the information bits in each transmission frame for the transmission of the actual user data according to the data rate of the high-speed signal.

In the present invention, a high-speed data signal is packed into transmission frames in which the number of information bits is fixed and independent of a data rate of a transmitted signal. The number of the information bits is such that the data rate of the frame is constant and corresponds to the standard rate adaptation of a traffic channel in a respective telecommunication system, e.g. 9.6 Kbps in the GSM system. A variable number of these information bits of the transmission frame is utilized for the transmission of the actual user data, depending on the original data signal rate. The rest of the bits are utilized for the transmission of control information or stuff bits. Therefore, the number of user data bits in any transmission frame on any of the parallel traffic channels can vary between 0 and a predetermined maximum number. In other words, the transmission rate of the user data in the transmission frames may freely vary between 0 and a predetermined maximum value.

By means of the invention, a signal of an arbitrary data rate can be transmitted through traffic

channels that have been rate-adapted in one constant manner, by carrying out a further rate adaptation inside the transmission frames. For example in the GSM system, it is possible to use a standard 9.6 Kbps rate-adapted transparent traffic channel and a transmission frame of 48 information bits according to the CCITT Recommendation V.110. In such a case, different user data rates between 0 and 9.6 Kbps can be transmitted through a 9.6 Kbps rate-adapted traffic channel by changing the number of the information bits used for the user data transmission between 0 and 48 in the V.110 frame.

Some of the "free" information bits of the transmission frame may be employed to detect how many of the frame information bits carry the actual user data.

Brief Description of the Drawings

In the following, the invention will be described by means of preferred embodiments with reference to the accompanying drawings, in which

Figure 1 illustrates a part of a mobile system wherein the invention can be applied,

Figure 2 illustrates high-speed data transmission in two TDMA time slots over the radio path,

Figure 3 illustrates the network architecture according to the invention, which supports the high-speed data transmission of several traffic channels between a mobile station MS and an interworking function IWF in the GSM system,

Figure 4 shows the V.110 frame structure,

Figure 5 shows the general structure of a transmission frame according to the invention,

Figure 6 illustrates the adaptation of the user rate of 23.5 Kbps to three GSM traffic channels according to the invention.

Preferred Embodiments of the Invention

The present invention may be applied to high-speed data transmission in digital TDMA-type mobile communication systems, such as the Pan-European digital mobile communication system GSM, DCS1800 (Digital Communication System), the mobile communication system according to the EIA/TIA Interim Standard IS/41.3, etc. The invention will be illustrated below by using as an example a GSM-type mobile system, without being restricted thereto, however. Figure 1 introduces very briefly the basic structural components of the GSM system, without describing their characteristics or the other elements of the system. For a more detailed description of the GSM system, reference is made to the GSM recommendations and to "*The GSM System for Mobile Communications*" by M. Mouly and M. Pautet (Palaiseau, France, 1992, ISBN:2-9507190-07-7).

A mobile services switching centre controls the switching of incoming and outgoing calls. It performs similar functions as the exchange of the PSTN. Further, it also performs, together with the network subscriber registers, functions, such as location management, that are only characteristic of mobile telephone traffic. Mobile stations MS are connected to the MSC via base station systems BSS. A base station system BSS consists of a base station controller BSC and base stations BTS. For the sake of clarity, Figure 1 only shows a base station system wherein two base stations are connected to the base station controller BSC and wherein one mobile station MS is located within the coverage area of the base stations.

The GSM system is a time division multiple access (TDMA) type system. The channel structures used in the radio interface are defined in greater detail in the ETSI/GSM recommendation 05.02. During normal

operation, one time slot is allocated from a carrier frequency to a mobile station MS as a traffic channel in the beginning of a call (single slot access). The mobile station MS is synchronized with the allocated time slot to transmit and receive radio-frequency bursts. During the remaining time of the frame, the MS performs different measurements. The Applicant's co-pending patent applications W095/31878 and PCT/FI95/00673 disclose a method wherein two or more time slots from the same TDMA frame are allocated to a mobile station MS which requires data transmission with a higher rate than what one traffic channel can provide. As regards the details of this procedure, reference is made to the aforementioned patent applications.

In the following, the procedure will be described with reference to Figure 2 only as one way of carrying out high-speed data transmission, based on several parallel traffic channels, in a radio system. It should be noted, however, that the only matter essential for the invention is that a connection comprising several parallel traffic channels is established, and the invention itself relates to carrying out and synchronizing data transmission over such a connection.

Figure 2 shows an example wherein successive time slots 0 and 1 are allocated to a mobile station MS from a single TDMA frame. A high-speed data signal DATAIN, which is to be transmitted over the radio path, is divided in a divider 82 into a required number of lower-speed data signals, namely DATA1 and DATA2. Each lower-speed data signal DATA1 and DATA2 is separately subjected to channel coding, interleaving, burst formation and modulation 80 and 81, respectively, whereafter each lower-speed data signal is transmitted as a radio-frequency burst in a dedicated time slot 0

and 1, respectively. When the lower-speed data signals DATA1 and DATA2 have been transmitted over the radio path through different traffic channels, they are separately subjected in the receiver to demodulation, deinterleaving and channel decoding 83 and 84, respectively, whereafter the signals DATA1 and DATA2 are again combined in a combiner 85 of the receiver into the original high-speed signal DATAOUT. Figure 2 also shows a transmission buffer 88 used in an embodiment of the invention, the data signal DATAIN being buffered into the buffer before being supplied to the divider 82.

Figure 3 is a block diagram illustrating the GSM network architecture which implements such data transmission using several parallel traffic channels. The functions of the blocks 80, 81, 83 and 84 of Figure 3, i.e. channel coding, interleaving, burst formation and modulation, and correspondingly demodulation, deinterleaving and channel decoding are situated on the side of the fixed network preferably at the base station BTS. The above-described TDMA frame is thus transmitted between the base station BTS and the mobile station MS in a radio interface Radio I/F. Each time slot is subjected to separate parallel processing at the base station BTS. The divider 82 and the combiner 85 of Figure 2 may be located in the fixed network side remote from the base station BTS in another network element, such as BSC, whereupon the lower-speed data signals DATA1 and DATA2 are transmitted between this network element and the base station in the same way as the signals of normal traffic channels. In the GSM system, this communication takes place in TRAU frames according to the ETSI/GSM recommendation 08.60 between the base station BTS and a special transcoder/rateadapter unit (TRCU). The TRAU frames and the transmission associated thereto are not essential for the invention, since the

invention relates to carrying out and synchronizing data transmission over the entire data connection utilizing several parallel traffic channels, i.e. between the divider 82 and the combiner 85.

5 In the GSM system, a data link is formed between a terminal adapter 31 in the mobile station MS and an interworking function IWF 32 in the fixed network. In data transmission occurring in the GSM network, this connection is a V.110 rate-adapted, UDI-
10 coded digital 9.6 Kbps full-duplex connection that is adapted to V.24 interfaces. The V.110 connection described herein is a digital transmission channel that was originally developed for ISDN (Integrated Services
15 Data Network) technology, that is adapted to the V.24 interface, and that also provides the possibility of transmitting V.24 statuses (control signals). The CCITT recommendation for a V.110 rate-adapted connection is disclosed in the CCITT Blue Book: V.110. The CCITT
20 recommendation for a V.24 interface is disclosed in the CCITT Blue Book: V.24. The terminal adapter 31 adapts the data terminal connected to the mobile station MS to a V.110 connection, which is established over a physical connection utilizing several traffic channels ch0 to
25 chN. The IWF couples the V.110 connection to another V.110 network, such as an ISDN or another GSM network, or to some other transit network, such as the public switched telephone network PSTN. In the first case, the IWF only contains the divider/combiner 82/85 according
30 to the invention. In the last-mentioned case, the IWF also contains for example a baseband modem by means of which data transmission is performed through the PSTN.

 The frame structure used for data transmission on a V.110 connection (9.6 Kbps) is shown in Figure 4. The frame comprises 80 bits. Octet 0 contains binary zeroes, whereas octet 5 contains a binary one which is
35

5 followed by seven E bits. Octets 1 to 4 and 6 to 9
comprise a binary one in bit position 1, a status bit
(S or X bit) in bit position 8, and 6 data bits (D bits)
in bit positions 2 to 7. The bits are transmitted from
left to right and from top to bottom. The frame thus
comprises 48 information bits D1 to D48 (user data).
Bits S and X are used to transmit channel control
information associated to the data bits in the data
transmission mode.

10 As described above, the problem with such high-
speed data transmission is the data rates which cannot
be rate-adapted with the present methods of the
telecommunications systems. For example in the GSM
system, such rates include all data rates that are not
multiples of 9.6 Kbps.

15 This is solved in the invention by transmitting
the user data bits through the traffic channels in
frames the general structure of which is illustrated in
Figure 5. The frame consists of a header and information
bits. Depending on the type of frame, the header
comprises different kinds of synchronization and control
information, which is not relevant to the present
invention, however. Each frame carries N data or
information bits. From these N bits, n bits ($n < N$) form
25 an indicator field which indicates that N1 bits of the
remaining N-n information bits are used for carrying the
actual user data. The remaining k information bits,
which are not used as indicator bits or user data bits
in the frame, are occupied by stuff bits, the values of
30 the stuff bits being set to binary one, for example. In
this manner, each transmission frame on each of the
parallel traffic channels may carry any number of user
data bits between 0 and N-n. Successive transmission
frames on the traffic channel may carry a different
35 number of user data bits. Due to this, the correct

average user data rate can always be maintained. The user data rate is controlled in the transmitter for example in such a way that the divider 82 of Figure 2 monitors the amount of data in the transmission buffer 88 and determines the number of the user data bits in the next frame(s) accordingly. If the buffer 88 tends to fill up, a predetermined higher threshold level is reached, and one or more of the subsequent frames will be arranged to contain one or several data bits more until the buffer level is again below the aforementioned threshold. If the buffer 88 tends to empty, and when a lower threshold level is reached, for example, the divider 82 inserts one or more data bits less in one or several of the subsequent frames until the normal buffer level is reached, e.g. until the buffer level exceeds the lower threshold level. The divider 82, which inserts a required number N_1 of user data bits in the frame, also fills the additional information bits with stuff bits and sets the indicator bits to the value N_1 . This will be described in greater detail with reference to Figure 6.

The application of the present invention to the GSM system will be described below. It is assumed that rate-adapted transparent full-rate 9.6 Kbps traffic channels are used as the parallel traffic channels, the V.110 frames of Figure 4 being transmitted on these channels. The frame thus comprises 48 information bits D_1 to D_{48} , i.e. $N=48$. Six information bits, e.g. bits D_1 to D_6 , are needed for indicating the number N_1 of the user data bits among the remaining information bits in the frame. In other words, $n=6$. This leaves 42 bits ($N-n=42$) for user data in the V.110 frame. These available bits are bits D_7 to D_{48} , for example.

A few examples concerning the rate adaptation of high-speed data to such a V.110 frame of a GSM traffic channel will be studied below.

Example 1

5 Assume that the user data rate is 64 Kbps, whereupon eight parallel GSM traffic channels are needed. The rate adaptation according to the invention may then be carried out for example in the following manner. Each V.110 frame on each traffic channel carries
10 40 user data bits (bits D7 to D46) and two stuff bits (D47 and D48). Then $N_1=40$, and the binary number 1010000 is set as the value for the indicator bits D1 to D6.

Example 2

15 Assume that the user data rate is 56 Kbps, whereupon seven GSM traffic channels are needed. The rate adaptation according to the invention may then be carried out for example in the following manner: each V.110 frame on each channel carries 40 user data bits (D7 to D46) and two stuff bits (D47 and D48). Then
20 $N_1=40$, and the values of the bits D1 to D6 are 101000.

Example 3

 Assume that the user data rate is 14.4 Kbps, whereupon two GSM traffic channels are needed. The rate adaptation according to the invention may then be
25 carried out for example in the following manner: each V.110 frame on each channel carries 36 user data bits (bits D7 to D42) and six stuff bits (bits D43 to D48). Then $N_1=36$, and the values of the indicator bits (D1 to D6) are 100100.

30 **Example 4**

 Assume that the user data rate is 28.8 Kbps, whereupon four GSM traffic channels are needed. The rate adaptation according to the invention may then be
35 carried out for example in the following manner: each V.110 frame on each traffic channel carries 36 user data

bits (bits D7 to D42) and six stuff bits (bits D43 to D48). Then $N_1=36$, and the values of the indicator bits (D1 to D6) are 100100.

5 **Example 5** illustrates the flexibility of the method according to the invention in adapting an arbitrary user data rate to transparent parallel traffic channels. Assume that the user data rate is 23.5 Kbps, whereupon three parallel GSM traffic channels are needed. The rate adaptation according to the invention
10 may then be carried out for example in the following manner illustrated in Figure 6. The V.110 frames on traffic channels ch1 and ch2 carry at all times 42 user data bits (bits D7 to D48). Since $N_1=N=42$, stuff bits are not needed and the values of the indicator bits D1 to D6 are 101010. A third parallel traffic channel ch3 carries 33 user data bits (bits D7 to D39) and nine stuff bits (bits D40 to D48) in every second V.110 frame. In these frames $N_1=33$, whereupon the values of the indicator bits (D1 to D6) are 100001. All the other
15 V.110 frames of this traffic channel ch3 carry 34 user data bits (bits D7 to D40) and eight stuff bits (bits D41 to D48). In these frames $N_1=34$, and the values of the indicator bits (D1 to D6) are 100010. Due to this arrangement, the total average user rate of these three
20 channels is exactly 23.5 Kbps.

 The indicator bits according to the invention occupy the place of n data bits in the frame (e.g. $n=6$). If traffic channel capacity is to be saved, user data rates which are divisible by 9.6 Kbps can be transmitted
30 by using an existing rate adaptation for the GSM data services, i.e. standard V.110 frames which contain no indicator bits or stuff bits but 48 user data bits are then utilized. In such alternative implementations the rate adaptation according to the invention would only
35 be applied to user data rates which are not divisible

by 9.6 Kbps. For example 28.8 Kbps can be transmitted with normal rate adaptation on three 9.6 Kbps traffic channels, whereas the rate adaptation according to the invention requires four traffic channels in Example 4.

5 Traffic channel capacity can also be saved in such a way that the present invention is applied only on one or two channels. The rest of the traffic channels may then use the existing 9.6 Kbps rate adaptation.

10 Even though the invention is described above with reference to certain embodiments, it should be understood, however, that the description is only exemplary and it may be varied and modified without deviating from the spirit and scope of the invention defined in the appended claims.

Claims

5 1. A method for high-speed data transmission in a digital mobile system, said method comprising a step of

transmitting data over the radio path between a mobile station and a fixed mobile network on a rate-adapted traffic channel allocated to the mobile station, characterized by further steps of

10 allocating at least two parallel rate-adapted traffic channels to a high-speed data signal, which requires a data rate exceeding the maximum transmission rate of a single traffic channel,

15 utilizing transmission frames, wherein the total number of information bits is independent of the data rate of the high-speed data signal, for data transmission on parallel traffic channels,

20 rate-adapting the high-speed data signal to the allocated traffic channels by employing a variable number of said total number of said information bits for the transmission of the actual user data within each transmission frame depending on said data rate of the high-speed data signal.

25 2. A method according to claim 1, characterized in that the phase of rate adaptation comprises the steps of

30 inserting the data of a high-speed data signal to be transmitted into the transmission frames, each of the transmission frames comprising a fixed number N of information bits,

utilizing n bits of said N information bits to indicate how many of the remaining N-n information bits carry user data,

inserting stuff bits in the place of unused information bits.

5 3. A method according to claim 1 or 2, characterized by a step of varying the number of the information bits used for the transmission of user data in the different transmission frames according to the amount of the data buffered in a transmitter.

10 4. A method according to claim 1, 2 or 3, characterized by transmitting frames according to the CCITT recommendation V.110 on parallel traffic channels.

15 5. A method according to claim 2, characterized by transmitting the user data, in all the N information bits of the transmission frames, if a ratio between the user data rate of the high-speed digital signal and the transmission rate of any one of the rate-adapted traffic channels is an integer.

20 6. A digital mobile system wherein a mobile station (MS) and a fixed mobile network (BTS, BSC, MSC) comprise a data transmitter (31, 32, 82) and a data receiver (31, 32, 81) which are capable of data transmission over the radio path on a traffic channel allocated to the mobile station, characterized in that

25 the fixed mobile network (MSC) is arranged to allocate two or more parallel traffic channels to a high-speed data signal which requires a transmission rate exceeding the maximum transmission rate of one traffic channel,

30 the data transmitters (31, 32, 82) are arranged to insert a high-speed data signal (DATAIN) into transmission frames wherein the total number of the information bits is independent of the data rate of the

35

high-speed data signal to be transmitted by employing a variable number of said total number of the information bits in each transmission frame for the transmission of the actual user data according to the data rate of the high-speed signal.

5 7. A system according to claim 6, characterized in that each transmission frame comprises a fixed number N of information bits,

10 n bits of said N information bits provide a control field which indicates how many of the remaining N-n information bits carry user data,

15 the information bits which are not used for said control field and the transmission of user data are stuff bits.

20 8. A system according to claim 6 or 7, characterized in that the number of the information bits used for the transmission of user data is variable between 0 and N-n bits depending on the data rate of the high-speed digital signal.

25 9. A system according to claim 6, characterized in that the data transmitters are arranged to adjust the number of the information bits used for transmitting user data in the different transmission frames according to the amount of data in a transmission buffer.

30 10. A system according to claim 6, characterized in that all the N information bits of the transmission frame contain user data when a ratio between the user data rate of the high-speed signal and the transmission rate of any one of the rate-adapted traffic channels is an integer.

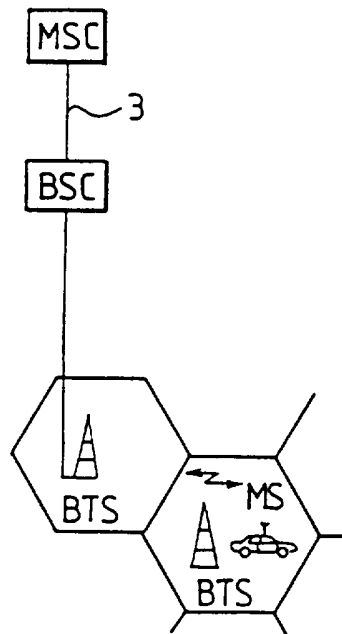


FIG. 1

OCTET NO.	BIT NUMBER							
	1	2	3	4	5	6	7	8
0	0	0	0	0	0	0	0	0
1	1	D1	D2	D3	D4	D5	D6	S1
2	1	D7	D8	D9	D10	D11	D12	X
3	1	D13	D14	D15	D16	D17	D18	S3
4	1	D19	D20	D21	D22	D23	D24	S4
5	1	E1	E2	E3	E4	E5	E6	E7
6	1	D25	D26	D27	D28	D29	D30	S6
7	1	D31	D32	D33	D34	D35	D36	X
8	1	D37	D38	D39	D40	D41	D42	S8
9	1	D43	D44	D45	D46	D47	D48	S9

FIG. 4

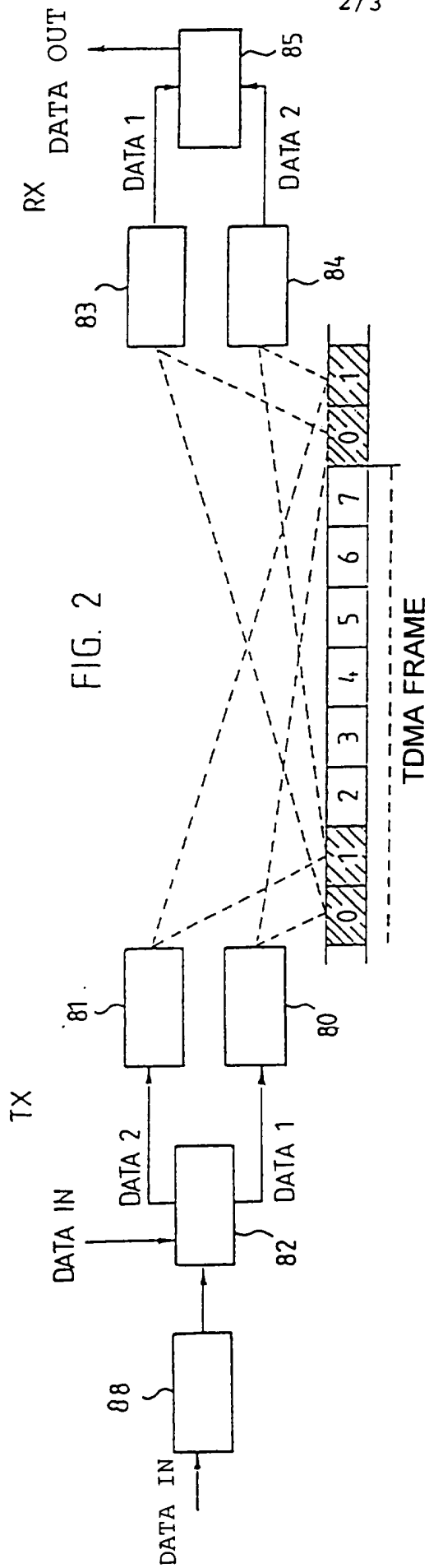


FIG. 2

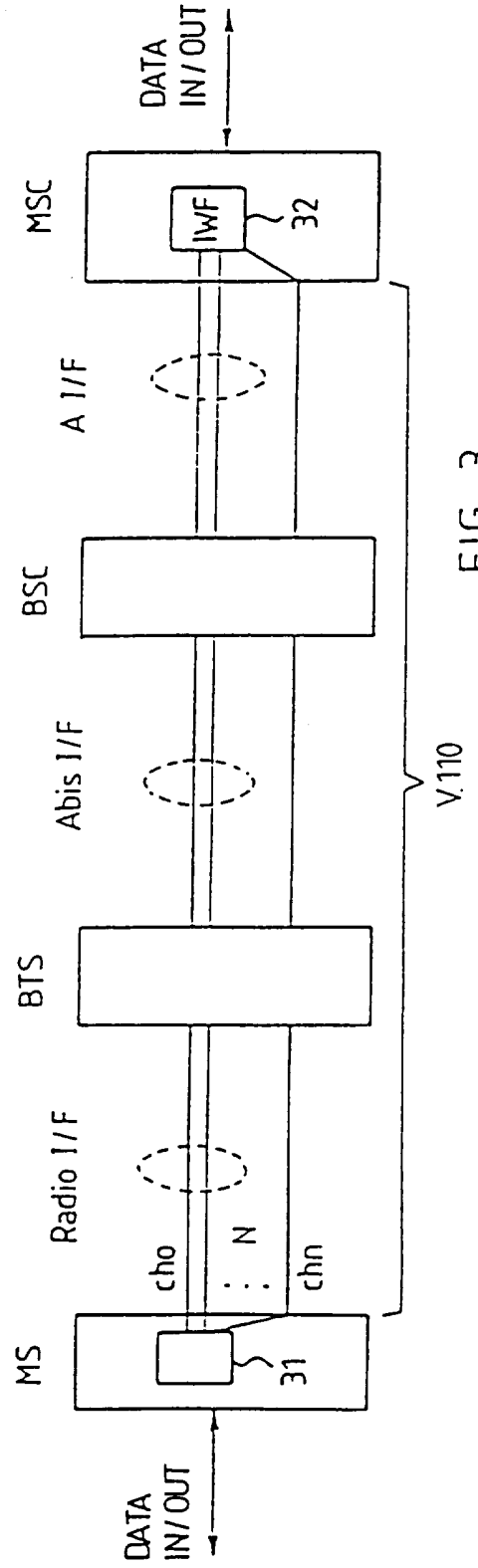


FIG. 3

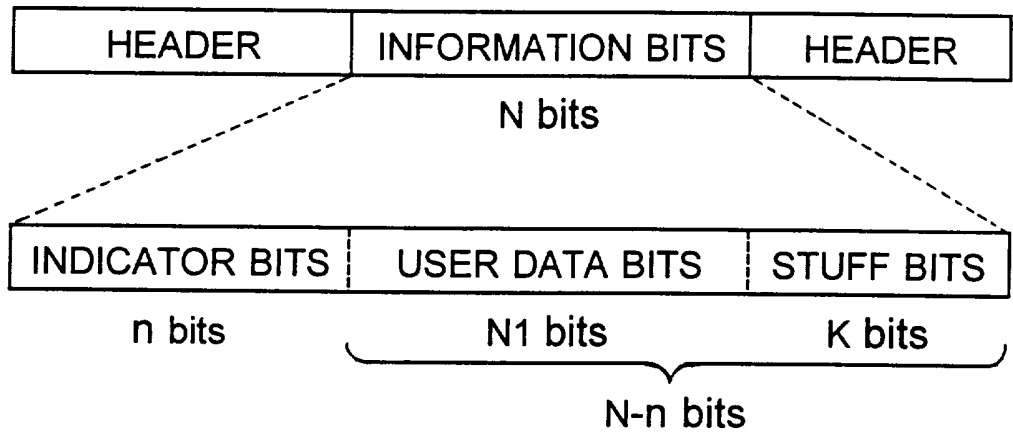


FIG. 5

	FRAME L	FRAME L+1	FRAME L+2	...
ch1	N1 = 42, k = 0 n = 101010	N1 = 42, k = 0 n = 101010	N1 = 42, k = 0 n = 101010	...
ch2	N1 = 42, k = 0 n = 101010	N1 = 42, k = 0 n = 101010	N1 = 42, k = 0 n = 101010	...
ch3	N1 = 33, k = 9 n = 100001	N1 = 34, k = 8 n = 100010	N1 = 33, k = 9 n = 100010	...

FIG. 6

INTERNATIONAL SEARCH REPORT

International application No.
PCT/FI 96/00135

A. CLASSIFICATION OF SUBJECT MATTER		
IPC6: H04J 3/16, H04B 7/26 // H04Q 7/22 According to International Patent Classification (IPC) or to both national classification and IPC		
B. FIELDS SEARCHED		
Minimum documentation searched (classification system followed by classification symbols)		
IPC6: H04J, H04B, H04Q		
Documentation searched other than minimum documentation to the extent that such documents are included in the fields searched		
SE,DK,FI,NO classes as above		
Electronic data base consulted during the international search (name of data base and, where practicable, search terms used)		
C. DOCUMENTS CONSIDERED TO BE RELEVANT		
Category*	Citation of document, with indication, where appropriate, of the relevant passages	Relevant to claim No.
Y	EP 0534493 A2 (FUJITSU LIMITED), 31 March 1993 (31.03.93), column 1, line 5 - line 12; column 4, line 49 - column 5, line 38, figures 4,7	1,6,10
A	--	5
Y	WO 9008434 A1 (MOTOROLA, INC.), 26 July 1990 (26.07.90), page 1; page 3, line 14 - line 30	1,6,10
Y	US 5005170 A (D.R. NELSON), 2 April 1991 (02.04.91), column 2, line 17 - column 3, line 42	1,6,10
A	--	5
<input checked="" type="checkbox"/> Further documents are listed in the continuation of Box C. <input checked="" type="checkbox"/> See patent family annex.		
<p>* Special categories of cited documents:</p> <p>"A" document defining the general state of the art which is not considered to be of particular relevance</p> <p>"E" earlier document but published on or after the international filing date</p> <p>"L" document which may throw doubts on priority claim(s) or which is cited to establish the publication date of another citation or other special reason (as specified)</p> <p>"O" document referring to an oral disclosure, use, exhibition or other means</p> <p>"P" document published prior to the international filing date but later than the priority date claimed</p> <p>"T" later document published after the international filing date or priority date and not in conflict with the application but cited to understand the principle or theory underlying the invention</p> <p>"X" document of particular relevance: the claimed invention cannot be considered novel or cannot be considered to involve an inventive step when the document is taken alone</p> <p>"Y" document of particular relevance: the claimed invention cannot be considered to involve an inventive step when the document is combined with one or more other such documents, such combination being obvious to a person skilled in the art</p> <p>"&" document member of the same patent family</p>		
Date of the actual completion of the international search		Date of mailing of the international search report
6 August 1996		08 -08- 1996
Name and mailing address of the ISA/ Swedish Patent Office Box 5055, S-102 42 STOCKHOLM Facsimile No. +46 8 666 02 86		Authorized officer Kenneth Ahrengart Telephone No. +46 8 782 25 00

INTERNATIONAL SEARCH REPORT

International application No.

PCT/FI 96/00135

C (Continuation). DOCUMENTS CONSIDERED TO BE RELEVANT

Category*	Citation of document, with indication, where appropriate, of the relevant passages	Relevant to claim No.
Y	WO 9114319 A1 (NEWBRIDGE NETWORKS CORPORATION), 19 Sept 1991 (19.09.91), page 3, line 5 - line 27; page 6, line 1 - line 22	1,6,10
A	--	5
A	EP 0382363 A2 (DATA GENERAL CORPORATION), 16 August 1990 (16.08.90), column 2, line 35 - column 3, line 23	1,5,6,10
	-- -----	

INTERNATIONAL SEARCH REPORT

Information on patent family members

International application No.

01/07/96

PCT/FI 96/00135

Patent document cited in search report	Publication date	Patent family member(s)	Publication date
EP-A2- 0534493	31/03/93	CA-A- 2079010 JP-A- 5091081	28/03/93 09/04/93
WO-A1- 9008434	26/07/90	AU-B,B- 626642 AU-A- 5043790 CA-A,C- 2005507 DE-D- 68926123 EP-A,A,A 0454776 US-A- 4942570	06/08/92 13/08/90 23/07/90 00/00/00 06/11/91 17/07/90
US-A- 5005170	02/04/91	NONE	
WO-A1- 9114319	19/09/91	CA-A- 2012361 DE-D,T- 69113451 EP-A,A,B 0519954 US-A- 5351239 CA-A- 2025866	16/09/91 02/05/96 30/12/92 27/09/94 21/03/92
EP-A2- 0382363	16/08/90	AU-A- 4788490 CA-A- 1336450 DE-D,T- 69022440 JP-A- 2291735 US-A- 4965787	16/08/90 25/07/95 09/05/96 03/12/90 23/10/90