



US00D409615S

**United States Patent** [19]  
**Sloan**

[11] **Patent Number: Des. 409,615**  
[45] **Date of Patent: \*\* May 11, 1999**

[54] **EAR-DEFENDER ASSEMBLY**  
[75] Inventor: **David Brian Sloan**, Suffolk, United Kingdom  
[73] Assignee: **Deben Group Industries Limited**, Woodbridge, United Kingdom  
[\*\*] Term: **14 Years**

[21] Appl. No.: **29/062,450**  
[22] Filed: **Nov. 15, 1996**

[30] **Foreign Application Priority Data**  
May 17, 1996 [GB] United Kingdom ..... 2056440

[51] **LOC (6) Cl.** ..... **14-01**  
[52] **U.S. Cl.** ..... **D14/205**  
[58] **Field of Search** ..... D14/192, 205, D14/206, 223, 224; 181/129, 130, 137; 379/430, 431, 444; 381/25, 68, 74, 151, 158, 183, 187

[56] **References Cited**  
**U.S. PATENT DOCUMENTS**  
D. 336,646 6/1993 Yamazaki et al. .... D14/205  
D. 337,115 7/1993 Yamazaki et al. .... D14/205  
D. 353,818 12/1994 Nakamura ..... D14/205  
5,068,923 12/1991 Sjoqvist ..... D14/205 X

**FOREIGN PATENT DOCUMENTS**  
6113385 4/1994 Japan ..... 181/137

*Primary Examiner*—Ted Shooman  
*Assistant Examiner*—Nanda Bondade

*Attorney, Agent, or Firm*—Rader, Fishman, Grauer & McGarry


[57] **CLAIM**

The ornamental design for a ear-defender assembly, as shown and described.

**DESCRIPTION**

FIG. 1 is a front top perspective view of the ear-defender assembly;  
FIG. 2 is a rear elevational view thereof;  
FIG. 3 is a right side elevational view thereof with a portion of the headband removed for ease of illustration; the left side elevational view being symmetrical;  
FIG. 4 is a bottom plan view of the ear-defender assembly;  
FIG. 5 is a rear elevational view of the ear-defender assembly in a folded position, the front view being symmetrical;  
FIG. 6 is a right-side elevational view of the ear-defender assembly, without the headband, shown separately for clarity of illustration; the left-side elevational view of the left ear-defender assembly, without the headband being symmetrical; the left-side elevational view of the right ear-defender assembly and the right-side elevational view of the left ear-defender assembly forming no part of the claimed design;  
FIG. 7 is a rear elevational view of the ear-defender assembly illustrated in FIG. 6, the rear elevational view of the right ear-defender assembly, without the headband view being symmetrical; and,  
FIG. 8 is a bottom plan view of the ear-defender assembly illustrated in FIG. 6, the bottom view of the left ear-defender assembly being symmetrical.

**1 Claim, 4 Drawing Sheets**



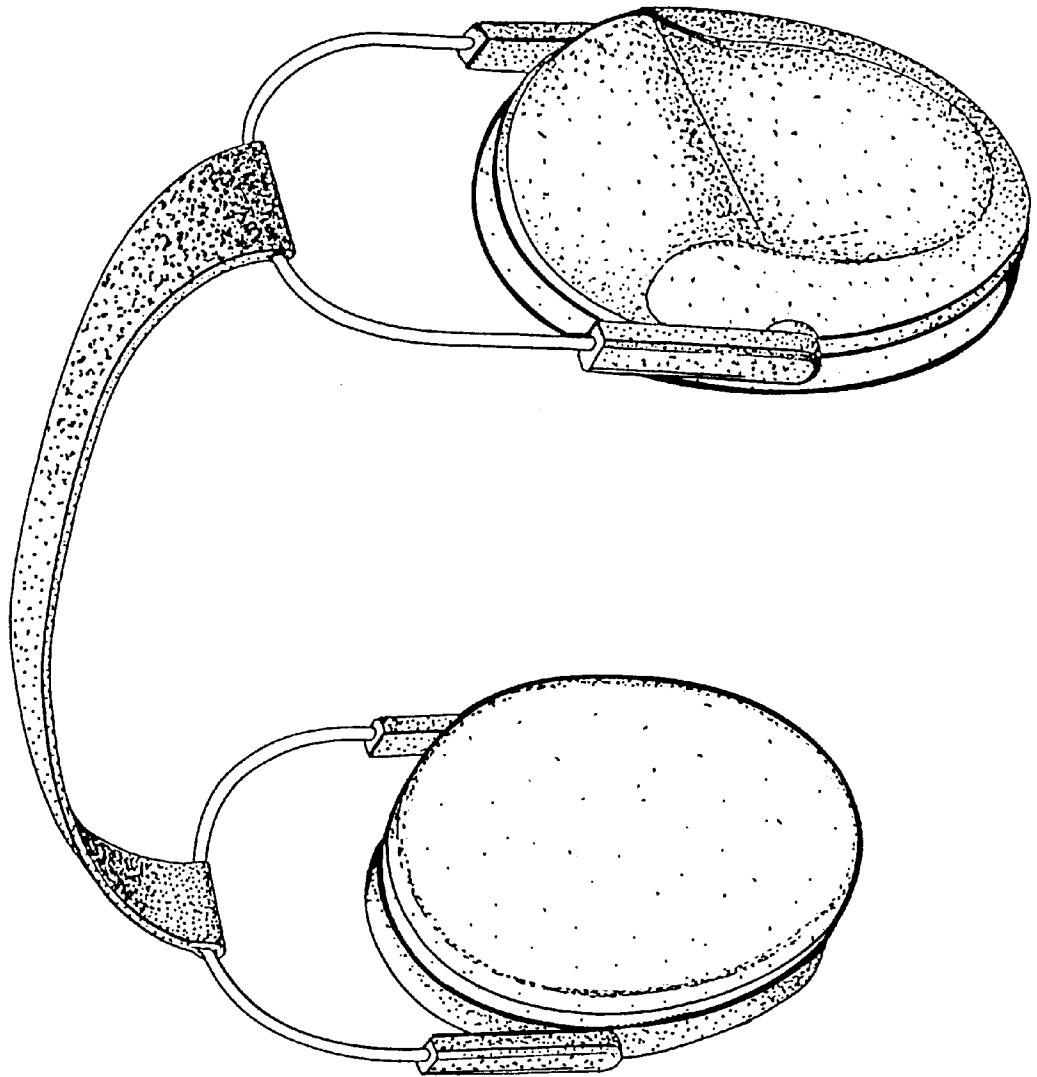


Fig. 1

Fig. 2

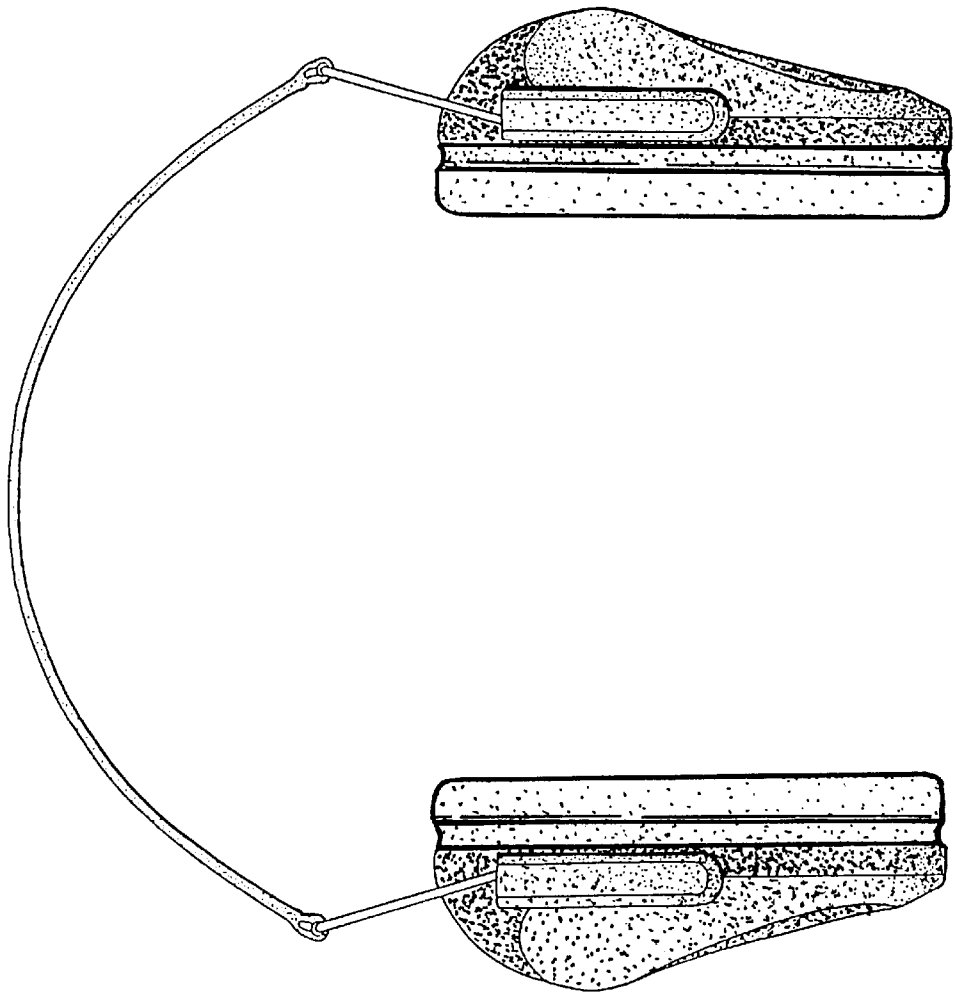
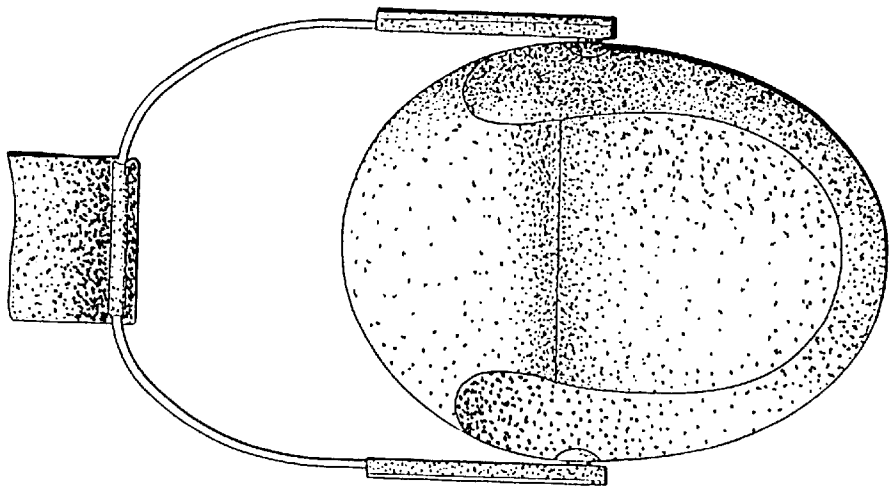
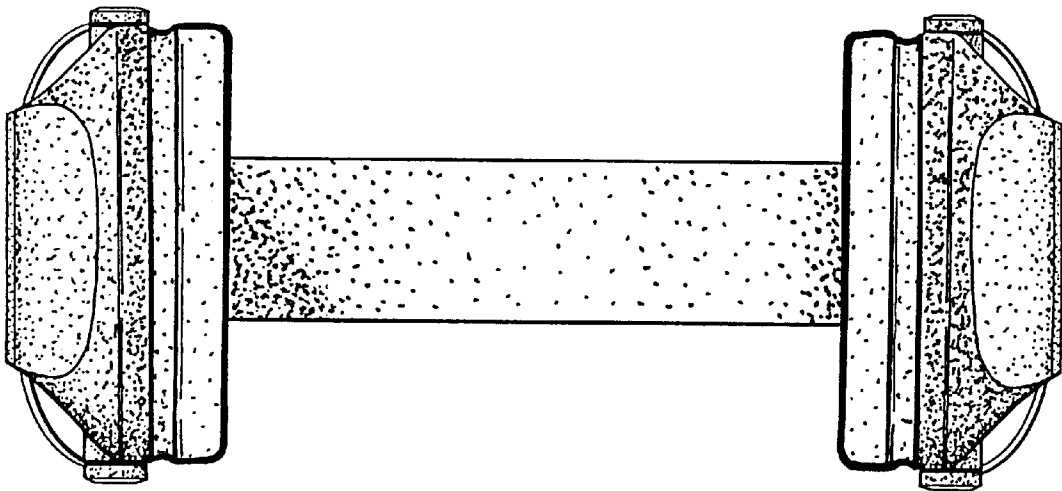


Fig. 3





*Fig. 4*

Fig. 8

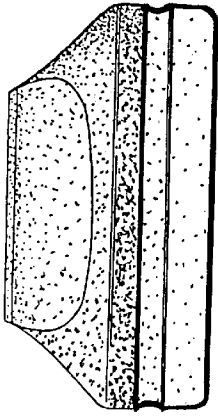


Fig. 5

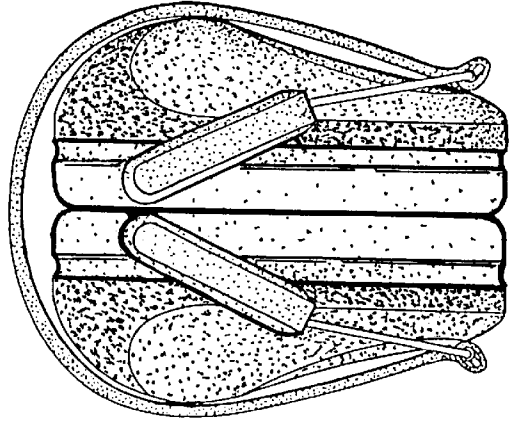


Fig. 7

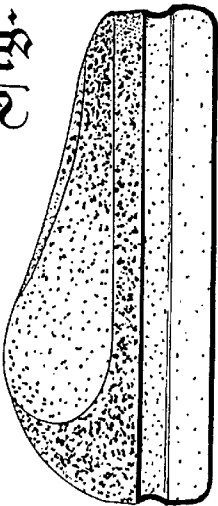


Fig. 6

