



US00D665055S

(12) **United States Design Patent**
Yanagisawa et al.

(10) **Patent No.:** **US D665,055 S**

(45) **Date of Patent:** **** Aug. 7, 2012**

(54) **SHOWER PLATE**

(75) Inventors: **Ippei Yanagisawa**, Sagamihara (JP);
Shuzo Hebiguchi, Hachioji (JP); **Kei Hara**, Hachioji (JP)

(73) Assignee: **ASM IP Holding B.V.**, Almere (NL)

(**) Term: **14 Years**

(21) Appl. No.: **29/411,637**

(22) Filed: **Jan. 24, 2012**

(51) **LOC (9) Cl.** **23-01**

(52) **U.S. Cl.** **D23/261**

(58) **Field of Classification Search** D23/260,
D23/304; 4/663, 596, 597, 609, 612
See application file for complete search history.

(56) **References Cited**

U.S. PATENT DOCUMENTS

D56,051 S *	8/1920	Cohn	D26/149
5,060,322 A *	10/1991	Delepine	4/601
D327,534 S *	6/1992	Manville et al.	D23/261
D380,527 S *	7/1997	Velez	D23/261
D419,652 S *	1/2000	Hall et al.	D23/259

D449,873 S *	10/2001	Bronson	D23/261
D457,609 S *	5/2002	Piano	D23/304
D461,233 S *	8/2002	Whalen	D23/261
D461,882 S *	8/2002	Piano	D23/304
D602,575 S *	10/2009	Breda	D23/261
D614,267 S *	4/2010	Breda	D23/261
D614,268 S *	4/2010	Breda	D23/261

* cited by examiner

Primary Examiner — Eric Goodman

(74) *Attorney, Agent, or Firm* — Snell & Wilmer L.L.P.

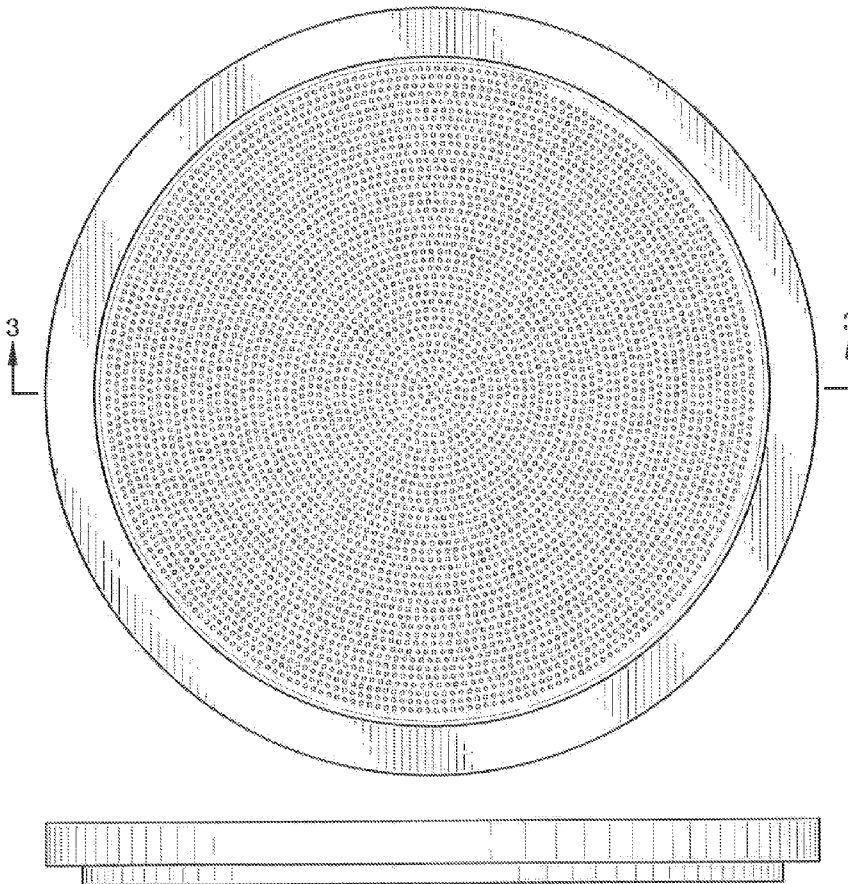
(57) **CLAIM**

The ornamental design for a shower plate, as shown and described.

DESCRIPTION

FIG. 1 is a top view of a shower plate of the present invention; FIG. 2 is a side view thereof; FIG. 3 is a cross-sectional side view thereof, taken along the line 3-3 of FIG. 1; FIG. 4 is a bottom view thereof; and, FIG. 5 is an enlarged cross-sectional side view thereof, enlarging the sections labeled FIG. 5 in FIG. 3. The broken line showing in FIG. 5 is included for illustrative purposes only and forms no part of the claimed design.

1 Claim, 3 Drawing Sheets



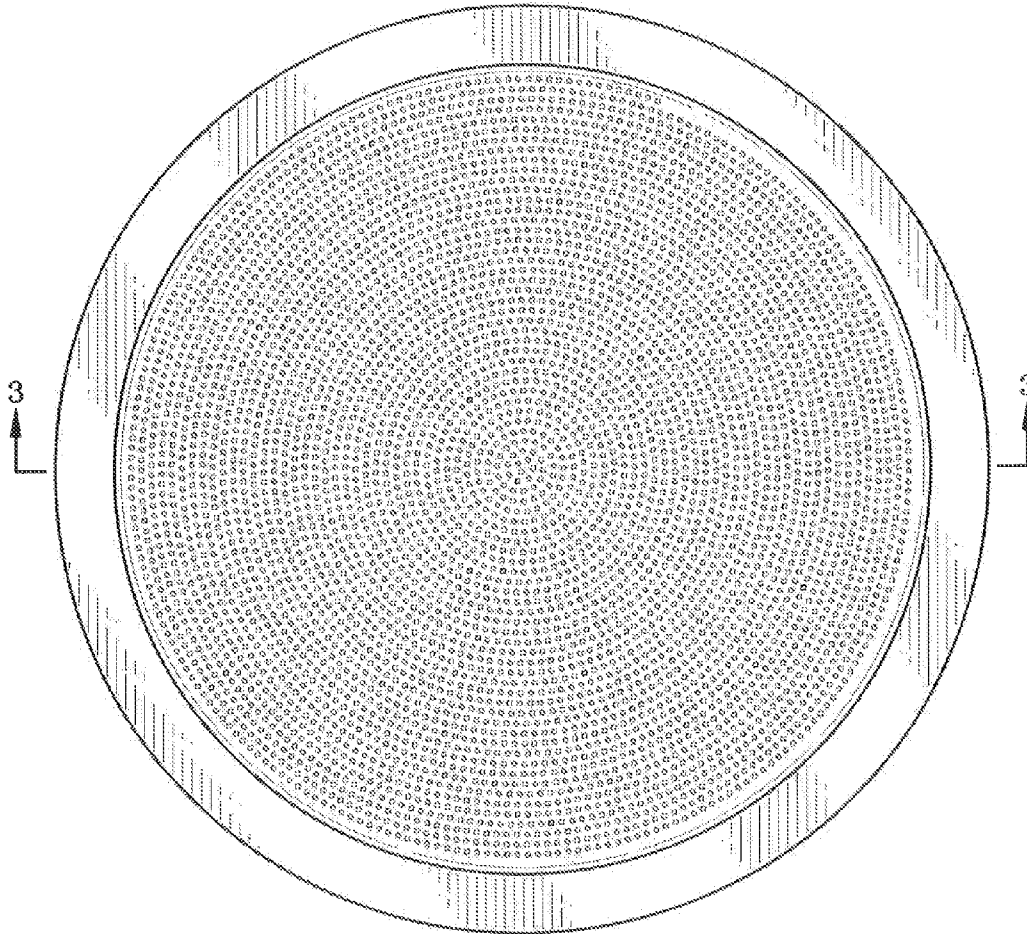


FIG-1



FIG-2

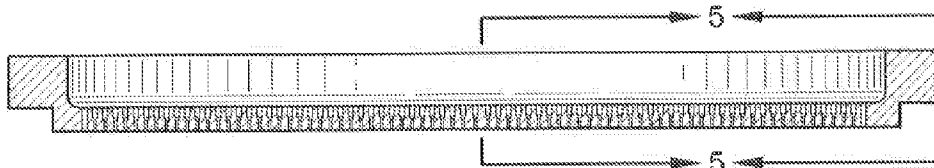


FIG-3

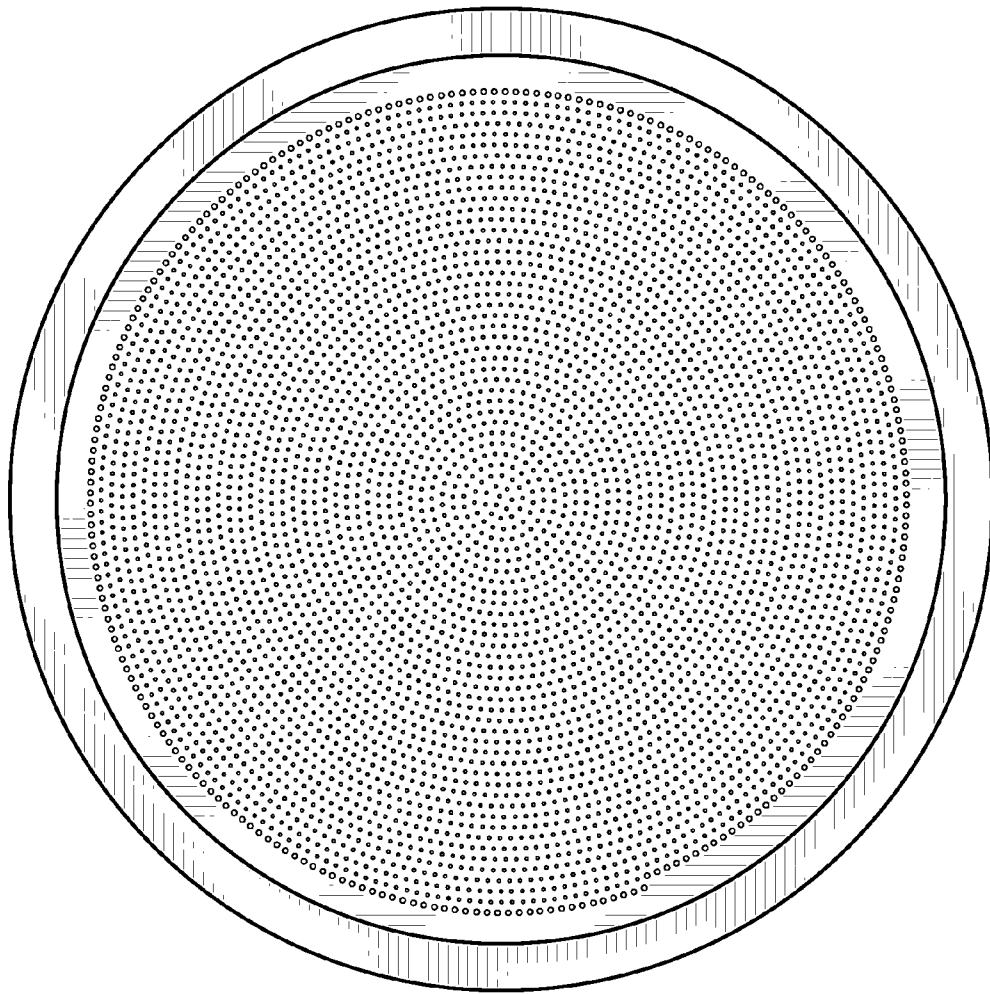


FIG-4

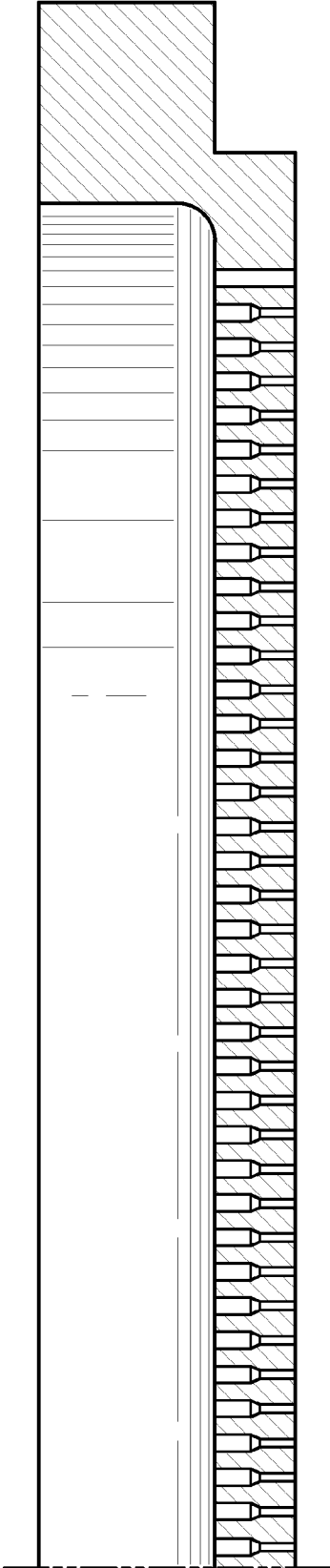


FIG-5