



US00D377906S

United States Patent [19]

[11] **Patent Number:** **Des. 377,906**

Burgener

[45] **Date of Patent:** ****Feb. 11, 1997**

[54] **WRISTWATCH**

[75] **Inventor:** **Eddy Burgener**, Le Landeron, Switzerland

[73] **Assignee:** **Sportime Watches AG**, Bienne, Switzerland

[**] **Term:** **14 Years**

[21] **Appl. No.:** **45,890**

[22] **Filed:** **Nov. 1, 1995**

[30] **Foreign Application Priority Data**

May 3, 1995 [XH] Hague Agreement DMA/002927

[52] **U.S. Cl.** **D10/32**; D10/39

[58] **Field of Search** D10/30, 32, 38, D10/39, 128; 368/280-282, 285, 276, 277, 294; D11/3, 4, 12, 14, 19-25; 63/1.1, 3, 5.1, 11

[56] **References Cited**

U.S. PATENT DOCUMENTS

D. 341,102 11/1993 Wunderman D11/25 X

D. 354,918 1/1995 Wunderman D11/19 X
D. 356,961 4/1995 Giardiello D10/30 X
D. 362,192 9/1995 Hitter D10/32

OTHER PUBLICATIONS

Best, p. 114, #4 watch at top and third from right.

Primary Examiner—Janice E. Seeger
Attorney, Agent, or Firm—Sughrue, Mion, Zinn, Macpeak & Seas

[57] **CLAIM**

The ornamental design for a wristwatch, as shown.

DESCRIPTION

FIG. 1 is a perspective view of a wristwatch showing my new design;
FIG. 2 is a top plan view thereof;
FIG. 3 is a bottom plan view thereof;
FIG. 4 is a side elevational view of one side thereof;
FIG. 5 is a side elevational view of an opposite side thereof;
FIG. 6 is an end elevational view of one end thereof; and,
FIG. 7 is an end elevational view of an opposite end thereof.

1 Claim, 4 Drawing Sheets



FIG. 1



FIG. 2




FIG. 3




FIG. 4



FIG. 5



FIG. 6




FIG. 7

