

REPUBLIC OF SOUTH AFRICA
PATENTS ACT, 1978

(To be lodged in duplicate)

PUBLICATION PARTICULARS AND ABSTRACT

(Section 32(3)(a) - Regulations 22(1)(g) and 31)

REFERENCE : AP36967ZA00

OFFICIAL APPLICATION NO.	LODGING DATE	ACCEPTANCE DATE
21 2003/2112	22/23 17 March 2003	43 20-02-04

INTERNATIONAL CLASSIFICATION	NOT FOR PUBLICATION
51 A61K, A61P, C07D	CLASSIFIED BY :

FULL NAME(S) OF APPLICANT(S)
71 KUDOS PHARMACEUTICALS LIMITED MAYBRIDGE PLC

FULL NAME(S) OF INVENTOR(S)
72 MARTIN, Niall Morrison Barr; SMITH, Graeme Cameron Murray; WHITE, Charles Richard; NEWTON, Roger Frank; DOUGLAS, Diane Gillian; EVERSLEY, Penny Jane; VILE, Julia

EARLIEST PRIORITY CLAIMED	COUNTRY	NUMBER	DATE
NOTE : The country must be indicated by its International Abbreviation - see Schedule 4 of the Regulations.	33 GB	31 0026505.8	32 30 October 2000
	US		

TITLE OF INVENTION
54 PHTHALAZINONE DERIVATIVES

57 ABSTRACT (NOT MORE THAN 150 WORDS)	NUMBER OF PAGES 119
-----------------------------------------	-----------------------

FOR ABSTRACT SEE THE NEXT SHEET

2003/2112

(12) INTERNATIONAL APPLICATION PUBLISHED UNDER THE PATENT COOPERATION TREATY (PCT)

(19) World Intellectual Property Organization
International Bureau



(43) International Publication Date
10 May 2002 (10.05.2002)

PCT

(10) International Publication Number
WO 02/36576 A1

(51) International Patent Classification⁷: C07D 237/32,
A61K 31/502, 31/50, A61P 31/20

OHW (GB). EVERSLEY, Penny, Jane; c/o Maybridge plc, Trevillet, Tintagel, Cornwall PL34 0HW (GB). VILE, Julia; c/o Maybridge plc, Trevillet, Tintagel, Cornwall PL34 0HW (GB).

(21) International Application Number: PCT/GB01/04729

(22) International Filing Date: 25 October 2001 (25.10.2001)

(74) Agents: WATSON, Robert, J. et al.; Mewburn Ellis, York House, 23 Kingsway, London, Greater London WC2B 6HP (GB).

(25) Filing Language: English

(26) Publication Language: English

(81) Designated States (national): AE, AG, AL, AM, AT, AU, AZ, BA, BB, BG, BR, BY, BZ, CA, CH, CN, CO, CR, CU, CZ, DE, DK, DM, DZ, EC, EE, ES, FI, GB, GD, GE, GH, GM, HR, HU, ID, IL, IN, IS, JP, KE, KG, KP, KR, KZ, LC, LK, LR, LS, LT, LU, LV, MA, MD, MG, MK, MN, MW, MX, MZ, NO, NZ, PH, PL, PT, RO, RU, SD, SE, SG, SI, SK, SL, TJ, TM, TR, TT, TZ, UA, UG, UZ, VN, YU, ZA, ZW.

(30) Priority Data:
0026505.8 30 October 2000 (30.10.2000) GB
60/275,066 12 March 2001 (12.03.2001) US

(71) Applicants: KUDOS PHARMACEUTICALS LIMITED [GB/GB]; 327 Cambridge Science Park, Milton Road, Cambridge, Cambridgeshire CB4 4WG (GB). MAYBRIDGE PLC [GB/GB]; Trevillet, Tintagel, Cornwall PL34 0HW (GB).

(84) Designated States (regional): ARIPO patent (GH, GM, KE, LS, MW, MZ, SD, SL, SZ, TZ, UG, ZW), Eurasian patent (AM, AZ, BY, KG, KZ, MD, RU, TJ, TM), European patent (AT, BE, CH, CY, DE, DK, ES, FI, FR, GB, GR, IE, IT, LU, MC, NL, PT, SE, TR), OAPI patent (BF, BJ, CF, CG, CI, CM, GA, GN, GQ, GW, ML, MR, NE, SN, TD, TG).

(72) Inventors: MARTIN, Niall, Morrison, Barr; c/o KUDOS Pharmaceuticals Limited, 327 Cambridge Science Park, Milton Road, Cambridge, Cambridgeshire CB4 4WG (GB). SMITH, Graeme, Cameron, Murray; c/o KUDOS Pharmaceuticals Limited, 327 Cambridge Science Park, Milton Road, Cambridge, Cambridgeshire CB4 4WG (GB). WHITE, Charles, Richard; 48 Scotland Road, Carlisle, Cumbria CA3 9DF (GB). NEWTON, Roger, Frank; c/o Maybridge plc, Trevillet, Tintagel, Cornwall PL34 0HW (GB). DOUGLAS, Diane, Gillian; c/o Maybridge plc, Trevillet, Tintagel, Cornwall PL34

Published:
— with international search report

For two-letter codes and other abbreviations, refer to the "Guidance Notes on Codes and Abbreviations" appearing at the beginning of each regular issue of the PCT Gazette.



WO 02/36576 A1

(54) Title: PHTHALAZINONE DERIVATIVES

(57) Abstract: The use of a compound of the formula: and isomers, salts, solvates, chemically protected forms, and prodrugs thereof, in the preparation of a medicament for inhibiting the activity of PARP, wherein: A and B together represent an optionally substituted, fused aromatic ring; R_c is represented by -L-R_L, where L is of formula: -(CH₂)_{n1}-Q-N₂-(CH₂)_{n3}- wherein n₁, n₂ and n₃ are each selected from 0, 1, 2 and 3, the sum of n₁, n₂ and n₃ is 1, 2 or 3 and Q is selected from O, S, NH or C(=O); and RL is an optionally substituted C₅₋₂₀ aryl group; and R_N is selected from hydrogen, optionally substituted C₁₋₇ alkyl, C₃₋₂₀ heterocyclyl, and C₅₋₂₀ aryl, hydroxy, ether, nitro, amino, amido, thiol, thioether, sulfoxide and sulfone. Novel compounds, and their use as pharmaceuticals, are also disclosed.

PHTHALAZINONE DERIVATIVES

The present invention relates to phthalazinone derivatives, and their use as pharmaceuticals. In particular, the present invention relates to the use of these compounds to inhibit the activity of the enzyme poly (ADP-ribose)polymerase, also known as poly(ADP-ribose)synthase and poly ADP-ribosyltransferase, and commonly referred to as PARP.

10

The mammalian enzyme PARP (a 113-kDa multidomain protein) has been implicated in the signalling of DNA damage through its ability to recognize and rapidly bind to DNA single or double strand breaks (D'Amours et al, 1999, *Biochem. J.* 342: 249-268).

15

Several observations have led to the conclusion that PARP participates in a variety of DNA-related functions including gene amplification, cell division, differentiation, apoptosis, DNA base excision repair and also effects on telomere length and chromosome stability (d'Adda di Fagagna et al, 1999, *Nature Gen.*, 23(1): 76-80).

20

Studies on the mechanism by which PARP modulates DNA repair and other processes has identified its importance in the formation of poly (ADP-ribose) chains within the cellular nucleus (Althaus, F.R. and Richter, C., 1987, *ADP-Ribosylation of Proteins: Enzymology and Biological Significance*, Springer-Verlag, Berlin). The DNA-bound, activated PARP utilizes NAD to synthesize poly (ADP-ribose) on a variety of nuclear target proteins, including topoisomerase, histones and PARP itself (Rhun et al, 1998, *Biochem. Biophys. Res. Commun.*, 245: 1-10)

30

Poly (ADP-ribosyl)ation has also been associated with malignant transformation. For example, PARP activity is higher in the isolated nuclei of SV40-transformed fibroblasts, while both leukemic cells and colon cancer cells show higher enzyme activity than the equivalent normal leukocytes and colon mucosa (Miwa et al, 1977, Arch. Biochem. Biophys. 181: 313-321; Burzio et al, 1975, Proc. Soc. Exp. Biol. Med. 149: 933-938; and Hirai et al, 1983, Cancer Res. 43: 3441-3446).

10

A number of low-molecular-weight inhibitors of PARP have been used to elucidate the functional role of poly (ADP-ribosyl)ation in DNA repair. In cells treated with alkylating agents, the inhibition of PARP leads to a marked increase in DNA-strand breakage and cell killing (Durkacz et al, 1980, Nature 283: 593-596; Berger, N.A., 1985, Radiation Research, 101: 4-14).

15

Subsequently, such inhibitors have been shown to enhance the effects of radiation response by suppressing the repair of potentially lethal damage (Ben-Hur et al, 1984, British Journal of Cancer, 49 (Suppl. VI): 34-42; Schlicker et al, 1999, Int. J. Radiat. Biol., 75: 91-100). PARP inhibitors have been reported to be effective in radio sensitising hypoxic tumour cells (US 5,032,617; US 5,215,738 and US 5,041,653).

20

25

Furthermore, PARP knockout (PARP -/-) animals exhibit genomic instability in response to alkylating agents and γ -irradiation (Wang et al, 1995, Genes Dev., 9: 509-520; Menissier de Murcia et al, 1997, Proc. Natl. Acad. Sci. USA, 94: 7303-7307).

30

A role for PARP has also been demonstrated in certain vascular diseases, septic shock, ischaemic injury and neurotoxicity (Cantoni et al, 1989, *Biochim. Biophys. Acta*, 1014: 1-7; Szabo, et al, 1997, *J. Clin. Invest.*, 100: 723-735). Oxygen radical DNA damage that leads to strand breaks in DNA, which are subsequently recognised by PARP, is a major contributing factor to such disease states as shown by PARP inhibitor studies (Cosi et al, 1994, *J. Neurosci. Res.*, 39: 38-46; Said et al, 1996, *Proc. Natl. Acad. Sci. U.S.A.*, 93: 4688-4692). More recently, PARP has been demonstrated to play a role in the pathogenesis of haemorrhagic shock (Liaudet et al, 2000, *Proc. Natl. Acad. Sci. U.S.A.*, 97(3): 10203-10208).

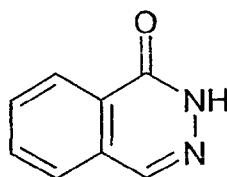
It has also been demonstrated that efficient retroviral infection of mammalian cells is blocked by the inhibition of PARP activity. Such inhibition of recombinant retroviral vector infections was shown to occur in various different cell types (Gaken et al, 1996, *J. Virology*, 70(6): 3992-4000). Inhibitors of PARP have thus been developed for the use in anti-viral therapies and in cancer treatment (WO91/18591).

Moreover, PARP inhibition has been speculated to delay the onset of aging characteristics in human fibroblasts (Rattan and Clark, 1994, *Biochem. Biophys. Res. Comm.*, 201 (2): 665-672). This may be related to the role that PARP plays in controlling telomere function (d'Adda di Fagagna et al, 1999, *Nature Gen.*, 23(1): 76-80).

30

US 5,874,444 discloses a number of PARP inhibitors, amongst which is 1(2H)-phthalazinone (100):

4

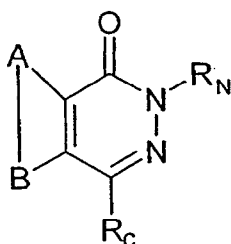


(100)

5

The present inventors have now discovered that certain derivatives of 1(2H)-phthalazinone and related compounds exhibit inhibition of the activity of PARP.

10 Accordingly, the first aspect of the present invention provides for the use of compounds of the formula:

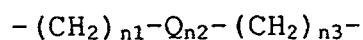


15

and isomers, salts, solvates, chemically protected forms, and prodrugs thereof, in the preparation of a medicament for
20 inhibiting the activity of PARP, wherein:

A and B together represent an optionally substituted, fused aromatic ring;

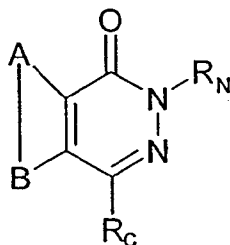
R_C is represented by -L-R_L, where L is of formula:



25 wherein n₁, n₂ and n₃ are each selected from 0, 1, 2 and 3, the sum of n₁, n₂ and n₃ is 1, 2 or 3 and Q is selected from O, S, NH, C(=O) or -CR₁R₂-, where R₁ and R₂ are independently selected from hydrogen, halogen or optionally substituted
30 C₁₋₇ alkyl, or may together with the carbon atom to which they are attached form a C₃₋₇ cyclic alkyl group, which may be saturated (a C₃₋₇ cycloalkyl group) or unsaturated (a C₃₋₇ cycloalkenyl group), or one of R₁ and R₂ may be attached to an atom in R_L to form an unsaturated C₃₋₇ cycloalkenyl group

which comprises the carbon atoms to which R_1 and R_2 are attached in Q, $-(CH_2)_{n3}-$ (if present) and part of R_L ; and R_L is optionally substituted C_{5-20} aryl; and R_N is selected from hydrogen, optionally substituted C_{1-7} alkyl, C_{3-20} heterocyclyl, and C_{5-20} aryl, hydroxy, ether, nitro, amino, amido, thiol, thioether, sulfoxide and sulfone.

A second aspect of the present invention relates to compounds of the formula:



and isomers, salts, solvates, chemically protected forms, and prodrugs thereof wherein:

A and B together represent an optionally substituted, fused aromatic ring;

R_C is $-CH_2-R_L$;

R_L is optionally substituted phenyl; and

R_N is hydrogen.

A third aspect of the present invention relates to a pharmaceutical composition comprising a compound of the second aspect and a pharmaceutically acceptable carrier or diluent.

A fourth aspect of the present invention relates to the use of a compound of the second aspect in a method of treatment of the human or animal body.

Further aspects of the invention provide for the use of compounds as defined in the first aspect of the invention in the preparation of a medicament for the treatment of: vascular disease; septic shock; ischaemic injury; neurotoxicity; haemorrhagic shock; viral infection; or diseases ameliorated by the inhibition of the activity of PARP.

Another further aspect of the invention provides for the use of compounds as defined in the first aspect of the invention in the preparation of a medicament for use as an adjunct in cancer therapy or for potentiating tumour cells for treatment with ionizing radiation or chemotherapeutic agents.

Brief Description of the Drawings

Figures 1 to 19 show compounds according to the present invention.

Definitions

The term "aromatic ring" is used herein in the conventional sense to refer to a cyclic aromatic structure, that is, a cyclic structure having delocalised π -electron orbitals.

The aromatic ring fused to the main core, i.e. that formed by -A-B-, may bear further fused aromatic rings (resulting in, e.g. naphthyl or anthracenyl groups). The aromatic ring(s) may comprise solely carbon atoms, or may comprise carbon atoms and one or more heteroatoms, including but not limited to, nitrogen, oxygen, and sulfur atoms. The aromatic ring(s) preferably have five or six ring atoms.

The aromatic ring(s) may optionally be substituted. If a substituent itself comprises an aryl group, this aryl group

is not considered to be a part of the aryl group to which it is attached. For example, the group biphenyl is considered herein to be a phenyl group (an aryl group comprising a single aromatic ring) substituted with a phenyl group.

5 Similarly, the group benzylphenyl is considered to be a phenyl group (an aryl group comprising a single aromatic ring) substituted with a benzyl group.

In one group of preferred embodiments, the aromatic group
10 comprises a single aromatic ring, which has five or six ring atoms, which ring atoms are selected from carbon, nitrogen, oxygen, and sulfur, and which ring is optionally substituted. Examples of these groups include benzene, pyrazine, pyrrole, thiazole, isoxazole, and oxazole. 2-
15 Pyrone can also be considered to be an aromatic ring, but is less preferred.

If the aromatic ring has six atoms, then preferably at least four, or even five or all, of the ring atoms are carbon.
20 The other ring atoms are selected from nitrogen, oxygen and sulphur, with nitrogen and oxygen being preferred. Suitable groups include a ring with: no hetero atoms (benzene); one nitrogen ring atom (pyridine); two nitrogen ring atoms (pyrazine, pyrimidine and pyridazine); one oxygen ring atom
25 (pyrone); and one oxygen and one nitrogen ring atom (oxazine).

If the aromatic ring has five ring atoms, then preferably at least three of the ring atoms are carbon. The remaining
30 ring atoms are selected from nitrogen, oxygen and sulphur. Suitable rings include a ring with: one nitrogen ring atom (pyrrole); two nitrogen ring atoms (imidazole, pyrazole); one oxygen ring atom (furan); one sulphur ring atom (thiophene); one nitrogen and one sulphur ring atom

(thiazole); and one nitrogen and one oxygen ring atom (isoxazole or oxazole).

The aromatic ring may bear one or more substituent groups at
5 any available ring position. These substituents are selected from halo, nitro, hydroxy, ether, thiol, thioether, amino, C₁₋₇ alkyl, C₃₋₂₀ heterocyclyl and C₅₋₂₀ aryl. The aromatic ring may also bear one or more substituent groups which together form a ring. In particular these may be of
10 formula $-(CH_2)_m-$ or $-O-(CH_2)_p-O-$, where m is 2, 3, 4 or 5 and p is 1, 2 or 3.

C₁₋₇ alkyl: The term "C₁₋₇ alkyl" as used herein, pertains to a monovalent moiety obtained by removing a hydrogen atom
15 from a C₁₋₇ hydrocarbon compound having from 1 to 7 carbon atoms, which may be aliphatic or alicyclic, or a combination thereof, and which may be saturated, partially unsaturated, or fully unsaturated.

20 Examples of (unsubstituted) saturated linear C₁₋₇ alkyl groups include, but are not limited to, methyl, ethyl, n-propyl, n-butyl, and n-pentyl (amyl).

25 Examples of (unsubstituted) saturated branched C₁₋₇ alkyl groups include, but are not limited to, iso-propyl, iso-butyl, sec-butyl, tert-butyl, and neo-pentyl.

30 Examples of saturated alicyclic (carbocyclic) C₁₋₇ alkyl groups (also referred to as "C₃₋₇ cycloalkyl" groups) include, but are not limited to, unsubstituted groups such as cyclopropyl, cyclobutyl, cyclopentyl, and cyclohexyl, as well as substituted groups (e.g., groups which comprise such groups), such as methylcyclopropyl, dimethylcyclopropyl, methylcyclobutyl, dimethylcyclobutyl, methylcyclopentyl,

dimethylcyclopentyl, methylcyclohexyl, dimethylcyclohexyl, cyclopropylmethyl and cyclohexylmethyl.

5 Examples of (unsubstituted) unsaturated C₁₋₇ alkyl groups which have one or more carbon-carbon double bonds (also referred to as "C₂₋₇ alkenyl" groups) include, but are not limited to, ethenyl (vinyl, -CH=CH₂), 2-propenyl (allyl, -CH₂-CH=CH₂), isopropenyl (-C(CH₃)=CH₂), butenyl, pentenyl, and hexenyl.

10

Examples of (unsubstituted) unsaturated C₁₋₇ alkyl groups which have one or more carbon-carbon triple bonds (also referred to as "C₂₋₇ alkynyl" groups) include, but are not limited to, ethynyl (ethinyl) and 2-propynyl (propargyl).

15

Examples of unsaturated alicyclic (carbocyclic) C₁₋₇ alkyl groups which have one or more carbon-carbon double bonds (also referred to as "C₃₋₇ cycloalkenyl" groups) include, but are not limited to, unsubstituted groups such as cyclopropenyl, cyclobutenyl, cyclopentenyl, and cyclohexenyl, as well as substituted groups (e.g., groups which comprise such groups) such as cyclopropenylmethyl and cyclohexenylmethyl.

20

25 C₃₋₂₀ heterocyclyl: The term "C₃₋₂₀ heterocyclyl" as used herein, pertains to a monovalent moiety obtained by removing a hydrogen atom from a ring atom of a non-aromatic C₃₋₂₀ heterocyclic compound, said compound having one ring, or two or more rings (e.g., spiro, fused, bridged), and having from 30 3 to 20 ring atoms, atoms, of which from 1 to 10 are ring heteroatoms, and wherein at least one of said ring(s) is a heterocyclic ring. Preferably, each ring has from 3 to 7 ring atoms, of which from 1 to 4 are ring heteroatoms.

"C₃₋₂₀" denotes ring atoms, whether carbon atoms or heteroatoms.

5 Examples of C₃₋₂₀ heterocyclyl groups having one nitrogen ring atom include, but are not limited to, those derived from aziridine, azetidione, azetine, pyrrolidine, pyrroline, piperidine, dihydropyridine, tetrahydropyridine, and dihydropyrrole (azoline).

10 Examples of C₃₋₂₀ heterocyclyl groups having one oxygen ring atom include, but are not limited to, those derived from oxirane, oxetane, oxolane (tetrahydrofuran), oxole (dihydrofuran), oxane (tetrahydropyran), dihydropyran, and pyran. Examples of substituted C₃₋₂₀ heterocyclyl groups
15 include sugars, in cyclic form, for example, furanoses and pyranoses, including, for example, ribose, lyxose, xylose, galactose, sucrose, fructose, and arabinose.

20 Examples of C₃₋₂₀ heterocyclyl groups having one sulfur ring atom include, but are not limited to, those derived from thiolane (tetrahydrothiophene, thiane) and tetrahydrothiopyran.

25 Examples of C₃₋₂₀ heterocyclyl groups having two oxygen ring atoms include, but are not limited to, those derived from dioxane, for example 1,3-dioxane and 1,4-dioxane.

30 Examples of C₃₋₂₀ heterocyclyl groups having two nitrogen ring atoms include, but are not limited to, those derived from diazolidine (pyrazolidine), pyrazoline, imidazolidine, imidazoline, and piperazine.

Examples of C₃₋₂₀ heterocyclyl groups having one nitrogen ring atom and one oxygen ring atom include, but are not

limited to, those derived from tetrahydrooxazole, dihydrooxazole, tetrahydroisoxazole, dihydroisoxazole, morpholine, tetrahydrooxazine, dihydrooxazine, and oxazine.

- 5 Examples of C₃₋₂₀ heterocyclyl groups having one oxygen ring atom and one sulfur ring atom include, but are not limited to, those derived from oxathiolane and oxathiane.

10 Examples of C₃₋₂₀ heterocyclyl groups having one nitrogen ring atom and one sulfur ring atom include, but are not limited to, those derived from thiazoline, thiazolidine, and thiomorpholine.

15 Other examples of C₃₋₂₀ heterocyclyl groups include, but are not limited to, oxadiazine.

If the C₃₋₂₀ heterocyclyl is substituted, the substituents are on carbon, or nitrogen (if present), atoms.

20 C₅₋₂₀ aryl: The term "C₅₋₂₀ aryl" as used herein, pertains to a monovalent moiety obtained by removing a hydrogen atom from an aromatic ring atom of a C₅₋₂₀ aromatic compound, said compound having one ring, or two or more rings (e.g., fused), and having from 5 to 20 ring atoms, and wherein at
25 least one of said ring(s) is an aromatic ring. Preferably, each ring has from 5 to 7 ring atoms.

The ring atoms may be all carbon atoms, as in "carboaryl groups" in which case the group may conveniently be referred
30 to as a "C₅₋₂₀ carboaryl" group.

Examples of C₅₋₂₀ aryl groups which do not have ring heteroatoms (i.e., C₅₋₂₀ carboaryl groups) include, but are not limited to, those derived from benzene (i.e., phenyl)

(C₆), naphthalene (C₁₀), anthracene (C₁₄), phenanthrene (C₁₄), and pyrene (C₁₆).

Alternatively, the ring atoms may include one or more
5 heteroatoms, including but not limited to oxygen, nitrogen,
and sulfur, as in "heteroaryl groups". In this case, the
group may conveniently be referred to as a "C₅₋₂₀ heteroaryl"
group, wherein "C₅₋₂₀" denotes ring atoms, whether carbon
atoms or heteroatoms. Preferably, each ring has from 5 to 7
10 ring atoms, of which from 0 to 4 are ring heteroatoms.

Examples of C₅₋₂₀ heteroaryl groups include, but are not
limited to, C₅ heteroaryl groups derived from furan (oxole),
thiophene (thiole), pyrrole (azole), imidazole (1,3-
15 diazole), pyrazole (1,2-diazole), triazole, oxazole,
isoxazole, thiazole, isothiazole, oxadiazole, and
oxatriazole; and C₆ heteroaryl groups derived from
isoxazine, pyridine (azine), pyridazine (1,2-diazine),
pyrimidine (1,3-diazine; e.g., cytosine, thymine, uracil),
20 pyrazine (1,4-diazine), triazine, tetrazole, and oxadiazole
(furazan).

The heteroaryl group may be bonded via a carbon or hetero
ring atom.

25

Examples of C₅₋₂₀ heteroaryl groups which comprise fused
rings, include, but are not limited to, C₉ heteroaryl groups
derived from benzofuran, isobenzofuran, benzothiophene,
indole, isoindole; C₁₀ heteroaryl groups derived from
30 quinoline, isoquinoline, benzodiazine, pyridopyridine; C₁₄
heteroaryl groups derived from acridine and xanthene.

The above C₁₋₇ alkyl, C₃₋₂₀ heterocyclyl, and C₅₋₂₀ aryl groups,
whether alone or part of another substituent, may themselves

optionally be substituted with one or more groups selected from themselves and the additional substituents listed below

Halo: -F, -Cl, -Br, and -I.

5

Hydroxy: -OH.

Ether: -OR, wherein R is an ether substituent, for example, a C₁₋₇ alkyl group (also referred to as a C₁₋₇ alkoxy group),
10 a C₃₋₂₀ heterocyclyl group (also referred to as a C₃₋₂₀ heterocyclyloxy group), or a C₅₋₂₀ aryl group (also referred to as a C₅₋₂₀ aryloxy group), preferably a C₁₋₇ alkyl group.

Nitro: -NO₂.

15

Cyano (nitrile, carbonitrile): -CN.

Acyl (keto): -C(=O)R, wherein R is an acyl substituent, for example, a C₁₋₇ alkyl group (also referred to as C₁₋₇ alkylacyl or C₁₋₇ alkanoyl), a C₃₋₂₀ heterocyclyl group (also referred to as C₃₋₂₀ heterocyclylacyl), or a C₅₋₂₀ aryl group (also referred to as C₅₋₂₀ arylacyl), preferably a C₁₋₇ alkyl group. Examples of acyl groups include, but are not limited to, -C(=O)CH₃ (acetyl), -C(=O)CH₂CH₃ (propionyl),
20 -C(=O)C(CH₃)₃ (butyryl), and -C(=O)Ph (benzoyl, phenone).
25

Carboxy (carboxylic acid): -COOH.

Ester (carboxylate, carboxylic acid ester, oxycarbonyl):
30 -C(=O)OR, wherein R is an ester substituent, for example, a C₁₋₇ alkyl group, a C₃₋₂₀ heterocyclyl group, or a C₅₋₂₀ aryl group, preferably a C₁₋₇ alkyl group. Examples of ester groups include, but are not limited to, -C(=O)OCH₃, -C(=O)OCH₂CH₃, -C(=O)OC(CH₃)₃, and -C(=O)OPh.

Amido (carbamoyl, carbamyl, aminocarbonyl, carboxamide):
-C(=O)NR¹R², wherein R¹ and R² are independently amino
substituents, as defined for amino groups. Examples of
5 amido groups include, but are not limited to, -C(=O)NH₂,
-C(=O)NHCH₃, -C(=O)N(CH₃)₂, -C(=O)NHCH₂CH₃, and
-C(=O)N(CH₂CH₃)₂, as well as amido groups in which R¹ and R²,
together with the nitrogen atom to which they are attached,
form a heterocyclic structure as in, for example,
10 piperidinocarbonyl, morpholinocarbonyl,
thiomorpholinocarbonyl, and piperazinocarbonyl.

Amino: -NR¹R², wherein R¹ and R² are independently amino
substituents, for example, hydrogen, a C₁₋₇ alkyl group (also
15 referred to as C₁₋₇ alkylamino or di-C₁₋₇ alkylamino), a C₃₋₂₀
heterocyclyl group, or a C₅₋₂₀ aryl group, preferably H or a
C₁₋₇ alkyl group, or, in the case of a "cyclic" amino group,
R¹ and R², taken together with the nitrogen atom to which
they are attached, form a heterocyclic ring having from 4 to
20 8 ring atoms. Examples of amino groups include, but are not
limited to, -NH₂, -NHCH₃, -NHCH(CH₃)₂, -N(CH₃)₂, -N(CH₂CH₃)₂,
and -NHPh. Examples of cyclic amino groups include, but are
not limited to, aziridino, azetidino, pyrrolidino,
piperidino, piperazino, perhydrodiazepino, morpholino, and
25 thiomorpholino. The cyclic amino groups may be substituted
on their ring by any of the substituents defined here, for
example carboxy, carboxylate and amido. A particular form
of amino group is where one of R¹ and R² is a sulfone (-
S(=O)₂R), where R is a sulfone substituent, and this group
30 can be termed a sulfonamido group. Examples of sulfonamido
groups include, but are not limited to, -NHS(=O)₂CH₃,
-NHS(=O)₂Ph and -NHS(=O)₂C₆H₄F.

Acylamido (acylamino): $-NR^1C(=O)R^2$, wherein R^1 is an amide substituent, for example, hydrogen, a C_{1-7} alkyl group, a C_{3-20} heterocyclyl group, or a C_{5-20} aryl group, preferably H or a C_{1-7} alkyl group, most preferably H, and R^2 is an acyl substituent, for example, a C_{1-7} alkyl group, a C_{3-20} heterocyclyl group, or a C_{5-20} aryl group, preferably a C_{1-7} alkyl group. Examples of acylamide groups include, but are not limited to, $-NHC(=O)CH_3$, $-NHC(=O)CH_2CH_3$, and $-NHC(=O)Ph$.

One particular form of acylamido group is where R^2 is an amino group ($-NR^3R^4$), where R^3 and R^4 are independently amino substituents, as this group can be termed an ureido group. Example of ureido groups include, but are not limited to $-NHC(=O)NHCH_3$, $-NHC(=O)NHCH_2CH_3$, and $-NHC(=O)NHPh$.

Acyloxy (reverse ester): $-OC(=O)R$, wherein R is an acyloxy substituent, for example, a C_{1-7} alkyl group, a C_{3-20} heterocyclyl group, or a C_{5-20} aryl group, preferably a C_{1-7} alkyl group. Examples of acyloxy groups include, but are not limited to, $-OC(=O)CH_3$ (acetoxy), $-OC(=O)CH_2CH_3$, $-OC(=O)C(CH_3)_3$, $-OC(=O)Ph$, $-OC(=O)C_6H_4F$, and $-OC(=O)CH_2Ph$.

Thiol : $-SH$.

Thioether (sulfide): $-SR$, wherein R is a thioether substituent, for example, a C_{1-7} alkyl group (also referred to as a C_{1-7} alkylthio group), a C_{3-20} heterocyclyl group, or a C_{5-20} aryl group, preferably a C_{1-7} alkyl group. Examples of C_{1-7} alkylthio groups include, but are not limited to, $-SCH_3$ and $-SCH_2CH_3$.

30

Sulfoxide (sulfinyl): $-S(=O)R$, wherein R is a sulfoxide substituent, for example, a C_{1-7} alkyl group, a C_{3-20} heterocyclyl group, or a C_{5-20} aryl group, preferably a C_{1-7}

alkyl group. Examples of sulfoxide groups include, but are not limited to, $-S(=O)CH_3$ and $-S(=O)CH_2CH_3$.

Sulfone (sulfonyl): $-S(=O)_2R$, wherein R is a sulfone
5 substituent, for example, a C_{1-7} alkyl group, a C_{3-20}
heterocyclyl group, or a C_{5-20} aryl group, preferably a C_{1-7}
alkyl group. Examples of sulfone groups include, but are
not limited to, $-S(=O)_2CH_3$ (methanesulfonyl, mesyl),
 $-S(=O)_2CF_3$, $-S(=O)_2CH_2CH_3$, and 4-methylphenylsulfonyl
10 (tosyl).

As mentioned above, the groups that form the above listed
substituent groups, e.g. C_{1-7} alkyl, C_{3-20} heterocyclyl and
 C_{5-20} aryl, may themselves be substituted. Thus, the above
15 definitions cover substituent groups which are substituted.

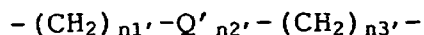
Substituents Form a Ring

It is possible that a substituent on a ring which forms part
of R_c and a substituent on the fused aromatic ring
20 (represented by $-A-B-$), may together form an intra ring
link, thus forming a further cyclic structure in the
compound.

The substituent on the aromatic ring that forms the intra
25 ring link is preferably on the atom adjacent the central
moiety (i.e. at the α -position).

The substituent on R_c that forms the intra ring link is
preferably on the atom which is one atom away from the atom
30 which is bound to the central moiety.

The link between the two rings may be a single bond, or may
be of the formula:



wherein $n1'$, $n2'$ and $n3'$ are each selected from 0, 1, 2 and 3 and the sum of $n1'$, $n2'$ and $n3'$ is less than or equal to 3. Q' can be O, S, NH or C(=O).

5 Further Preferences

The following preferences can apply to each aspect of the present invention, where applicable.

10 In the present invention, the fused aromatic ring(s) represented by -A-B- preferably consist of solely carbon ring atoms, and thus may be benzene, naphthalene, and is more preferably benzene. As described above, these rings may be substituted, but in some embodiments are preferably unsubstituted.

15

R_N is preferably selected from hydrogen, and amido. In one embodiment, R_N is preferably amido, where one amido substituent is phenyl, optionally substituted by fluorine, preferably in the para position. In another embodiment, R_N 20 is preferably H.

In L, it is preferred that each Q (if $n2$ is greater than 1) is selected from O, S, NH or C(=O).

25 L is preferably of formula:

$-(CH_2)_{n1}-Q_{n2}-$, where $n1$ is selected from 0, 1, 2 and 3 and $n2$ is selected from 0 and 1 (where the sum of $n1$ and $n2$ is 1, 2 or 3), and more preferably $n2$ is 0. $n1$ is preferably 1 or 2, more preferably 1. The most preferred option for L is - 30 CH_2- .

If Q in L is $-CR_1R_2-$, then $n2$ is preferably 1. In one embodiment, R_1 is optionally substituted C_{1-7} alkyl and R_2 is hydrogen. R_1 is more preferably optionally substituted C_{1-4}

alkyl, and most preferably unsubstituted C₁₋₄ alkyl. In another embodiment, R₁ and R₂, together with the carbon atom to which they are attached, form a saturated C₃₋₇ cyclic alkyl group, more preferably a C₅₋₇ cyclic alkyl group. In a further embodiment, R₁ is attached to an atom in R_L to form an unsaturated C₃₋₇ cycloalkenyl group, more preferably a C₅₋₇ cycloalkenyl group, which comprises the carbon atoms to which R₁ and R₂ are attached in Q, -(CH₂)_{n3}- (if present) and part of R_L, and R₂ is hydrogen.

10

R_L is preferably a benzene ring, naphthalene, pyridine or 1,3-benzodioxole, and more preferably a benzene ring.

When R_L is a benzene ring, it is preferably substituted.

15

The one or more substituents may be selected from: C₁₋₇ alkyl, more preferably methyl, CF₃; C₅₋₂₀ aryl; C₃₋₂₀ heterocyclyl; halo, more preferably fluoro; hydroxy; ether, more preferably methoxy, phenoxy, benzyloxy, and cyclopentoxy; nitro; cyano; carbonyl groups, such as carboxy, ester and amido; amino (including sulfonamido), more preferably -NH₂, -NHPh, and cycloamino groups, such as morpholino; acylamido, including ureido groups, where the acyl or amino substituent is preferably phenyl, which itself is optionally fluorinated; acyloxy; thiol; thioether; sulfoxide; sulfone.

20

25

In one group of embodiments, fluoro is particularly preferred as a substituent, along with substituents containing a phenyl, or fluorinated phenyl, component.

30

Preferred substituents of the benzene ring, when R_L is phenyl, include:

(i) acylamido, wherein the amide substituent is selected from C₁₋₇ alkyl, C₃₋₂₀ heterocyclyl, and C₅₋₂₀ aryl, more

- preferably C₁₋₇ alkyl and C₅₋₂₀ aryl, which groups are optionally further substituted. The optional substituents may be selected from any of those listed above, but those of particular interest include C₁₋₇ alkyl and C₅₋₂₀ aryl groups, halo, ether, thioether and sulfone groups;
- 5 (ii) ureido, where one amine substituent is preferably hydrogen, and the other is selected from C₁₋₇ alkyl, C₃₋₂₀ heterocyclyl, and C₅₋₂₀ aryl, more preferably C₁₋₇ alkyl and C₅₋₂₀ aryl, which groups are optionally further substituted.
- 10 The optional substituents may be selected from any of those listed above, but those of particular interest include C₁₋₇ alkyl, C₃₋₂₀ heterocyclyl and C₅₋₂₀ aryl groups, halo and ether groups;
- (iii) sulfonamino, wherein the amine substituent is preferably hydrogen and the sulfone substituent is selected from C₁₋₇ alkyl, C₃₋₂₀ heterocyclyl, and C₅₋₂₀ aryl, more preferably C₁₋₇ alkyl and C₅₋₂₀ aryl, which groups are optionally further substituted. The optional substituents may be selected from any of those listed above, but those of particular interest include C₅₋₂₀ aryl groups and acylamido groups;
- 15 (iv) acyloxy, wherein the acyloxy substituent is selected from C₁₋₇ alkyl, C₃₋₂₀ heterocyclyl, and C₅₋₂₀ aryl, more preferably C₁₋₇ alkyl and C₅₋₂₀ aryl, which groups are optionally further substituted. The optional substituents may be selected from any of those listed above, but those of particular interest include C₁₋₇ alkyl and C₅₋₂₀ aryl groups, halo, ether, thioether, sulfone and nitro groups.
- 20
- 25
- 30 If A and B together represent a substituted fused aromatic ring, it is preferred that the substituent does not form an intra ring link with a substituent on a ring which forms part of R_c. Substituents in the five position are particularly preferred.

Where appropriate, the above preferences may be taken in combination with each other.

5 Includes Other Forms

Included in the above are the well known ionic, salt, solvate, and protected forms of these substituents. For example, a reference to carboxylic acid (-COOH) also includes the anionic (carboxylate) form (-COO⁻), a salt or
10 solvate thereof, as well as conventional protected forms. Similarly, a reference to an amino group includes the protonated form (-N⁺HR¹R²), a salt or solvate of the amino group, for example, a hydrochloride salt, as well as conventional protected forms of an amino group. Similarly,
15 a reference to a hydroxyl group also includes the anionic form (-O⁻), a salt or solvate thereof, as well as conventional protected forms of a hydroxyl group.

Isomers, Salts, Solvates, Protected Forms, and Prodrugs

20 Certain compounds may exist in one or more particular geometric, optical, enantiomeric, diastereomeric, epimeric, stereoisomeric, tautomeric, conformational, or anomeric forms, including but not limited to, *cis*- and *trans*-forms; *E*- and *Z*-forms; *c*-, *t*-, and *r*-forms; *endo*- and *exo*-forms; *R*-
25 , *S*-, and *meso*-forms; *D*- and *L*-forms; *d*- and *l*-forms; (+) and (-) forms; keto-, enol-, and enolate-forms; *syn*- and *anti*-forms; *synclinal*- and *anticlinal*-forms; α - and β -forms; axial and equatorial forms; *boat*-, *chair*-, *twist*-, *envelope*-, and *halfchair*-forms; and combinations thereof, hereinafter
30 collectively referred to as "isomers" (or "isomeric forms").

If the compound is in crystalline form, it may exist in a number of different polymorphic forms.

Note that, except as discussed below for tautomeric forms, specifically excluded from the term "isomers", as used herein, are structural (or constitutional) isomers (i.e. isomers which differ in the connections between atoms rather than merely by the position of atoms in space). For example, a reference to a methoxy group, $-OCH_3$, is not to be construed as a reference to its structural isomer, a hydroxymethyl group, $-CH_2OH$. Similarly, a reference to ortho-chlorophenyl is not to be construed as a reference to its structural isomer, meta-chlorophenyl. However, a reference to a class of structures may well include structurally isomeric forms falling within that class (e.g., C_{1-7} alkyl includes *n*-propyl and *iso*-propyl; butyl includes *n*-, *iso*-, *sec*-, and *tert*-butyl; methoxyphenyl includes *ortho*-, *meta*-, and *para*-methoxyphenyl).

The above exclusion does not pertain to tautomeric forms, for example, keto-, enol-, and enolate-forms, as in, for example, the following tautomeric pairs: keto/enol, imine/enamine, amide/imino alcohol, amidine/amidine, nitroso/oxime, thioketone/enethiol, *N*-nitroso/hydroxyazo, and nitro/aci-nitro.

Particularly relevant to the present invention is the tautomeric pair that exists when R_N is H, illustrated below:



Note that specifically included in the term "isomer" are compounds with one or more isotopic substitutions. For example, H may be in any isotopic form, including 1H , 2H (D), and 3H (T); C may be in any isotopic form, including

^{12}C , ^{13}C , and ^{14}C ; O may be in any isotopic form, including ^{16}O and ^{18}O ; and the like.

Unless otherwise specified, a reference to a particular
5 compound includes all such isomeric forms, including (wholly
or partially) racemic and other mixtures thereof. Methods
for the preparation (e.g. asymmetric synthesis) and
separation (e.g. fractional crystallisation and
10 chromatographic means) of such isomeric forms are either
known in the art or are readily obtained by adapting the
methods taught herein, or known methods, in a known manner.

Unless otherwise specified, a reference to a particular
compound also includes ionic, salt, solvate, and protected
15 forms of thereof, for example, as discussed below, as well
as its different polymorphic forms.

It may be convenient or desirable to prepare, purify, and/or
handle a corresponding salt of the active compound, for
20 example, a pharmaceutically-acceptable salt. Examples of
pharmaceutically acceptable salts are discussed in Berge et
al., 1977, "Pharmaceutically Acceptable Salts," J. Pharm.
Sci., Vol. 66, pp. 1-19.

25 For example, if the compound is anionic, or has a functional
group which may be anionic (e.g., $-\text{COOH}$ may be $-\text{COO}^-$), then
a salt may be formed with a suitable cation. Examples of
suitable inorganic cations include, but are not limited to,
alkali metal ions such as Na^+ and K^+ , alkaline earth cations
30 such as Ca^{2+} and Mg^{2+} , and other cations such as Al^{3+} .
Examples of suitable organic cations include, but are not
limited to, ammonium ion (i.e., NH_4^+) and substituted
ammonium ions (e.g., NH_3R^+ , NH_2R_2^+ , NHR_3^+ , NR_4^+). Examples of
some suitable substituted ammonium ions are those derived

from: ethylamine, diethylamine, dicyclohexylamine, triethylamine, butylamine, ethylenediamine, ethanolamine, diethanolamine, piperazine, benzylamine, phenylbenzylamine, choline, meglumine, and tromethamine, as well as amino
5 acids, such as lysine and arginine. An example of a common quaternary ammonium ion is $N(CH_3)_4^+$.

If the compound is cationic, or has a functional group which may be cationic (e.g., $-NH_2$ may be $-NH_3^+$), then a salt may be
10 formed with a suitable anion. Examples of suitable inorganic anions include, but are not limited to, those derived from the following inorganic acids: hydrochloric, hydrobromic, hydroiodic, sulfuric, sulfurous, nitric, nitrous, phosphoric, and phosphorous. Examples of suitable
15 organic anions include, but are not limited to, those derived from the following organic acids: acetic, propionic, succinic, glycolic, stearic, palmitic, lactic, malic, pantoic, tartaric, citric, gluconic, ascorbic, maleic, hydroxymaleic, phenylacetic, glutamic, aspartic, benzoic, cinnamic,
20 pyruvic, salicylic, sulfanilic, 2-acetoxybenzoic, fumaric, toluenesulfonic, methanesulfonic, ethanesulfonic, ethane disulfonic, oxalic, isethionic, valeric, and gluconic. Examples of suitable polymeric anions include, but are not limited to, those derived from the following polymeric
25 acids: tannic acid, carboxymethyl cellulose.

It may be convenient or desirable to prepare, purify, and/or handle a corresponding solvate of the active compound. The term "solvate" is used herein in the conventional sense to
30 refer to a complex of solute (e.g., active compound, salt of active compound) and solvent. If the solvent is water, the solvate may be conveniently referred to as a hydrate, for example, a mono-hydrate, a di-hydrate, a tri-hydrate, etc.

It may be convenient or desirable to prepare, purify, and/or handle the active compound in a chemically protected form. The term "chemically protected form," as used herein, pertains to a compound in which one or more reactive functional groups are protected from undesirable chemical reactions, that is, are in the form of a protected or protecting group (also known as a masked or masking group or a blocked or blocking group). By protecting a reactive functional group, reactions involving other unprotected reactive functional groups can be performed, without affecting the protected group; the protecting group may be removed, usually in a subsequent step, without substantially affecting the remainder of the molecule. See, for example, Protective Groups in Organic Synthesis (T. Green and P. Wuts, Wiley, 1991).

For example, a hydroxy group may be protected as an ether (-OR) or an ester (-OC(=O)R), for example, as: a *t*-butyl ether; a benzyl, benzhydryl (diphenylmethyl), or trityl (triphenylmethyl) ether; a trimethylsilyl or *t*-butyldimethylsilyl ether; or an acetyl ester (-OC(=O)CH₃, -OAc).

For example, an aldehyde or ketone group may be protected as an acetal or ketal, respectively, in which the carbonyl group (>C=O) is converted to a diether (>C(OR)₂), by reaction with, for example, a primary alcohol. The aldehyde or ketone group is readily regenerated by hydrolysis using a large excess of water in the presence of acid.

For example, an amine group may be protected, for example, as an amide or a urethane, for example, as: a methyl amide (-NHCO-CH₃); a benzyloxy amide (-NHCO-OCH₂C₆H₅, -NH-Cbz); as a *t*-butoxy amide (-NHCO-OC(CH₃)₃, -NH-Boc); a 2-biphenyl-2-

propoxy amide (-NHCO-OC(CH₃)₂C₆H₄C₆H₅, -NH-Bpoc), as a 9-fluorenylmethoxy amide (-NH-Fmoc), as a 6-nitroveratryloxy amide (-NH-Nvoc), as a 2-trimethylsilylethyloxy amide (-NH-Teoc), as a 2,2,2-trichloroethyloxy amide (-NH-Troc), as an allyloxy amide (-NH-Alloc), as a 2(-phenylsulphonyl)ethyloxy amide (-NH-Psec); or, in suitable cases, as an N-oxide (>NO•).

For example, a carboxylic acid group may be protected as an ester for example, as: an C₁₋₇ alkyl ester (e.g. a methyl ester; a *t*-butyl ester); a C₁₋₇ haloalkyl ester (e.g. a C₁₋₇ trihaloalkyl ester); a triC₁₋₇ alkylsilyl-C₁₋₇ alkyl ester; or a C₅₋₂₀ aryl-C₁₋₇ alkyl ester (e.g. a benzyl ester; a nitrobenzyl ester); or as an amide, for example, as a methyl amide.

For example, a thiol group may be protected as a thioether (-SR), for example, as: a benzyl thioether; an acetamidomethyl ether (-S-CH₂NHC(=O)CH₃).

It may be convenient or desirable to prepare, purify, and/or handle the active compound in the form of a prodrug. The term "prodrug," as used herein, pertains to a compound which, when metabolised (e.g. *in vivo*), yields the desired active compound. Typically, the prodrug is inactive, or less active than the active compound, but may provide advantageous handling, administration, or metabolic properties.

For example, some prodrugs are esters of the active compound (e.g. a physiologically acceptable metabolically labile ester). During metabolism, the ester group (-C(=O)OR) is cleaved to yield the active drug. Such esters may be formed by esterification, for example, of any of the carboxylic

acid groups ($-C(=O)OH$) in the parent compound, with, where appropriate, prior protection of any other reactive groups present in the parent compound, followed by deprotection if required. Examples of such metabolically labile esters

5 include those wherein R is C_{1-7} alkyl (e.g. $-Me$, $-Et$); C_{1-7} aminoalkyl (e.g. aminoethyl; 2-(*N,N*-diethylamino)ethyl; 2-(4-morpholino)ethyl); and acyloxy- C_{1-7} alkyl (e.g. acyloxymethyl; acyloxyethyl; e.g. pivaloyloxymethyl; acetoxymethyl; 1-acetoxyethyl; 1-(1-methoxy-1-methyl)ethyl-

10 carbonxyloxyethyl; 1-(benzoyloxy)ethyl; isopropoxy-carbonyloxymethyl; 1-isopropoxy-carbonyloxyethyl; cyclohexyl-carbonyloxymethyl; 1-cyclohexyl-carbonyloxyethyl; cyclohexyloxy-carbonyloxymethyl; 1-cyclohexyloxy-carbonyloxyethyl; (4-tetrahydropyranyloxy)

15 carbonyloxymethyl; 1-(4-tetrahydropyranyloxy)carbonyloxyethyl; (4-tetrahydropyranyl)carbonyloxymethyl; and 1-(4-tetrahydropyranyl)carbonyloxyethyl).

20 Further suitable prodrug forms include phosphonate and glycolate salts. In particular, hydroxy groups ($-OH$), can be made into phosphonate prodrugs by reaction with chlorodibenzylphosphite, followed by hydrogenation, to form a phosphonate group $-O-P(=O)(OH)_2$. Such a group can be

25 cleared by phosphatase enzymes during metabolism to yield the active drug with the hydroxy group.

Also, some prodrugs are activated enzymatically to yield the active compound, or a compound which, upon further chemical

30 reaction, yields the active compound. For example, the prodrug may be a sugar derivative or other glycoside conjugate, or may be an amino acid ester derivative.

Acronyms

For convenience, many chemical moieties are represented using well known abbreviations, including but not limited to, methyl (Me), ethyl (Et), *n*-propyl (nPr), *iso*-propyl (iPr), *n*-butyl (nBu), *tert*-butyl (tBu), *n*-hexyl (nHex),
5 cyclohexyl (cHex), phenyl (Ph), biphenyl (biPh), benzyl (Bn), naphthyl (naph), methoxy (MeO), ethoxy (EtO), benzoyl (Bz), and acetyl (Ac).

10 For convenience, many chemical compounds are represented using well known abbreviations, including but not limited to, methanol (MeOH), ethanol (EtOH), *iso*-propanol (i-PrOH), methyl ethyl ketone (MEK), ether or diethyl ether (Et₂O), acetic acid (AcOH), dichloromethane (methylene chloride,
15 DCM), trifluoroacetic acid (TFA), dimethylformamide (DMF), tetrahydrofuran (THF), and dimethylsulfoxide (DMSO).

Synthesis

Compounds of the invention can be synthesised by a number of
20 methods, examples of which are given below. Some synthesis routes are shown in Yamaguchi, et al., *J. Med. Chem.* **1993**, 36, 4502 - 4068, which is herein incorporated by reference.

25 In general, a key step in the synthesis of these compounds is the addition/insertion of hydrazine, thus providing the adjacent nitrogen ring atoms in the central moiety. This addition of hydrazine is accomplished in particular by a ring insertion step in the routes exemplified below.

30 The formed aromatic ring (represented by -A-B-) is usually derivatised before the routes shown below, and starting materials with the desired structure and substituent pattern are either commercially available or readily synthesised.

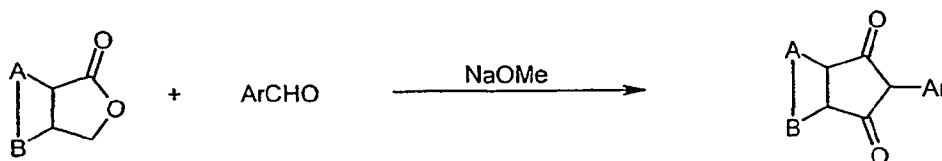
Route 2 exemplifies a strategy where the aromatic ring is already substituted at the beginning of the synthesis route.

The route illustrated leads to compounds where R_N is H. The possible substituents at this position can be added by the use of an appropriate electrophile with suitable reaction conditions:

Further derivatisation of the groups on R_C can be carried out using a variety of conventional methods, some of which are illustrated in 'Further derivatisation steps'.

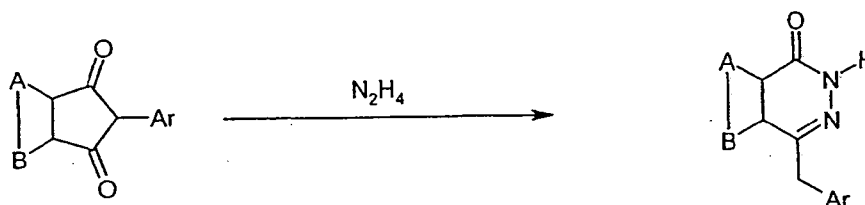
Route 1

Part 1: Synthesis of 2-arylindan-1,3-diones



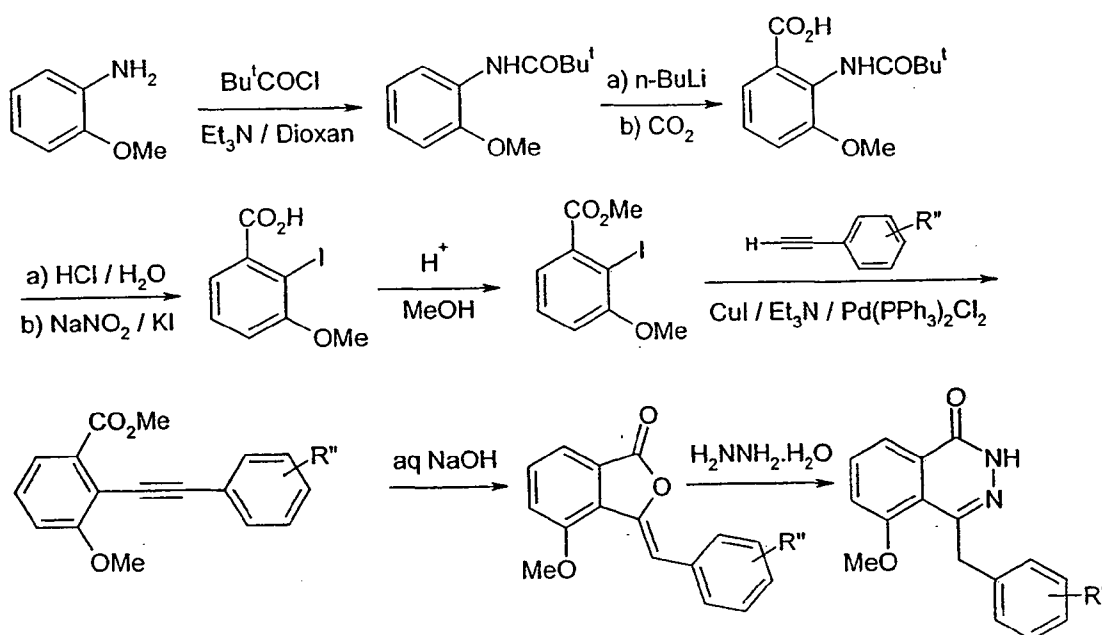
To an ice-cooled solution of phthalide or equivalent, (13.41 g; 0.1 mol) and the aromatic aldehyde (0.1 mol) in a mixture of methanol (50 ml) and ethylpropionate (50 ml) was added a solution of sodium methoxide in methanol [sodium (9.20 g; 0.4 mol) in methanol (50 ml)] with the temperature kept below 10°C. The solution was then heated to gentle reflux for 3 h, cooled to room temperature and poured onto water (500 ml). The mixture was washed with ether (5 x 100 ml) and the aqueous layer acidified with acetic acid and the solid filtered off. This was then used crude in the next stage.

Part 2: Reaction of 2-aryllindan-1,3-ones with hydrazine hydrate



A suspension of 2-aryllindan-1,3-dione (20 mmol) in hydrazine
 5 monohydrate (40 ml) was heated to reflux for 4 h, cooled and
 the product filtered off. The solid was washed with
 ethanol.

Route 2



10

Pivaloyl chloride (120g, 1mol) was added dropwise at ambient
 temperature to a stirred solution of 2-methoxyaniline (123g,
 1mol) and triethylamine (111g, 1.1mol) in 1,4-dioxane
 15 (1200ml), the mixture was stirred at ambient temperature for
 2 hours, then it was poured into water (3000ml). The
 product was extracted into ethyl acetate (3 x 300ml), then
 the combined extracts were dried (MgSO₄) and the solvents

were removed *in vacuo* to give *N*-(2-methoxyphenyl)pivalamide (198g; 96%) as a low-melting solid which was used without further purification.

5 *n*-Butyllithium (1.6M solution in hexane; 200ml, 0.32mol) was added dropwise under nitrogen at -10°C to a stirred solution of *N*-(2-methoxyphenyl)pivalamide (27.6g, 0.133mol) in tetrahydrofuran (600ml), the mixture was allowed to warm to ambient temperature, stirred for a further 2 hours, then it
10 was added to a large excess of crushed solid carbon dioxide. The mixture was allowed to warm to ambient temperature, 3M hydrochloric acid (200ml) was added and the tetrahydrofuran was removed *in vacuo*. The resulting solid was collected by filtration and crystallised from acetonitrile to give 3-
15 methoxy-2-pivalamidobenzoic acid (21g; 63%) as a solid, m.pt. 117-120°C. Concentration of the liquor yielded a second crop (2.6g; 8%).

A stirred mixture of 3-methoxy-2-pivalamidobenzoic acid
20 (20g, 0.08mol) and 7M hydrochloric acid (280ml) was heated under reflux for 2 hours then cooled to 0°C. A solution of sodium nitrite (5.8g, 0.09mol) in water (46ml) was added dropwise at <5°C, the mixture was stirred at 0-5°C for 2 hours, then a solution of potassium iodide (17.8g, 0.11mol)
25 in water (39ml) was added dropwise at 0-5°C. The stirred mixture was heated at 70-80°C for 2 hours then cooled in ice. The product was extracted into ethyl acetate (3 x 300ml), the combined extracts were washed with 20% aqueous sodium thiosulphate solution (3 x 300ml), then they were
30 dried (MgSO₄) and the solvent was removed *in vacuo* to leave 2-iodo-3-methoxybenzoic acid (13g, 58%) as a solid, m.pt. 142-146°C.

A stirred mixture of 2-iodo-3-methoxybenzoic acid (20g, 0.07mol; prepared in a manner similar to that described above), methanol (300ml) and concentrated sulphuric acid (3.5ml) was heated under reflux for 8 hours, cooled to ambient temperature and added to water (1500ml). The product was extracted into dichloromethane (3 x 500ml), the combined extracts were washed with 5% aqueous sodium hydroxide solution (3 x 500ml), then they were dried (MgSO₄) and the solvent was removed *in vacuo* to give methyl 2-iodo-3-methoxybenzoate (18.5g, 90%) as a solid, m.pt. 58-61°C.

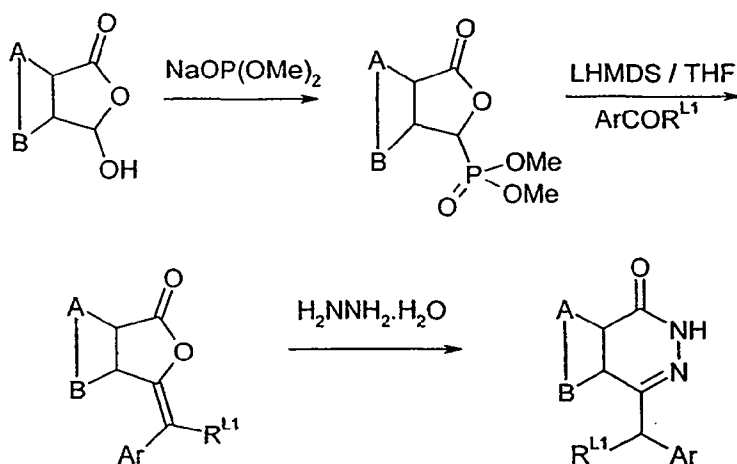
The appropriately substituted phenylacetylene (0.063mol) was added at ambient temperature under nitrogen to a stirred solution of copper(I) iodide (0.1g, 6.3mmol), bis(triphenylphosphine)palladium(II) dichloride (0.43g, 6.3mmol), and methyl 2-iodo-3-methoxybenzoate (18.5g, 0.063mol) in triethylamine (375ml), the mixture was stirred at ambient temperature for 72 hours, then it was added to 5M hydrochloric acid (1000ml). The product was extracted into ethyl acetate (3 x 400ml), the combined extracts were dried (MgSO₄) and the solvent was removed *in vacuo* to give the methyl 3-methoxy-2-(substituted phenylethynyl)benzoate which was used without purification.

A mixture of the crude 3-methoxy-2-(substituted phenylethynyl)benzoate and 30% aqueous sodium hydroxide solution (302ml) was stirred and heated under reflux for 4 hours, cooled to ambient temperature and acidified by the addition of concentrated sulphuric acid. The product was extracted into ether (3 x 500ml), the combined extracts were washed with 10% aqueous sodium carbonate solution (2000ml), then they were dried (MgSO₄) and the solvent was removed *in vacuo* to give 4-methoxy-3-(substituted benzylidene)phthalide which was used without purification.

A mixture of the crude 4-methoxy-3-(substituted benzylidene)phthalide (14g) and hydrazine hydrate (83 ml) was heated under reflux for 5 hours then cooled to ambient temperature. The resulting solid was collected by filtration, washed well with ethanol and dried *in vacuo* to give the desired compound.

The substitution of the aromatic ring in the starting material can be altered as appropriate.

Route 3



15

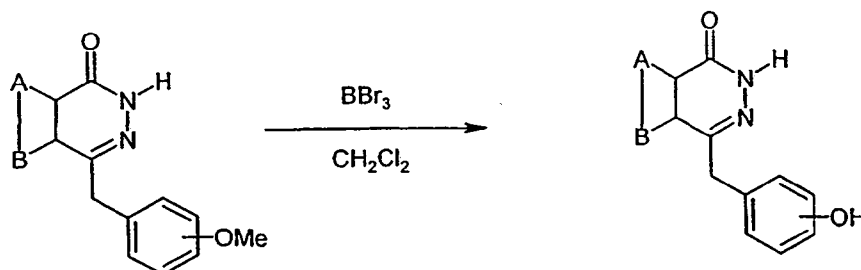
Dimethyl phosphite (11g, 0.1mol) then 2-formylbenzoic acid (10.51g, 0.07mol) or equivalent were added dropwise at 0°C under nitrogen to a stirred solution of sodium methoxide [from sodium (2.3g) in methanol (80ml)], the mixture was stirred at ambient temperature for 30 minutes, then it was quenched by the addition of methanesulphonic acid (10.6g, 0.11 mol). The methanol was removed *in vacuo*, the residue was partitioned between dichloromethane (200ml) and water (50ml), then the dichloromethane solution was washed with water (2 x 50ml) and dried (MgSO_4). The solvent was removed *in vacuo* to leave dimethyl 3-oxobenzo[c]furan-1-ylphosphonate or equivalent.

Lithium hexamethyldisilazide (1M solution in hexanes; 33ml, 0.033mol) was added dropwise under nitrogen at -78°C to a stirred solution of dimethyl 3-oxobenzo[c]furan-1-ylphosphonate (8g, 0.033mol) or equivalent in tetrahydrofuran (300ml), then the mixture was stirred at -78°C for 1 hour. The appropriate aryl alkyl ketone (0.03mol) was added, the mixture was stirred at -78°C for 1 hour, allowed to warm to 0°C , then it was quenched by the addition of an excess of saturated aqueous ammonium chloride solution. The aqueous phase was separated and shaken with dichloromethane (100ml), then the combined organic solutions were dried (MgSO_4) and the solvents were removed *in vacuo*. The residue was triturated with hexane (50ml) and the resulting solid was collected by filtration and air-dried to give 3-(α -alkylarylidene)phthalide or equivalent which was used without further purification.

A mixture of 3-(α -alkylarylidene)phthalide (0.019mol) or equivalent and hydrazine hydrate (20ml) was heated under reflux for 18 hours then cooled to 0°C . The resulting solid was collected by filtration, washed well with ethanol and air-dried to give the desired compound.

25 Further Derivatisation

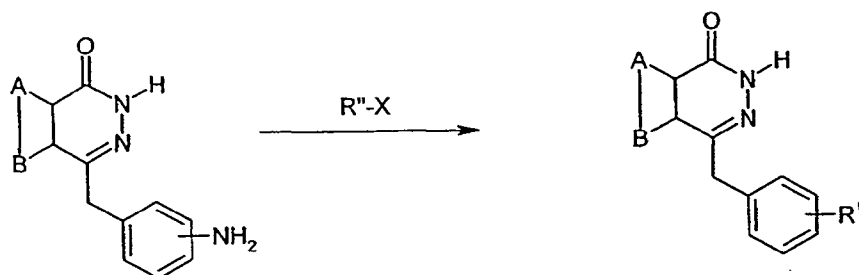
(a) *Demethylation of 4-(methoxybenzyl)-1(2H)-phthalazinones*



To a suspension of the methoxybenzylphthalazinone or equivalent (0.7 g; 2.65 mmol) in dichloromethane (5 ml) under nitrogen at room temperature was added a solution of boron tribromide in dichloromethane (1M; 6 ml; 6.0 mmol). The mixture was heated to reflux for 24 h, cooled and poured into sodium hydroxide (10%; 25 ml). The organic layer was removed and the aqueous layer acidified (HCl) and the solid filtered off.

10

(b) *Derivatisation of 4-(aminobenzyl)-1(2H)-phthalazinones*



To a stirred solution of the aminobenzylphthalazinone or equivalent (0.6 g; 2.4 mmol) and triethylamine (0.24 g; 2.4 mmol) in 1,4-dioxan (50 ml) was added dropwise the electrophile (2.4 mmol). The mixture was then heated to reflux for 2 h, cooled and poured onto water (100 ml). The solid was then filtered off and washed with water and ethanol before drying *in vacuo*.

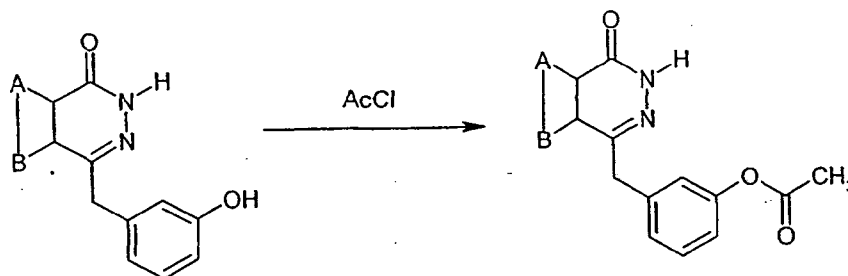
20

(c) *Acylation of hydroxybenzylphthalazinones*

The acylation is generally carried out by the addition of the appropriate acid chloride to the hydroxybenzylphthalazinone under suitable conditions. Examples of this are given below:

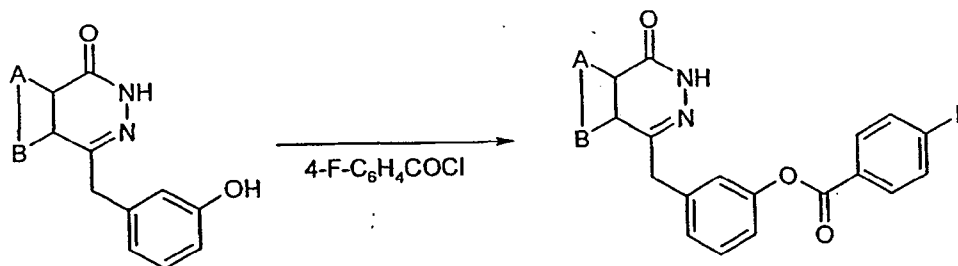
25

(i)



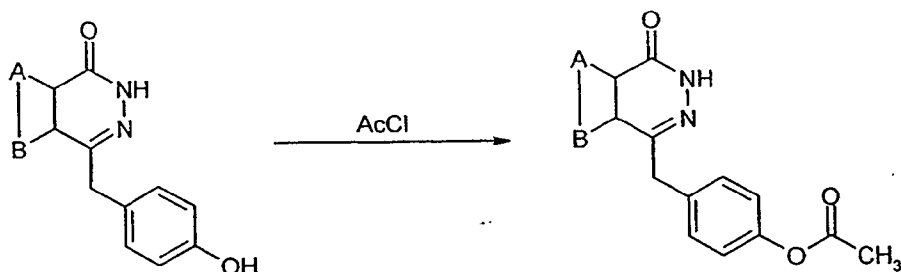
To a stirred solution of the hydroxybenzylphthalazinone or
 5 equivalent (e.g. **164**) (0.7 g; 2.79 mmol) and triethylamine
 (0.28 g; 2.79 mmol) in 1,4-dioxan (40 ml) was added dropwise
 acetyl chloride (0.2 ml; 2.79 mmol). The mixture was then
 heated to reflux for 2 h, cooled and poured onto water (100
 ml). The solid was then filtered off and washed with water
 10 and ethanol before drying *in vacuo*.

(ii)



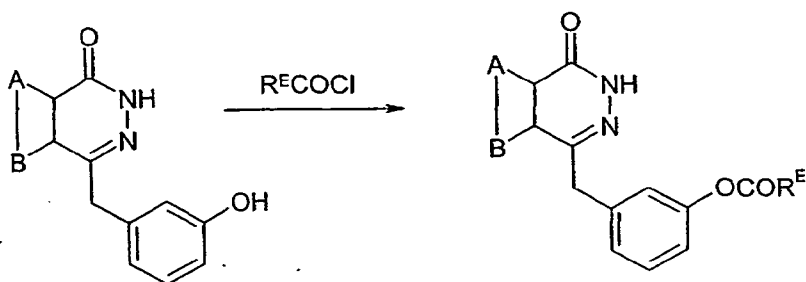
A stirred suspension of the hydroxybenzylphthalazinone (1.36
 15 g; 5.41 mmol), triethylamine (0.61 g; 6.00 mmol) and 4-
 fluorobenzoyl chloride (0.86 g; 5.41 mmol) in dry 1,4-dioxan
 (50 ml) was heated under reflux, with the exclusion of
 moisture (CaCl₂), for 2 h and cooled to room temperature.
 The reaction mixture was then poured onto water (250 ml) and
 20 the solid filtered off. The crude solid was then boiled in
 cyclohexane (10 ml), cooled and filtered off.

(iii)



5 A stirred suspension of hydroxybenzylphthalazinone (0.70 g;
2.79 mmol) or equivalent, triethylamine (0.4 ml; 2.79 mmol)
and acetylchloride (0.2 ml; 2.79 mmol) in dry 1,4-dioxan (40
ml) was heated to reflux, with the exclusion of moisture
(CaCl₂), for 2 h and cooled to room temperature. The
10 reaction mixture was then poured onto water (250 ml) and the
solid filtered off.

(iv)



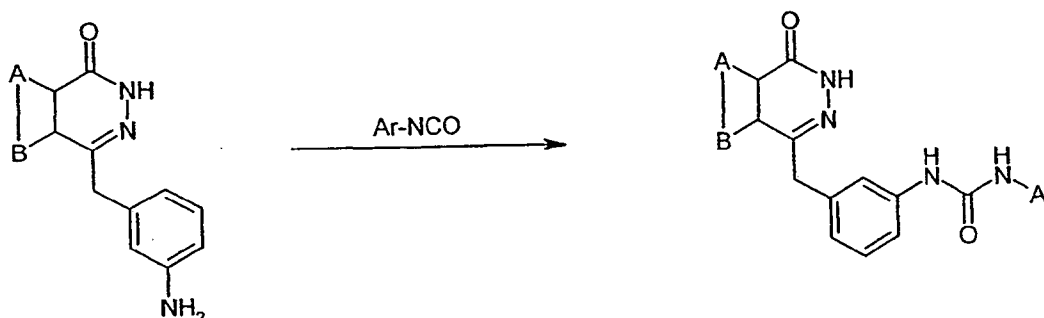
15

The appropriate acid chloride (0.24 mmol) was added to a
stirred solution of 4-(3-hydroxybenzyl)phthalazin-1(2H)-one
(50 mg, 0.2 mmol) or equivalent and triethylamine (33 μl) in
20 1,4-dioxane (0.5 ml) and the mixture was stirred at ambient
temperature whilst the progress of the reaction was
monitored by tlc. In some cases heating under reflux was
necessary to force the reaction to proceed to completion.
Once the reaction was complete, the mixture was diluted with

ice-water and the product was extracted into ethyl acetate. The extract was washed with saturated aqueous sodium chloride solution and dried (MgSO_4), then the solvent was removed *in vacuo*. The residue was purified to give the
5 required ester. The purification was carried out via preparative scale HPLC on a Gilson LC using a Jones Chromatography Genesis 4 μ C18 column using gradient elution between aqueous trifluoroacetic acid and acetonitrile as
10 eluents.

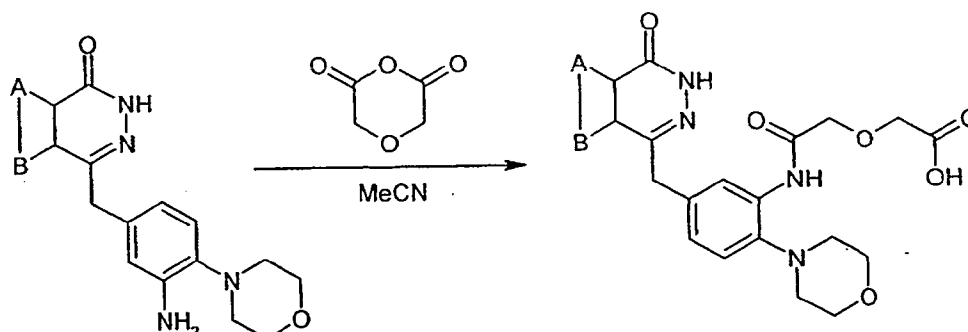
(d) Derivatisation of 3-(aminobenzyl)-1(2H)phthalazinones

(i)



To a stirred solution of the aminobenzylphthalazinone (160)
15 (1.00 g; 40 mmol) or equivalent in dry 1,4-dioxan (25 ml) at 40°C was added the appropriate isocyanate (40 mmol). The mixture was stirred for a further 2 h, cooled to room temperature and the solid filtered off.

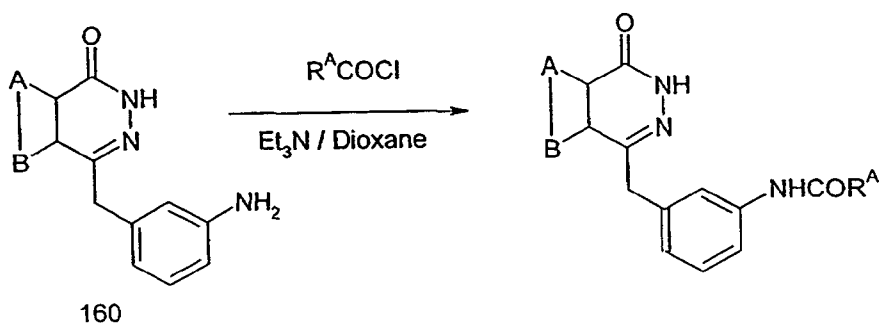
(ii)



To a stirred solution of the aminophthalazinone (197) (1.00 g; 2.97 mmol) or equivalent in acetonitrile (25 ml) was added diglycolic anhydride (0.35 g; 3.00 mmol). The mixture was stirred at room temperature for 1 h, and the solid filtered off. The crude solid was dissolved in NaOH (10%; 20 ml) and filtered through Celite. The aqueous was then acidified and the solid filtered off.

10

(iii)

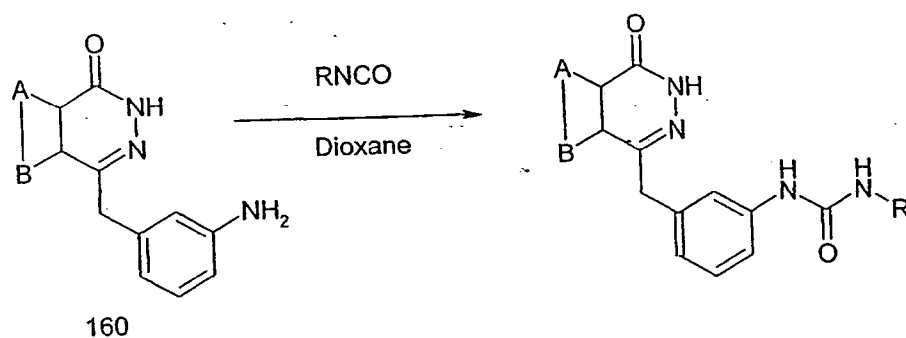


160

The appropriate acid chloride (0.2 mmol) was added to a stirred solution of the aminobenzylphthalazinone 160 (0.05 g, 0.2 mmol) or equivalent and triethylamine (33 μ l) in 1,4-dioxane (0.5 ml), the mixture was stirred at ambient temperature for 18 hours, then it was diluted with water (10 ml). The product was collected by filtration, washed with water (5 ml) and dried *in vacuo* to give the required amide.

20

(iv)

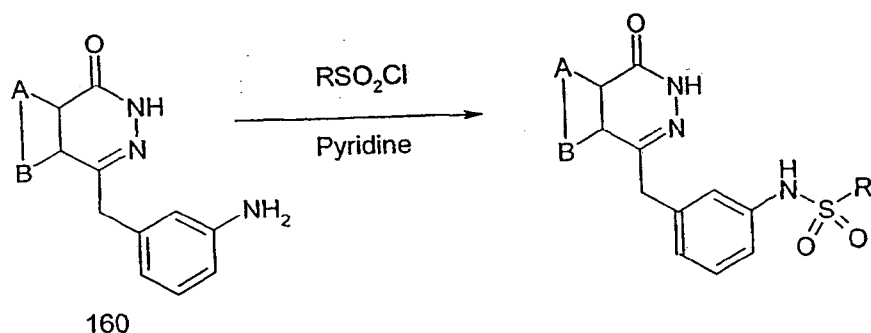


5

A mixture of the aminobenzylphthalazinone 160 (0.5 g, 2 mmol) or equivalent and 1,4-dioxane (15 ml) was stirred at ambient temperature until all of the solid had dissolved (5-15 minutes). The appropriate isocyanate (2mmol) was added, the mixture was stirred at ambient temperature for 2 hours, then it was allowed to stand at ambient temperature for 18 hours. The resulting solid was collected by filtration, washed well with water and dried *in vacuo* to give the required ureido product.

15

(v) (a)



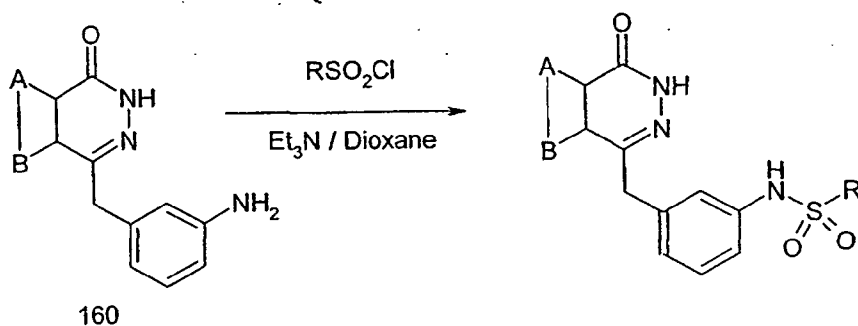
The appropriate sulphonyl chloride (1 mmol) was added to a solution of the aminobenzylphthalazinone 160 (0.25 g, 1 mmol) or equivalent in pyridine (10 ml), the stirred mixture was heated under reflux for 2 hours, then it was diluted with water (200 ml). The resulting solid was collected by

20

filtration, washed well with water and dried *in vacuo* to give the required sulphonamido product.

(v) (b)

5

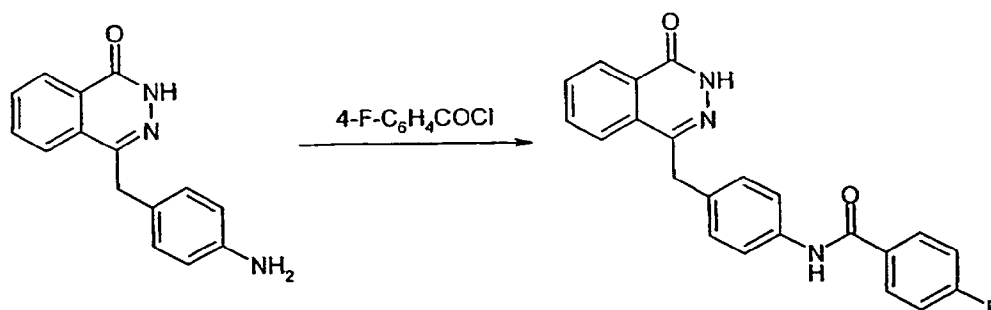


The appropriate sulphonyl chloride (1 mmol) was added to a solution of the aminobenzylphthalazinone 160 (0.25 g, 1 mmol) or equivalent and triethylamine (0.1 g, 1 mmol) in 1,4-dioxane (10 ml), the stirred mixture was heated under reflux for 2 hours, then it was diluted with water (200 ml). The resulting solid was collected by filtration, washed well with water and dried *in vacuo* to give the required sulphonamido product.

10

15

(e) *Synthesis of 227*

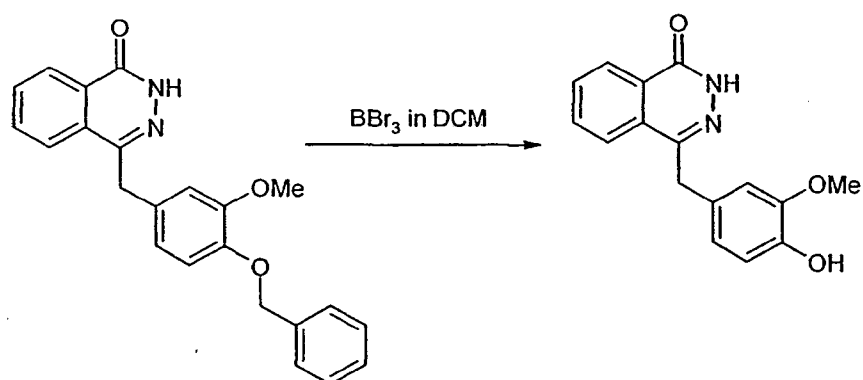


To a stirred solution of 4-fluorobenzoyl chloride (159) (0.95 g; 5.97 mmol) in dry 1,4-dioxan (50 ml) was added triethylamine (0.60 g; 5.97 mmol) and the aminobenzyl-

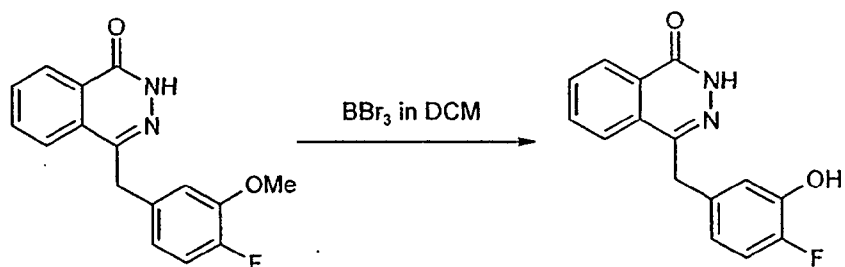
20

phthalazinone (1.50 g; 5.97 mmol) or equivalent. The mixture was heated to reflux, with the exclusion of moisture (CaCl_2), for 2 h and cooled to room temperature. The reaction mixture was then poured onto water (250 ml) and the solid filtered off.

(f) *Synthesis of 239*

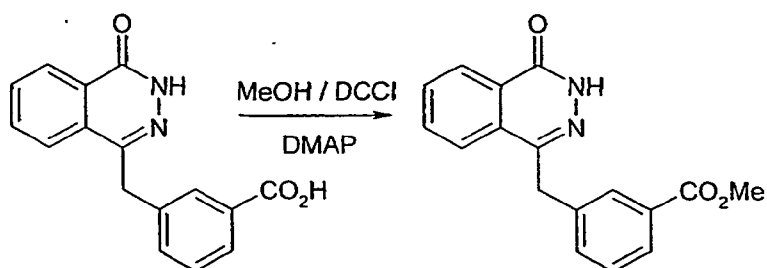


To a stirred suspension of the benzyloxymethoxy-
10 benzylphthalazinone (187) (5.00 g; 13.0 mmol) in
dichloromethane (11.5 ml) was added, under nitrogen, a
solution of boron tribromide in dichloromethane (1.0 M
solution; 4.4 ml; 4.40 mmol). The reaction mixture was then
15 heated under reflux for 24 h, cooled to room temperature and
poured into ice/water (250 ml). The mixture was then
basified by the addition of solid sodium hydroxide and the
organic layer removed. The aqueous layer was then washed
with dichloromethane (3 x 50 ml) and acidified with
20 concentrated HCl . The solid was filtered off, washed with
water and air-dried.

(g) Synthesis of 247

A stirred suspension of the starting methoxy-compound (241) (1.50 g; 5.27 mmol) in a solution of boron tribromide in dichloromethane (1.0 M solution; 12 ml; 12.00 mmol) was heated to reflux for 8 h under nitrogen. The reaction mixture was then cooled to room temperature and poured into ice/water (250 ml). The mixture was then basified by the addition of solid sodium hydroxide and the organic layer removed. The aqueous layer was then washed with dichloromethane (3 x 50 ml) and acidified with concentrated HCl. The solid was filtered off, washed with water and air-dried.

15

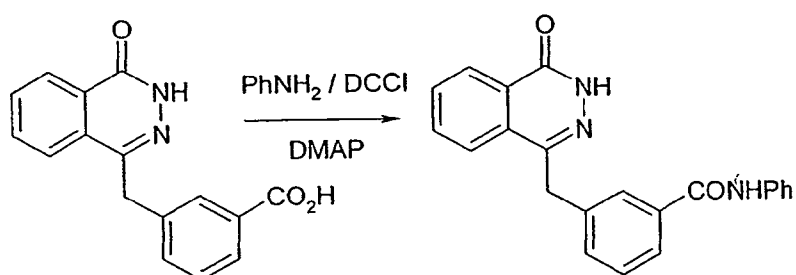
(h) Synthesis of 277

A solution of the carboxylic acid (276) (8g, 0.028mol) in dichloromethane (240ml) was added dropwise at ambient temperature to a stirred mixture of dicyclohexylcarbodiimide (5.8g, 0.028mol), 4-(dimethylamino)pyridine (0.2g, 0.0014mol), methanol (0.92g, 0.028mol) and dichloromethane

20

(40ml), then the mixture was stirred at ambient temperature for 18 hours and filtered. The filter cake was washed with dichloromethane (280ml), the filtrate and washings were combined and the solvent was removed *in vacuo*. The residue was diluted with ether (1000ml), the resulting precipitate was removed by filtration, then the ethereal filtrate was washed with saturated aqueous sodium hydrogencarbonate solution (400ml), 1.5M hydrochloric acid (400ml), water (400ml) and saturated aqueous sodium chloride solution (400ml). The solution was dried (MgSO_4) and the solvent was removed *in vacuo* to give 277.

(i) Synthesis of 278



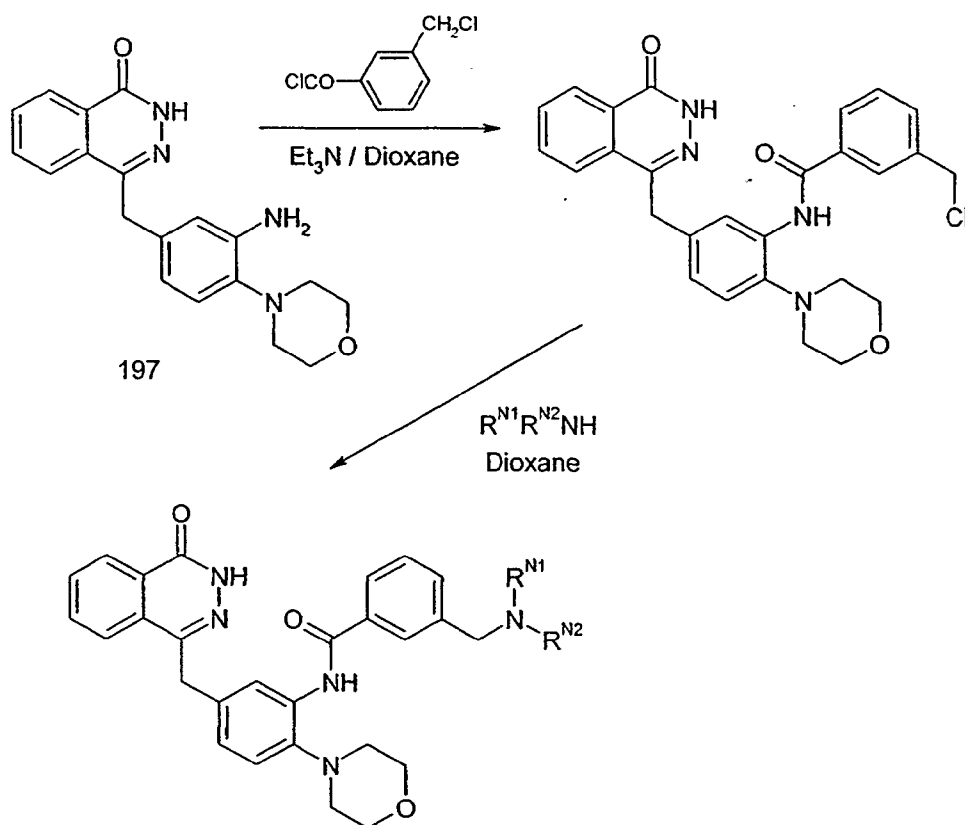
15

A solution of the carboxylic acid (276) (3g, 0.01mol) in dichloromethane (90ml) was added dropwise at ambient temperature to a stirred mixture of dicyclohexylcarbodiimide (2.2g, 0.01mol), 4-(dimethylamino)pyridine (0.08g, 0.5mmol), aniline (0.9g, 0.01mol) and dichloromethane (15ml), then the mixture was stirred at ambient temperature for 18 hours and filtered. The filter cake was washed with dichloromethane (105ml), the filtrate and washings were combined and the solvent was removed *in vacuo*. The residue was diluted with ether (375ml), the resulting precipitate was removed by filtration, then the ethereal filtrate was washed with saturated aqueous sodium hydrogencarbonate solution (150ml), 1.5M hydrochloric acid (150ml), water (150ml) and saturated aqueous sodium chloride solution (150ml). The solution was dried (MgSO_4) and the solvent was removed *in vacuo* to give

30

278.

(j) Derivatisation of 197



5

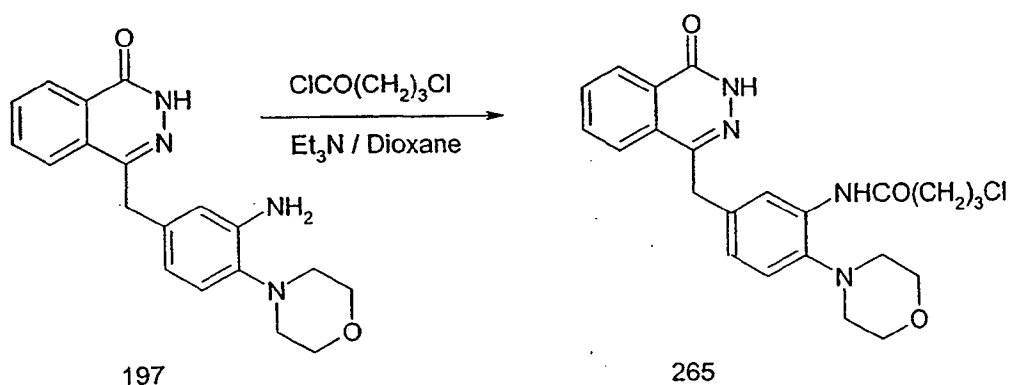
3-Chloromethylbenzoyl chloride (0.56g, 3mmol) was added to a stirred solution of 197 (1g, 3mmol) and triethylamine (0.4ml) in 1,4-dioxane (50ml), the mixture was stirred at ambient temperature for 2 hours, then it was diluted with water (100ml). The product was extracted into ethyl acetate (3 x 50ml), the combined extracts were dried (MgSO_4) and the solvent was removed *in vacuo*. The residue was triturated with hot toluene (50 ml), the hot solution was filtered (Celite), cyclohexane (50 ml) was added, and the mixture was allowed to cool to ambient temperature. The resulting solid was collected by filtration and dried *in vacuo* to give 3-(chloromethyl)-N-[2-morpholino-5-(1-oxophthalazin-4-

ylmethyl)phenyl]benzamide (1.32g, 90%) as a solid, m.pt. 117-122°C.

A mixture of 3-(chloromethyl)-*N*-[2-morpholino-5-(1-oxophthalazin-4-ylmethyl)phenyl]benzamide (0.66g, 1.35mmol), the appropriate amine (27mmol) and 1,4-dioxane (50ml) was heated under reflux for 2 hours, cooled to ambient temperature and diluted with water (100ml) to precipitate a sticky solid. The aqueous layer was removed by decantation and the residual solid was extracted into ethyl acetate (3 x 50ml). The combined extracts were washed with water (50ml), dried (MgSO₄), then the solvent was removed *in vacuo*. The residue was triturated with hot toluene (50 ml), the hot solution was separated by decantation from insoluble material, cyclohexane (50 ml) was added, and the mixture was allowed to cool to ambient temperature. The resulting solid was collected by filtration, washed with cyclohexane (30ml) and dried *in vacuo* to give the desired compound.

20

(k) Synthesis of 265



4-Chlorobutyl chloride (1.26g, 8.9mmol) was added to a stirred solution of 197 (3g, 8.9mmol) and triethylamine (0.9g, 8.9mmol) in 1,4-dioxane (50ml), the mixture was stirred at ambient temperature for 2 hours, then it was diluted with water (100ml), causing a sticky semisolid to

precipitate. The aqueous phase was removed by decantation, and the residue was triturated with hot ethyl acetate (100ml). The hot solution was separated from an insoluble residue, and the solvent was removed *in vacuo*. The residue
5 was triturated with cyclohexane (50ml) and the resulting solid was collected by filtration and dried *in vacuo* to give 4-chloro-*N*-[2-morpholino-5-(1-oxóphthalazin-4-ylmethyl)phenyl]butyramide.

10 Use

The present invention provides active compounds, specifically, active in inhibiting the activity of PARP.

The term "active," as used herein, pertains to compounds
15 which are capable of inhibiting PARP activity, and specifically includes both compounds with intrinsic activity (drugs) as well as prodrugs of such compounds, which prodrugs may themselves exhibit little or no intrinsic activity.

20

One assay which may conveniently be used in order to assess the PARP inhibition offered by a particular compound is described in the examples below.

25 The present invention further provides a method of inhibiting the activity of PARP in a cell, comprising contacting said cell with an effective amount of an active compound, preferably in the form of a pharmaceutically acceptable composition. Such a method may be practised *in*
30 *vitro* or *in vivo*.

For example, a sample of cells may be grown *in vitro* and an active compound brought into contact with said cells, and the effect of the compound on those cells observed. As

examples of "effect," the amount of DNA repair effected in a certain time may be determined. Where the active compound is found to exert an influence on the cells, this may be used as a prognostic or diagnostic marker of the efficacy of the compound in methods of treating a patient carrying cells of the same cellular type.

The term "treatment," as used herein in the context of treating a condition, pertains generally to treatment and therapy, whether of a human or an animal (e.g. in veterinary applications), in which some desired therapeutic effect is achieved, for example, the inhibition of the progress of the condition, and includes a reduction in the rate of progress, a halt in the rate of progress, amelioration of the condition, and cure of the condition. Treatment as a prophylactic measure (i.e. prophylaxis) is also included.

The term "adjunct" as used herein relates to the use of active compounds in conjunction with known therapeutic means. Such means include cytotoxic regimes of drugs and/or ionising radiation as used in the treatment of different cancer types.

Active compounds may also be used as cell culture additives to inhibit PARP, for example, in order to radio-sensitize cells to known chemo or ionising radiation treatments *in vitro*.

Active compounds may also be used as part of an *in vitro* assay, for example, in order to determine whether a candidate host is likely to benefit from treatment with the compound in question.

Administration

The active compound or pharmaceutical composition comprising the active compound may be administered to a subject by any convenient route of administration, whether systemically/
5 peripherally or at the site of desired action, including but not limited to, oral (e.g. by ingestion); topical (including e.g. transdermal, intranasal, ocular, buccal, and sublingual); pulmonary (e.g. by inhalation or insufflation therapy using, e.g. an aerosol, e.g. through mouth or nose);
10 rectal; vaginal; parenteral, for example, by injection, including subcutaneous, intradermal, intramuscular, intravenous, intraarterial, intracardiac, intrathecal, intraspinal, intracapsular, subcapsular, intraorbital, intraperitoneal, intratracheal, subcuticular,
15 intraarticular, subarachnoid, and intrasternal; by implant of a depot, for example, subcutaneously or intramuscularly.

The subject may be a eukaryote, an animal, a vertebrate animal, a mammal, a rodent (e.g. a guinea pig, a hamster, a
20 rat, a mouse), murine (e.g. a mouse), canine (e.g. a dog), feline (e.g. a cat), equine (e.g. a horse), a primate, simian (e.g. a monkey or ape), a monkey (e.g. marmoset, baboon), an ape (e.g. gorilla, chimpanzee, orangutang, gibbon), or a human.

25

Formulations

While it is possible for the active compound to be administered alone, it is preferable to present it as a pharmaceutical composition (e.g., formulation) comprising at
30 least one active compound, as defined above, together with one or more pharmaceutically acceptable carriers, adjuvants, excipients, diluents, fillers, buffers, stabilisers, preservatives, lubricants, or other materials well known to those skilled in the art and optionally other therapeutic or

prophylactic agents.

Thus, the present invention further provides pharmaceutical compositions, as defined above, and methods of making a
5 pharmaceutical composition comprising admixing at least one active compound, as defined above, together with one or more pharmaceutically acceptable carriers, excipients, buffers, adjuvants, stabilisers, or other materials, as described herein.

10

The term "pharmaceutically acceptable" as used herein pertains to compounds, materials, compositions, and/or dosage forms which are, within the scope of sound medical judgement, suitable for use in contact with the tissues of a
15 subject (e.g., human) without excessive toxicity, irritation, allergic response, or other problem or complication, commensurate with a reasonable benefit/risk ratio. Each carrier, excipient, etc. must also be "acceptable" in the sense of being compatible with the other
20 ingredients of the formulation.

Suitable carriers, excipients, etc. can be found in standard pharmaceutical texts, for example, Remington's Pharmaceutical Sciences, 18th edition, Mack Publishing
25 Company, Easton, Pa., 1990.

The formulations may conveniently be presented in unit dosage form and may be prepared by any methods well known in the art of pharmacy. Such methods include the step of
30 bringing into association the active compound with the carrier which constitutes one or more accessory ingredients. In general, the formulations are prepared by uniformly and intimately bringing into association the active compound with liquid carriers or finely divided solid carriers or

both, and then if necessary shaping the product.

Formulations may be in the form of liquids, solutions, suspensions, emulsions, elixirs, syrups, tablets, lozenges, granules, powders, capsules, cachets, pills, ampoules, 5 suppositories, pessaries, ointments, gels, pastes, creams, sprays, mists, foams, lotions, oils, boluses, electuaries, or aerosols.

10 Formulations suitable for oral administration (e.g., by ingestion) may be presented as discrete units such as capsules, cachets or tablets, each containing a predetermined amount of the active compound; as a powder or granules; as a solution or suspension in an aqueous or non- 15 aqueous liquid; or as an oil-in-water liquid emulsion or a water-in-oil liquid emulsion; as a bolus; as an electuary; or as a paste.

A tablet may be made by conventional means, e.g., 20 compression or molding, optionally with one or more accessory ingredients. Compressed tablets may be prepared by compressing in a suitable machine the active compound in a free-flowing form such as a powder or granules, optionally mixed with one or more binders (e.g., povidone, gelatin, 25 acacia, sorbitol, tragacanth, hydroxypropylmethyl cellulose); fillers or diluents (e.g., lactose, microcrystalline cellulose, calcium hydrogen phosphate); lubricants (e.g., magnesium stearate, talc, silica); disintegrants (e.g., sodium starch glycolate, cross-linked 30 povidone, cross-linked sodium carboxymethyl cellulose); surface-active or dispersing or wetting agents (e.g., sodium lauryl sulfate); and preservatives (e.g., methyl p-hydroxybenzoate, propyl p-hydroxybenzoate, sorbic acid). Molded tablets may be made by molding in a suitable machine

a mixture of the powdered compound moistened with an inert liquid diluent. The tablets may optionally be coated or scored and may be formulated so as to provide slow or controlled release of the active compound therein using, for example, hydroxypropylmethyl cellulose in varying proportions to provide the desired release profile. Tablets may optionally be provided with an enteric coating, to provide release in parts of the gut other than the stomach.

10 Formulations suitable for topical administration (e.g., transdermal, intranasal, ocular, buccal, and sublingual) may be formulated as an ointment, cream, suspension, lotion, powder, solution, past, gel, spray, aerosol, or oil. Alternatively, a formulation may comprise a patch or a dressing such as a bandage or adhesive plaster impregnated with active compounds and optionally one or more excipients or diluents.

20 Formulations suitable for topical administration in the mouth include lozenges comprising the active compound in a flavored basis, usually sucrose and acacia or tragacanth; pastilles comprising the active compound in an inert basis such as gelatin and glycerin, or sucrose and acacia; and mouthwashes comprising the active compound in a suitable liquid carrier.

30 Formulations suitable for topical administration to the eye also include eye drops wherein the active compound is dissolved or suspended in a suitable carrier, especially an aqueous solvent for the active compound.

Formulations suitable for nasal administration, wherein the carrier is a solid, include a coarse powder having a particle size, for example, in the range of about 20 to

about 500 microns which is administered in the manner in which snuff is taken, i.e., by rapid inhalation through the nasal passage from a container of the powder held close up to the nose. Suitable formulations wherein the carrier is a liquid for administration as, for example, nasal spray, nasal drops, or by aerosol administration by nebuliser, include aqueous or oily solutions of the active compound.

Formulations suitable for administration by inhalation include those presented as an aerosol spray from a pressurised pack, with the use of a suitable propellant, such as dichlorodifluoromethane, trichlorofluoromethane, dichloro-tetrafluoroethane, carbon dioxide, or other suitable gases.

Formulations suitable for topical administration via the skin include ointments, creams, and emulsions. When formulated in an ointment, the active compound may optionally be employed with either a paraffinic or a water-miscible ointment base. Alternatively, the active compounds may be formulated in a cream with an oil-in-water cream base. If desired, the aqueous phase of the cream base may include, for example, at least about 30% w/w of a polyhydric alcohol, i.e., an alcohol having two or more hydroxyl groups such as propylene glycol, butane-1,3-diol, mannitol, sorbitol, glycerol and polyethylene glycol and mixtures thereof. The topical formulations may desirably include a compound which enhances absorption or penetration of the active compound through the skin or other affected areas. Examples of such dermal penetration enhancers include dimethylsulfoxide and related analogues.

When formulated as a topical emulsion, the oily phase may optionally comprise merely an emulsifier (otherwise known as

an emulgent), or it may comprises a mixture of at least one emulsifier with a fat or an oil or with both a fat and an oil. Preferably, a hydrophilic emulsifier is included together with a lipophilic emulsifier which acts as a stabiliser. It is also preferred to include both an oil and a fat. Together, the emulsifier(s) with or without stabiliser(s) make up the so-called emulsifying wax, and the wax together with the oil and/or fat make up the so-called emulsifying ointment base which forms the oily dispersed phase of the cream formulations.

Suitable emulgents and emulsion stabilisers include Tween 60, Span 80, cetostearyl alcohol, myristyl alcohol, glyceryl monostearate and sodium lauryl sulphate. The choice of suitable oils or fats for the formulation is based on achieving the desired cosmetic properties, since the solubility of the active compound in most oils likely to be used in pharmaceutical emulsion formulations may be very low. Thus the cream should preferably be a non-greasy, non-staining and washable product with suitable consistency to avoid leakage from tubes or other containers. Straight or branched chain, mono- or dibasic alkyl esters such as diisoadipate, isocetyl stearate, propylene glycol diester of coconut fatty acids, isopropyl myristate, decyl oleate, isopropyl palmitate, butyl stearate, 2-ethylhexyl palmitate or a blend of branched chain esters known as Crodamol CAP may be used, the last three being preferred esters. These may be used alone or in combination depending on the properties required. Alternatively, high melting point lipids such as white soft paraffin and/or liquid paraffin or other mineral oils can be used.

Formulations suitable for rectal administration may be presented as a suppository with a suitable base comprising,

for example, cocoa butter or a salicylate.

Formulations suitable for vaginal administration may be presented as pessaries, tampons, creams, gels, pastes, foams or spray formulations containing in addition to the active compound, such carriers as are known in the art to be appropriate.

Formulations suitable for parenteral administration (e.g., by injection, including cutaneous, subcutaneous, intramuscular, intravenous and intradermal), include aqueous and non-aqueous isotonic, pyrogen-free, sterile injection solutions which may contain anti-oxidants, buffers, preservatives, stabilisers, bacteriostats, and solutes which render the formulation isotonic with the blood of the intended recipient; and aqueous and non-aqueous sterile suspensions which may include suspending agents and thickening agents, and liposomes or other microparticulate systems which are designed to target the compound to blood components or one or more organs. Examples of suitable isotonic vehicles for use in such formulations include Sodium Chloride Injection, Ringer's Solution, or Lactated Ringer's Injection. Typically, the concentration of the active compound in the solution is from about 1 ng/ml to about 10 µg/ml, for example from about 10 ng/ml to about 1 µg/ml. The formulations may be presented in unit-dose or multi-dose sealed containers, for example, ampoules and vials, and may be stored in a freeze-dried (lyophilised) condition requiring only the addition of the sterile liquid carrier, for example water for injections, immediately prior to use. Extemporaneous injection solutions and suspensions may be prepared from sterile powders, granules, and tablets. Formulations may be in the form of liposomes or other microparticulate systems which are designed to target the

active compound to blood components or one or more organs.

Dosage

It will be appreciated that appropriate dosages of the
5 active compounds, and compositions comprising the active
compounds, can vary from patient to patient. Determining
the optimal dosage will generally involve the balancing of
the level of therapeutic benefit against any risk or
deleterious side effects of the treatments of the present
10 invention. The selected dosage level will depend on a
variety of factors including, but not limited to, the
activity of the particular compound, the route of
administration, the time of administration, the rate of
excretion of the compound, the duration of the treatment,
15 other drugs, compounds, and/or materials used in
combination, and the age, sex, weight, condition, general
health, and prior medical history of the patient. The
amount of compound and route of administration will
ultimately be at the discretion of the physician, although
20 generally the dosage will be to achieve local concentrations
at the site of action which achieve the desired effect
without causing substantial harmful or deleterious side-
effects.

25 Administration *in vivo* can be effected in one dose,
continuously or intermittently (e.g., in divided doses at
appropriate intervals) throughout the course of treatment.
Methods of determining the most effective means and dosage
of administration are well known to those of skill in the
30 art and will vary with the formulation used for therapy, the
purpose of the therapy, the target cell being treated, and
the subject being treated. Single or multiple
administrations can be carried out with the dose level and
pattern being selected by the treating physician.

In general, a suitable dose of the active compound is in the range of about 100 µg to about 250 mg per kilogram body weight of the subject per day. Where the active compound is a salt, an ester, prodrug, or the like, the amount administered is calculated on the basis of the parent compound and so the actual weight to be used is increased proportionately.

10 Synthesis Data

The compounds of which the structures are shown in Table 1, with a number greater than 100 were synthesised according to the synthesised routes above - the characterisation data follows. The compounds in Table 1 with a number less than 15 100 are available from Maybridge plc, Cornwall, UK.

Route 1

(-A-B- = benzene ring)

20 **126**; Ar = 4-chlorophenyl

Yield, 31%; mpt. 218-220°C; δ_H 4.30 (2H, s), 7.30 (4H, s), 7.75-8.00 (3H, s), 8.25-8.45 (1H, m), 12.40 (1H, br s); m/z (M+H)⁺ 271 (100%), 273 (35%).

25 **129**; Ar = 4-bromophenyl

Yield, 59%; mpt. 232-235°C; δ_H 4.40 (2H, s), 7.30 (2H, d, $J = 8.7$ Hz), 7.45 (2H, d, $J = 8.7$ Hz), 7.60-7.95 (3H, m), 8.25-8.45 (1H, m), 12.40 (1H, br s); m/z (M+H)⁺ 314 (100%), 316 (95%).

30

131; Ar = 1-naphthyl

Yield, 58%; mpt. 228-231°C; δ_H 4.80 (2H, s), 7.25-8.50 (11H, m), 12.50 (1H, br s); m/z (M+H)⁺ 287 (100%).

132; Ar = 4-fluorophenyl

Yield, 54%; mpt. 194-197°C; δ_{H} 4.30 (2H, s), 7.10 (2H, d, J = 8.5 Hz), 7.25 (2H, d, J = 8.5 Hz), 7.25-7.50 (1H, m),
5 7.75-8.00 (2H, m), 8.25-8.45 (1H, m), 12.55 (1H, br s); m/z (M+H)⁺ 255 (100%).

138; Ar = 4-methoxyphenyl

Yield, 66%; mpt. 194-196°C; δ_{H} 3.70 (3H, s), 4.50 (2H, s),
10 6.85 (2H, d, J = 8.5 Hz), 7.30 (2H, d, J = 8.5 Hz), 7.70-8.00 (3H, m), 8.25-8.45 (1H, m), 12.50 (1H, br s); m/z (M+H)⁺ 267 (100%).

139; Ar = 4-methylphenyl

15 Yield, 80%; mpt. 205-207°C; δ_{H} 2.15 (3H, s), 4.25 (2H, s), 7.00-7.30 (4H, m), 7.60-7.95 (3H, m), 8.25-8.45 (1H, m), 12.60 (1H, br s); m/z (M+H)⁺ 251 (100%).

141; Ar = 2-fluorophenyl

20 Yield, 85%; mpt. 235-238°C; δ_{H} 4.40 (2H, s), 7.10-7.45 (4H, m), 7.70-8.05 (3H, m), 8.25-8.45 (1H, m), 12.40 (1H, br s); m/z (M+H)⁺ 255 (100%).

142; Ar = 2-methoxyphenyl

25 Yield, 74%; mpt. 158-160°C; δ_{H} 3.70 (3H, s), 4.25 (2H, s), 6.70-6.95 (3H, m), 7.10-7.35 (1H, m), 7.60-7.95 (3H, m), 8.45-8.55 (1H, m), 11.15 (1H, br s); m/z (M+H)⁺ 281 (100%).

145; Ar = phenyl

30 Yield, 85%; mpt. 201-204°C; δ_{H} 4.45 (2H, s), 7.20-7.45 (5H, m), 7.75-8.00 (3H, m), 8.25-8.45 (1H, m), 12.40 (1H, br s); m/z (M+H)⁺ 237 (100%).

151; Ar = 4-iodophenyl

Yield, 86%; mpt. 233-236°C; δ_{H} 4.20 (2H, s), 7.15 (2H, d, J = 8.2 Hz), 7.60 (2H, d, J = 8.2 Hz), 7.75-7.95 (3H, m), 8.25-8.45 (1H, m), 12.15 (1H, br s); m/z (M+H)⁺ 362 (100%).

5

159; Ar = 4-aminophenyl

Yield, 28%; mpt. 233-236°C; δ_{H} 4.15 (2H, s), 4.85 (2H, s), 6.50 (2H, d, J = 7.1 Hz), 7.00 (2H, d, J = 7.1 Hz), 7.75-7.95 (3H, m), 8.25-8.45 (1H, m), 12.50 (1H, br s); m/z

10 (M+H)⁺ 252 (100%).

160; Ar = 3-aminophenyl

Yield, 95%; mpt. 178-180°C; δ_{H} 4.15 (2H, s), 5.00 (2H, br s), 6.35-6.55 (3H, m), 6.80-7.05 (1H, m), 7.75-7.90 (3H, m), 8.25-8.40 (1H, m); m/z (M+H)⁺ 252 (100%).

15

163; Ar = 2-methylphenyl

Yield, 72%; mpt. 201-204°C; δ_{H} 2.15 (3H, s), 4.10 (2H, s), 6.95-7.25 (4H, m), 7.80-7.95 (3H, m), 8.25-8.45 (1H, m), 12.25 (1H, br s).

20

177; Ar = 4-pyridyl

Yield, 40%; mpt. 214-216°C; δ_{H} 4.25 (2H, s), 7.45 (2H, d, J = 5.7 Hz), 7.75-7.95 (3H, m), 8.25-8.45 (1H, m), 8.55 (2H, d, J = 5.7 Hz), 12.00 (1H, br s); m/z (M+H)⁺ 238 (100%).

25

178; Ar = 3-pyridyl

Yield, 62%; mpt. 196-199°C; δ_{H} 4.30 (2H, s), 7.25-7.45 (1H, m), 7.60-7.95 (4H, m), 8.25-8.45 (2H, m), 8.55 (1H, s), 12.15 (1H, br s); m/z (M+H)⁺ 238 (100%).

30

180; Ar = 3,4-methylenedioxyphenyl

Yield, 59%; mpt. 225-228°C; δ_{H} 4.25 (2H, s), 6.00 (2H, s), 6.85-7.00 (3H, m), 7.70-7.95 (3H, m), 8.25-8.45 (1H, m), 12.25 (1H, br s); m/z (M+H)⁺ 281 (100%).

5

186; Ar = 3-chlorophenyl

Yield, 69%; mpt. 192-194°C; δ_{H} 4.30 (2H, s), 7.30-7.50 (3H, s), 7.75-8.00 (3H, m), 8.25-8.45 (1H, m), 12.60 (1H, br s); m/z (M+H)⁺ 271 (100%), 273 (35%).

10

187; Ar = 3-benzyloxy-4-methoxyphenyl

Yield, 51%; mpt. 150-152°C; δ_{H} 3.60 (3H, s), 4.20 (2H, s), 5.05 (2H, s), 7.30-7.50 (3H, s), 7.55 (5H, s), 7.75-8.00 (3H, m), 8.25-8.45 (1H, m), 12.50 (1H, br s); m/z (M-H)⁺ 371 (100%).

15

191; Ar = 3-(trifluoromethyl)phenyl

Yield, 71%; mpt. 195-198°C; δ_{H} 4.30 (2H, s), 7.50-8.00 (7H, m), 8.25-8.45 (1H, m), 11.60 (1H, br s); m/z (M+H)⁺ 305 (100%).

20

192; Ar = 3-fluorophenyl

Yield, 70%; mpt. 187-190°C; δ_{H} 4.30 (2H, s), 6.90-7.45 (4H, m), 7.75-8.00 (3H, m), 8.25-8.45 (1H, m), 12.30 (1H, br s); m/z (M+H)⁺ 255 (65%).

25

193; Ar = 3-phenoxyphenyl

Yield, 52%; mpt. 146-148°C; δ_{H} 4.20 (2H, s), 6.80-7.50 (9H, m), 7.75-8.00 (3H, m), 8.25-8.45 (1H, m), 12.00 (1H, br s); m/z (M+H)⁺ 329 (45%).

30

194; Ar = 3-benzyloxyphenyl

Yield, 83%; mpt. 177-180°C; δ_{H} 4.20 (2H, s), 5.00 (2H, s),

6.80-7.50 (9H, m), 7.75-8.00 (3H, m), 8.25-8.45 (1H, m),
12.00 (1H, br s).

198; Ar = 3-amino-4-thiomorpholinophenyl

5 Yield, 6%; mpt. 235-238°C; δ_{H} 2.75 (4H, br s), 2.95 (4H, br s), 4.10 (2H, s), 4.65 (2H, s), 6.50-6.85 (3H, m), 7.75-8.00 (3H, m), 8.25-8.45 (1H, m), 12.50 (1H, s); m/z (M+H)⁺ 353 (100%).

10 **202**; Ar = 3,4-difluorophenyl

Yield, 70%; mpt. 186-191°C; δ_{H} 4.25 (2H, br s), 7.00-7.55 (3H, m), 7.75-8.00 (3H, m), 8.25-8.45 (1H, m), 12.50 (1H, s); m/z (M-H)⁺ 271 (100%).

15 **204**; Ar = 3-nitro-4-pyrrolidinophenyl

Yield, 1%; mpt. 268-270°C; δ_{H} 2.75 (4H, br s), 3.10 (4H, br s), 4.10 (2H, s), 6.85 (1H, d, $J = 8.15$ Hz), 7.45 (1H, dd, $J = <2$ Hz and 8.15 Hz), 7.75-8.00 (3H, m), 8.25-8.45 (1H, m), 12.50 (1H, s); m/z (M+H)⁺ 351 (100%).

20

211; Ar = 3-bromophenyl

Yield, 80%; mpt. 199-202°C; δ_{H} 4.35 (2H, s), 7.20-7.60 (4H, m), 7.75-8.00 (3H, m), 8.25-8.45 (1H, m), 12.40 (1H, s); m/z (M+H)⁺ 316 (95%) and 318 (100%).

25

222; Ar = 4-benzyloxy-3-methoxyphenyl

Yield, 29%; mpt. 173-175°C; δ_{H} 3.60 (3H, s), 4.10 (2H, s), 5.00 (2H, s), 6.60-6.95 (3H, m), 7.40 (5H, s), 7.75-8.00 (3H, m), 8.25-8.45 (1H, m), 12.50 (1H, s); m/z (M+H)⁺ 373 (100%).

30

241; Ar = 4-fluoro-3-methoxyphenyl

Yield, 55%; mpt. 211-214°C; δ_H 3.80 (3H, s), 4.25 (2H, s), 6.75-7.25 (3H, m), 7.75-8.00 (3H, m), 8.25-8.45 (1H, m), 12.50 (1H, s); m/z (M+H)⁺ 285 (100%).

5

248; Ar = 2-fluorophenyl

Yield, 86%; mpt. 234-236°C; δ_H 4.30 (2H, s), 4.65 (2H, s), 7.00-7.45 (4H, m), 7.75-8.00 (3H, m), 8.25-8.45 (1H, m), 12.50 (1H, s); m/z (M+H)⁺ 255 (100%).

10

249; Ar = 2-pyridyl

Yield, 84%; mpt. 180-184°C; δ_H 4.45 (2H, s), 7.10-7.45 (2H, m), 7.50-8.00 (4H, m), 8.25-8.45 (1H, m), 8.45-8.55 (1H, m), 12.50 (1H, s); m/z (M+H)⁺ 238 (100%).

15

266; Ar = 2-phenylethyl

Yield, 9%; m.pt. 124-126°C; m/z (M)⁺ 250 (70% purity).

276; Ar = 3-carboxyphenyl

20 Yield, 59%; m.pt. 277-280°C; δ_H 4.40 (2H, s), 7.3-8.0 (7H, m), 8.1-8.4 (1H, m) and 12.60 (1H, s); m/z (M+H)⁺ 281 (88% purity).

Route 2

25 279; R'' = 4-methyl

Yield, 5% over 7 stages; m.pt. 215-217°C; δ_H 2.20 (3H, s), 3.80 (3H, s), 4.40 (2H, s), 7.10 (4H, s), 7.40 (1H, dd), 7.70-7.90 (2H, m) and 12.60 (1H, br s); m/z (M+H)⁺ 281 (100% purity).

30

Route 3

(-A-B- = benzene ring)

Intermediate compound: dimethyl 3-oxobenzo[c]furan-1-

ylphosphonate Yield, 90%; m.pt. 95-96.5°C

283; Ar = phenyl, R^{L1} = propyl

Yield, 49% over 2 stages; m.pt. 158-159°C; δ_H 0.90 (3H, t),
1.0-1.5 (2H, m), 1.8-2.5 (2H, m), 4.40 (1H, t), 7.1-7.4 (5H,
5 m), 7.5-7.9 (3H, m), 8.4-8.6 (1H, m) and 12.0 (1H, br s);
m/z (M+H)⁺ 279 (98% purity).

284 (found to be a 7:1 mixture of pairs of
diastereoisomers); ArCOR^{L1} = 2-methylindanone

10 Yield, 46% over 2 stages; m.pt. 204-206°C; δ_H 0.70 and 1.10
(3H, 2 x d), 2.5-3.4 (3H, m), 4.50 and 5.1 (1H, 2 x d), 6.8-
7.3 (4H, m), 7.95 (3H, s), 8.3-8.5 (1H, m) and 12.5 (1H, br
s); m/z (M+H)⁺ 277 (100% purity over 2 pairs of
diastereoisomers).

15

285; Ar = phenyl, R^{L1} = methyl

Yield, 50% over 2 stages; m.pt. 169-171°C; δ_H 1.60 (3H, d),
4.80 (1H, q), 7.1-7.4 (5H, m), 7.7-7.9 (3H, m), 8.25-8.4
(1H, m) and 12.7 (1H, br s); m/z (M+H)⁺ 251 (100% purity).

20

Further derivatisation

(a)

164; 4-hydroxy

Yield, 99%; mpt. 231-234°C; δ_H 4.15 (2H, s), 6.60 (2H, d, J
25 = 8.0 Hz), 7.10 (2H, d, J = 8.0 Hz), 7.80-7.95 (3H, m),
8.25-8.45 (1H, m), 12.50 (1H, s); m/z (M+H)⁺ 253 (100%).

165; 3-hydroxy

Yield, 68%; mpt. 198-201°C; δ_H 4.15 (2H, s), 6.50-6.80 (3H,
30 m), 6.95-7.10 (1H, m), 7.80-7.95 (3H, m), 8.25-8.45 (1H,
m), 12.50 (1H, s); m/z (M+H)⁺ 253 (100%).

(b)

166; R'' = 4-NHC(=O)CH₃

Yield, 57%; mpt. 267-271°C; δ_{H} 2.00 (3H, s), 4.25 (2H, s),
7.25 (2H, d, $J = 7.7$ Hz), 7.55 (2H, d, $J = 7.7$ Hz), 7.75-
5 7.95 (3H, m), 8.25-8.45 (1H, m), 9.80 (1H, s), 12.50 (1H, br
s); m/z (M+H)⁺ 294 (100%).

167; R'' = 4-NHC(=O)Ph

Yield, 87%; mpt. 293-296°C; δ_{H} 4.25 (2H, s), 7.20-8.00 (12H,
10 m), 8.25-8.45 (1H, m), 10.15 (1H, s), 12.50 (1H, s); m/z
(M+H)⁺ 356 (100%).

169; R'' = 3-NHC(=O)-2-thienyl

Yield, 72%; mpt. 232-235°C; δ_{H} 4.25 (2H, s), 7.00-7.45 (3H,
15 m), 7.55-7.65 (2H, m), 7.75-7.95 (5H, m), 8.25-8.45 (1H, m),
10.10 (1H, s), 12.50 (1H, br s); m/z (M+H)⁺ 362 (100%).

170; R'' = 3-NHC(=O)-4-fluorophenyl

Yield, 68%; mpt. 257-261°C; δ_{H} 4.25 (2H, s), 7.00-7.50 (4H,
20 m), 7.55-8.25 (8H, m), 10.15 (1H, s), 12.50 (1H, br s); m/z
(M+H)⁺ 374 (100%).

171; R'' = 3-NHC(=O)Ph

Yield, 78%; mpt. 261-264°C; δ_{H} 4.25 (2H, s), 7.05-7.95 (12H,
25 m), 10.05 (1H, s), 12.50 (1H, s); m/z (M+H)⁺ 356 (100%).

172; R'' = 3-NHC(=O)CH₃

Yield, 55%; mpt. 270-272°C; δ_{H} 2.00 (3H, s), 4.25 (2H, s),
7.00-7.50 (4H, m), 7.75 (3H, s), 8.25-8.45 (1H, m), 9.80
30 (1H, s), 12.50 (1H, br s); m/z (M+H)⁺ 294 (100%).

233; R'' = 3-NHC(=O)CH(Et)Ph

Yield, 82%; m.pt. 150-154°C; δ_{H} 0.90 (3H, t), 1.50-2.25 (2H,

m), 3.20-3.55 (1H, m), 4.25 (2H, s), 7.0-7.90 (12H, m), 8.25-8.45 (1H, m), 9.95 (1H, br s) and 12.50 (1H, br s); m/z (M+H)⁺ 398 (88% purity).

5 (c) (i)

179; Yield, 45%; mpt. 161-164°C; δ_{H} 2.15 (3H, s), 4.25 (2H, s), 6.90-7.35 (4H, m), 7.75-7.95 (3H, s), 8.25-8.45 (1H, m), 12.50 (1H, br s); m/z (M+H)⁺ 295 (100%).

10 (c) (ii)

212; Yield, 55%; mpt. 184-187°C; δ_{H} 3.55 (2H, s), 7.10-7.50 (6H, m), 7.75-8.05 (3H, m), 8.10-8.45 (3H, m), 12.55 (1H, s).

15 (c) (iii)

213; Yield, 12%; mpt. 193-196°C; δ_{H} 2.20 (3H, s), 3.55 (2H, s), 7.10 (4H, dd, $J = 8.2$ Hz), 7.75-8.00 (3H, m), 8.25-8.45 (1H, m), 12.55 (1H, s).

20 (c) (iv)

289; R^E = n-C₉H₁₉; m/z (M+H)⁺ 407 (purity >95%)

290; R^E = 1-phenylsulphonylindol-3-yl

25 **291**; R^E = 4-(N,N-dipropylsulphamoyl)phenyl; m/z (M+H)⁺ 520 (purity >95%)

292; R^E = 2-(4-methoxyphenoxy)-5-nitrophenyl; m/z (M+H)⁺ 524 (purity >95%)

30

293; R^E = 4-(4-chlorophenylsulphonyl)-3-methyl-2-thienyl; m/z (M+H)⁺ 551 (purity >95%)

35 **294**; R^E = 5-(2,3-dihydrobenzo[b]furan-5-yl)-4-methylthiazol-5-yl; m/z (M+H)⁺ 496 (purity >95%)

- 295; R^E = 2-(2-thienyl)thiazol-4-yl; m/z (M+H)⁺ 446 (purity >95%)
- 5 296; R^E = 3-methyl-5-(5-methylisoxazol-3-yl)isoxazol-4-yl;
m/z (M+H)⁺ 443 (purity >95%)
- 298; R^E = 5-(4-chlorophenyl)-2-(trifluoromethyl)-3-furyl;
m/z (M+H)⁺ 525 (purity >95%)
- 10 299; R^E = 2-(4-methylphenylthio)-3-pyridyl
- 300; R^E = quinoxalin-6-yl; m/z (M+H)⁺ 409 (purity >85%)
- 15 601; R^E = 2-chloro-3,4-dimethoxystyryl; m/z (M+H)⁺ 477
(purity >90%)
- 602; R^E = 5-phenyloxazol-4-yl; m/z (M+H)⁺ 424 (purity >85%)
- 20 603; R^E = 1-benzyloxycarbonylpiperid-4-yl; m/z (M+H)⁺ 498
(purity >95%)
- 604; R^E = 1-(4-methoxyphenyl)-5-methylpyrazol-4-yl; m/z
(M+H)⁺ 467 (purity >95%)
- 25 605; R^E = 4-*n*-hexylphenyl; m/z (M+H)⁺ 441 (purity >95%)
- 607; R^E = 4-*n*-propylphenyl; m/z (M+H)⁺ 399 (purity >95%)
- 30 608; R^E = 6-fluoro-1,3-benzodioxan-8-yl; m/z (M+H)⁺ 433
purity >95%)

- 609; R^E = 2,4,5-trifluoro-3-methoxyphenyl; m/z (M+H)⁺ 441 (purity >95%)
- 5 610; R^E = cyclohexyl; m/z (M+H)⁺ 363 (purity >95%)
- 611; R^E = 4-bromo-1-ethyl-3-methylpyrazol-5-yl
- 612; R^E = 2-chloro-4-pyridyl; m/z (M+H)⁺ 392/394 (purity >95%)
- 10 613; R^E = cyclopropyl; m/z (M+H)⁺ 321 (purity >95%)
- 614; R^E = 5-methyl-2-(trifluoromethyl)-3-furyl; m/z (M+H)⁺ 429 (purity >95%)
- 15 615; R^E = cyclobutyl; m/z (M+H)⁺ 335 (purity >95%)
- 616; R^E = 2-chloro-6-methyl-4-pyridyl
- 20 617; R^E = 1-(4-chlorophenoxy)-1-methylethyl; m/z (M+H)⁺ 446/451 (purity >95%)
- 618; R^E = 2-thienyl; m/z (M+H)⁺ 363 (purity >90%)
- 25 619; R^E = 3,4-methylenedioxyphenyl; m/z (M+H)⁺ 401 (purity >95%)
- 620; R^E = *n*-heptyl; m/z (M+H)⁺ 379 (purity >95%)
- 30 621; R^E = 3-chloropropyl; m/z (M+H)⁺ 357/359 (purity >95%)
- 622; R^E = 5-methylisoxazol-3-yl; m/z (M+H)⁺ 362 (purity >95%)

623; R^E = 1-*t*-butyl-5-methylpyrazol-3-yl; m/z (M+H)⁺ 417
(purity >90%)

5 624; R^E = 3-phenylthiazol-4-yl; m/z (M+H)⁺ 440 (purity >95%)

625; R^E = 3-*t*-butyl-1-(2,4-dichlorobenzyl)pyrazol-5-yl

626; R^E = 1-chloroethyl

10

627; R^E = 3,4-dihydro-2*H*-1,5-benzodioxepin-7-yl

628; R^E = 1-ethylpentyl; m/z (M+H)⁺ 379 (purity >90%)

15 629; R^E = 1-benzyloxycarbonyl-2,3-dihydroindol-2-yl; m/z
(M+H)⁺ 532 (purity >90%)

630; R^E = 2-chloro-1,1-dimethylethyl; m/z (M+H)⁺ 371/373
(purity >95%)

20

631; R^E = 1-propenyl; m/z (M+H)⁺ 321 (purity >95%)

(d) (i)

215; Ar = phenyl

25 Yield, 31%; mpt. 254-257°C; δ_H 3.55 (2H, s), 6.80-7.50 (13H,
m), 7.85 (1H, s), 9.55 (1H, s); m/z (M+H)⁺ 371 (100%).

216; Ar = 4-fluorophenyl

30 Yield, 79%; mpt. 240-244°C; δ_H 3.55 (2H, s), 6.80-7.50 (12H,
m), 8.50 (1H, s), 9.55 (1H, s); m/z (M+H)⁺ 389 (100%).

(d) (ii)

206; Yield, 12%; mpt. 125-126.5°C; δ_H 2.65 (4H, br s), 3.70 (4H, br s), 4.20 (2H, s), 4.30 (4H, s), 7.00-7.15 (2H, m), 7.65-8.00 (3H, m), 8.25-8.45 (2H, m), 9.60 (1H, s), 12.55 (1H, s).

(d) (iii)

640; R^A = cyclobutyl

Yield, 77%; m/z (M+H)⁺ 334 (96% purity).

10

641; R^A = 5-methyl-2-(trifluoromethyl)-3-furyl

Yield, 50%; m/z (M+H)⁺ 428 (97% purity).

642; R^A = 4-bromo-1-ethyl-3-methylpyrazol-5-yl

15 Yield, 97%; m/z (M+H)⁺ 466/468 (100% purity).

643; R^A = 2-thienyl

Yield, 100%; m/z (M+H)⁺ 362 (93% purity).

20 644; R^A = 5-methylisoxazol-3-yl

Yield, 99%; m/z (M+H)⁺ 361 (100% purity).

645; R^A = 3,4-methylenedioxyphenyl

Yield, 100%; m/z (M+H)⁺ 400 (94% purity).

25

646; R^A = 1-*t*-butyl-5-methylpyrazol-3-yl

Yield, 96%; m/z (M+H)⁺ 416 (97% purity).

647; R^A = 1-ethylpentyl

30 Yield, 80%; m/z (M+H)⁺ 378 (100% purity).

648; R^A = *n*-heptyl

Yield, 76%; m/z (M+H)⁺ 378 (100% purity).

- 649; R^A = 1-chloroethyl
Yield, 65%; m/z (M+H)⁺ 342/344 (100% purity).
- 5 650; R^A = 1-propenyl
Yield, 91%; m/z (M+H)⁺ 320 (97% purity).
- 651; R^A = 3,4-dihydro-2H-1,5-benzodioxepin-7-yl
Yield, 93%; m/z (M+H)⁺ 428 (97% purity).
- 10 652; R^A = 2-chloro-6-methyl-4-pyridyl
Yield, 77%; m/z (M+H)⁺ 405/407 (100% purity).
- 653; R^A = 2-chloro-4-pyridyl
15 Yield, 87%; m/z (M+H)⁺ 391/393 (100% purity).
- 654; R^A = 1-(4-chlorophenoxy)-1-methylethyl
Yield, 89%; m/z (M+H)⁺ 448/450 (100% purity).
- 20 655; R^A = 4-(trifluoromethoxy)phenyl
Yield, 100%; m/z (M+H)⁺ 440 (100% purity).
- 656; R^A = cyclohexyl
Yield, 75%; m/z (M+H)⁺ 362 (97% purity).
- 25 657; R^A = 6-fluoro-1,3-benzodioxan-8-yl
Yield, 87%; m/z (M+H)⁺ 432 (97% purity).
- 658; R^A = 4-propylphenyl
30 Yield, 79%; m/z (M+H)⁺ 398 (100% purity).
- 659; R^A = 2,4,5-trifluoro-3-methoxyphenyl
Yield, 83%; m/z (M+H)⁺ 440 (100% purity).

667; R^A = 2-chloro-3,4-dimethoxystyryl

Yield, 76%; m/z (M+H)⁺ 476/478 (100% purity).

668; R^A = 4-hexylphenyl

5 Yield, 63%; m/z (M+H)⁺ 440 (100% purity).

669; R^A = 2-(4-methylphenoxy)-3-pyridyl

Yield, 41%; m/z (M+H)⁺ 463 (97% purity).

10 670; R^A = 2-(4-methylphenylthio)-3-pyridyl

Yield, 100%; m/z (M+H)⁺ 479 (88% purity).

671; R^A = quinoxalin-6-yl

Yield, 86%; m/z (M+H)⁺ 408 (100% purity).

15

672; R^A = 1-benzyloxycarbonylpiperid-4-yl

Yield, 84%; m/z (M+H)⁺ 497 (95% purity).

673; R^A = 1-(4-methoxyphenyl)-5-methylpyrazol-4-yl

20 Yield, 76%; m/z (M+H)⁺ 466 (97% purity).

674; R^A = 5-(2-pyridyl)-2-thienyl

Yield, 66%; m/z (M+H)⁺ 439 (100% purity).

25 675; R^A = 5-phenyloxazol-4-yl

Yield, 63%; m/z (M+H)⁺ 423 (100% purity).

676; R^A = 3-methyl-5-(5-methylisoxazol-3-yl)isoxazol-4-yl

Yield, 49%; m/z (M+H)⁺ 442 (100% purity).

30

677; R^A = 2-(2-thienyl)isothiazol-4-yl

Yield, 70%; m/z (M+H)⁺ 445 (100% purity).

678; R^A = 2-(2,3-dihydrobenzo[b]furan-5-yl)-4-methylthiazol-5-yl

Yield, 96%; m/z (M+H)⁺ 495 (100% purity).

5 679; R^A = 5-(4-chlorophenyl)-2-(trifluoromethyl)-3-furyl

Yield, 95%; m/z (M+H)⁺ 524/526 (98% purity).

680; R^A = 3,5-bis-(trifluoromethyl)phenyl

Yield, 69%; m/z (M+H)⁺ 492 (100% purity).

10

681; R^A = 4-(4-chlorophenylsulphonyl)-3-methyl-2-thienyl

Yield, 45%; m/z (M+H)⁺ 550/552 (100% purity).

682; R^A = 1-benzyl-3-*t*-butylpyrazol-5-yl

15 Yield, 94%; m/z (M+H)⁺ 492 (98% purity).

683; R^A = 1-phenylsulphonylindol-3-yl

Yield, 90%; m/z (M+H)⁺ 535 (100% purity).

20 684; R^A = *n*-nonyl

Yield, 75%; m/z (M+H)⁺ 406 (94% purity).

685; R^A = 2-(4-methoxyphenoxy)-5-nitrophenyl

Yield, 98%; m/z (M+H)⁺ 523 (100% purity).

25

686; R^A = propyl

Yield, 56%; m/z (M+H)⁺ 322 (92% purity).

687; R^A = ethyl

30 Yield, 68%; m/z (M+H)⁺ 308 (97% purity).

688; R^A = 1-methylethyl

Yield, 100%; m/z (M+H)⁺ 322 (100% purity).

(d) (iv)

691; R = 6-fluoro-1,3-benzodioxan-8-yl

Yield, 100%; m.pt. 250-254°C (shrinks 142-146°C); m/z (M+H)⁺
5 447 (100% purity).

692; R = 3,4-dihydro-2H-1,5-benzodioxepin-7-yl

Yield, 71%; m.pt. 205-208°C; m/z (M+H)⁺ 443 (100% purity).

10 **693**; R = 1-benzyloxycarbonylpiperid-4-yl

Yield, 78%; m.pt. 216-219°C; m/z (M+H)⁺ 512 (100% purity).

694; R = propyl

Yield, 75%; m.pt. 205-208°C; δ_{H} 0.80 (3H, t), 1.2-1.7 (2H,
15 m), 3.0 (2H, q), 4.20 (2H, s), 6.0 (1H, br s), 6.8-7.3 (4H,
m), 7.7-7.95 (3H, m), 8.3-8.45 (2H, m) and 12.55 (1H, s);
m/z (M+H)⁺ 337 (100% purity).

698; R = 2,3-dihydrobenzo[b]furan-5-yl

20 Yield, 88%; m.pt. 251-254°C; δ_{H} 3.1 (2H, t), 4.25 (2H, s),
4.5 (2H, t), 6,6 (1H, d), 6.8-6.4 (6H, m), 7.7-7.9 (3H, m),
8.2-8.4 (2H, m), 9.0 (1H, s) and 12.55 (1H, s); m/z (M+H)⁺
413 (94% purity).

25 **699**; R = 3-methoxyphenyl

Yield, 67%; m.pt. 195-200°C; δ_{H} 3.7 (3H, s), 4.25 (2H, s),
6.4-6.6 (1H, m), 6.8-7.3 (7H, m), 9.7-9.9 (3H, m), 8.2-8.4
(1H, m), 8.6-8.7 (2H, m) and 12.25 (1H, s); m/z (M+H)⁺ 401
(100% purity).

30

700; R = 2-(trifluoromethoxy)phenyl

Yield, 84%; m.pt. 229-231°C; δ_{H} 4.25 (2H, s), 6.9-7.3 (7H,

m), 9.7-9.9 (3H, m), 8.2-8.4 (3H, m) 11.25 (1H, s) and 12.25 (1H, s); m/z (M+H)⁺ 455 (100% purity).

701; R = 5-methyl-3-phenylisoxazol-4-yl

5 Yield, 39%; m.pt. 256-258°C; m/z (M+H)⁺ 452 (97% purity).

704; R = 2-ethoxyphenyl

Yield, 77%; m.pt. 174-178°C; m/z (M+H)⁺ 415 (100% purity).

10 **705**; R = 4-butylphenyl

Yield, 78%; m.pt. 201-205°C; δ_H 0.80 (3H, t), 1.0-1.8 (4H, m), 2.5 (2H, m), 4.25 (2H, s), 6.9-7.4 (8H, m), 9.7-9.9 (3H, m), 8.2-8.6 (3H, m) and 12.25 (1H, s); m/z (M+H)⁺ 427 (100% purity).

15

706; R = butyl

Yield, 65%; m.pt. 225-227°C; m/z (M+H)⁺ 351 (96% purity).

(d) (v) (a)

20 **697**; R = methyl

Yield, 78%; m.pt. 192-194°C; m/z (M+H)⁺ 330 (100% purity).

(d) (v) (b)

702; R = 4-acetamidophenyl

25 Yield, 67%; m.pt. 263-265°C; m/z (M+H)⁺ 449 (97% purity).

703; R = 5-(2-pyridyl)-2-thienyl

Yield, 80%; m.pt. 258-261°C; m/z (M+H)⁺ 475 (100% purity).

30 (e)

227; Yield, 31%; mpt. 124-125.5°C; δ_H 4.25 (2H, s), 7.20-7.50 (4H, m), 7.60-8.45 (8H, m), 10.20 (1H, m), 12.55 (1H,

m); m/z (M-H)⁺ 372 (20%).

(f)

239; Yield, 68%; mpt. 230-232°C; δ_H 3.65 (2H, s), 4.10 (3H, s), 6.50-7.00 (3H, m), 7.75-8.00 (3H, m), 8.25-8.45 (1H, m), 8.50-9.00 (1H, br s), 12.50 (1H, br s); m/z (M+H)⁺ 283 (100%).

(g)

247; Yield, 89%; mpt. 228-231°C; δ_H 4.25 (2H, s), 6.60-7.05 (3H, m), 7.80-8.00 (3H, m), 8.25-8.45 (1H, m), 9.80 (1H, s), 12.55 (1H, s); m/z (M+H)⁺ 271 (65%).

(h)

277; Yield, 36%; m.pt. 157-162°C; δ_H 3.80 (3H, s), 4.40 (2H, s), 7.3-8.0 (7H, m), 8.2-8.4 (1H, m) and 12.60 (1H, s).

(i)

278; Yield, 6%; m.pt. 131-139°C; δ_H 4.40 (2H, s), 7.3-7.9 (12H, m), 8.2-8.4 (1H, m), 10.20 (1H, s) and 12.60 (1H, s); m/z (M+H)⁺ 356 (79% purity).

(j)

253; R^{N1}R^{N2}NH = morpholine

Yield, 19% over 2 stages; m.pt. 118-120°C; δ_H 2.3-2.6 (4H, m), 2.7-2.9 (4H, m), 3.4-3.9 (10H, m) 4.35 (2H, s), 7.0-8.3 (11H, m) 9.70 (1H, s) and 12.30 (1H, s); m/z (M+H)⁺ 540 (95% purity).

254; R^{N1}R^{N2}NH = pyrrolidine

Yield, 42% over 2 stages; m.pt. 110-113°C; δ_H 1.6-1.8 (4H, m), 2.3-2.6 (4H, m), 2.7-2.9 (4H, m), 3.6-3.9 (6H, m), 4.35 (2H, s), 7.2-8.3 (11H, m) 9.70 (1H, s) and 12.60 (1H, s).

(k)

265;

Yield, 46%; m.pt. decomposes >75°C; δ_{H} 1.9-2.2 (2H, m), 2.7-
5 2.85 (4H, m), 3.5-3.9 (8H, m), 4.20 (2H, s), 7.0 (1H, s),
7.7-8.2 (6H, m), 8.80 (1H, s) and 12.50 (1H, s).

Biological Testing

In order to assess the inhibitory action of the compounds,
10 the following assay was used to determine IC₅₀ values.

Mammalian PARP, isolated from Hela cell nuclear extract, was
incubated with Z-buffer (25mM Hepes (Sigma); 12.5 mM MgCl₂
(Sigma); 50mM KCl (Sigma); 1 mM DTT (Sigma); 10% Glycerol
15 (Sigma) 0.001% NP-40 (Sigma); pH 7.4) in 96 well FlashPlates
(TRADE MARK) (NEN, UK) and varying concentrations of said
inhibitors added. All compounds were diluted in DMSO and
gave final assay concentrations of between 10 and 0.01 μM ,
with the DMSO being at a final concentration of 1% per well.
20 The total assay volume per well was 40 μl .

After 10 minutes incubation at 30°C the reactions were
initiated by the addition of a 10 μl reaction mixture,
containing NAD (5 μM), ³H-NAD and 30mer double stranded DNA-
25 oligos. Designated positive and negative reaction wells were
done in combination with compound wells (unknowns) in order
to calculate % enzyme activities. The plates were then
shaken for 2 minutes and incubated at 30°C for 45 minutes.

30 Following the incubation, the reactions were quenched by the
addition of 50 μl 30% acetic acid to each well. The plates
were then shaken for 1 hour at room temperature.

The plates were transferred to a TopCount NXT (TRADE MARK) (Packard, UK) for scintillation counting. Values recorded are counts per minute (cpm) following a 30 second counting of each well.

5

The % enzyme activity for each compound is then calculated using the following equation:

$$\% \text{ Inhibition} = 100 - \left(100 \times \frac{(\text{cpm of unknowns} - \text{mean negative cpm})}{(\text{mean positive cpm} - \text{mean negative cpm})} \right)$$

10

Some results are detailed below in Table 1 as IC₅₀ values (the concentration at which 50% of the enzyme activity is inhibited), which are determined over a range of different concentrations, normally from 10 μM down to 0.01 μM. Such IC₅₀ values are used as comparative values to identify increased compound potencies.

15

For comparison, the IC₅₀ of 100 (1(2H)-phthalazinone was determined using the above test to be 7.2 μM.

20

Table 1

Compound	IC ₅₀ (μM)
126	1.8
129	1.6
132	0.7
141	1.4
151	1.8
186	1.1
191	1.3
211	0.4
248	1.0
139	1.7
163	1.8
192	1.4
138	1.2
142	0.7

193	1.0
194	1.4
164	1.8
165	0.3
276	2.5
277	0.6
159	3.5
160	1.3
166	4.1
167	1.6
227	0.4
169	0.6
170	0.4
171	0.6
172	0.09
215	4.0
216	0.3
206	1.2
179	0.04
212	0.9
213	4.4
239	0.6
180	1.3
222	2.2
247	0.5
241	0.9
198	3.8
204	0.7
202	0.07
131	4.4
177	0.8
178	0.2
249	0.7
145	0.8
90	0.9
91	3.3
92	1.3
93	2.1

The following compounds were tested and had IC₅₀s of less than, or equal to, 1 μ M: 233, 278, 279, 294, 295, 601, 604, 624, 640-659, 667-678 and 680-706.

5

The following compounds were tested and had IC₅₀s of less than, or equal to, 3 μ M: 253, 254, 265 and 619.

The following compounds were tested and had IC₅₀s of less than, or equal to, 5 µM: 266, 283, 284 and 285.

The Dose Enhancing Factor (DEF) is a ratio of the enhancement of cell growth inhibition elicited by the test compound in the presence of bleomycin compared to bleomycin alone. The test compounds were used at a fixed concentration of 25 µM. Bleomycin was used at a concentration of 0.5 µg/ml. The DEF was calculated from the formula:

$$\frac{\text{Growth}_{\text{TC}}}{\text{Growth}_{\text{Control}}} \times \frac{\text{Growth}_{\text{bleo}}}{\text{Growth}_{(\text{bleo} + \text{TC})}}$$

where Growth_{TC} is cell growth in presence of the test compound;
Growth_{Control} is cell growth of control cells;
Growth_{bleo} is cell growth in presence of bleomycin; and
Growth_(bleo+TC) is cell growth in presence of bleomycin and the test compound.

Cell growth was assessed using the sulforhodamine B (SRB) assay (Skehan, P., et al., 1990, *J. Natl. Cancer Inst.*, **82**, 1107-1112). 2,000 HeLa cells were seeded into each well of a flat-bottomed 96-well microtiter plate in a volume of 100 µl and incubated for 6 hours at 37°C. Cells were either replaced with media alone or with media containing the test compound at a final concentration of 25 µM. Cells were allowed to grow for a further 1 hour before the addition of bleomycin to either untreated cells or test compound treated cells. Cells untreated with either bleomycin or test compound were used as a control. Cells treated with test compound alone were used to assess the growth inhibition by the test compound.

Cells were left for a further 16 hours before replacing the media and allowing the cells to grow for a further 72 hours at 37°C. The media was then removed and the cells fixed

5 with 100µl of ice cold 10% (w/v) trichloroacetic acid. The plates were incubated at 4°C for 20 minutes and then washed four times with water. Each well of cells was then stained with 100µl of 0.4% (w/v) SRB in 1% acetic acid for 20

10 minutes before washing four times with 1% acetic acid. Plates were then dried for 2 hours at room temperature. The dye from the stained cells was solubilized by the addition of 100µl of 10mM Tris Base into each well. Plates were gently shaken and left at room temperature for 30 minutes before measuring the optical density at 564nm on a

15 Microquant microtiter plate reader.

Some results are shown in Table 2.

Table 2

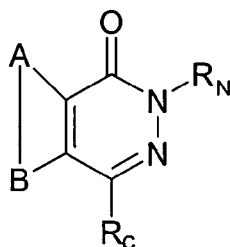
Compound	DEF
126	1.9
129	1.3
132	2.3
141	1.6
151	1.9
186	1.6
191	1.5
211	1.4
248	1.2
139	1.4
163	1.3
192	1.4
138	1.3
142	1.6
193	2.2
194	1.6
164	1.3
165	1.3
160	1.5
166	1.4
227	2.6
169	1.5
170	2.6
171	1.8
172	1.4
215	1.4
216	1.3
206	1.2
179	1.4
212	2.3
213	1.3
180	1.2
222	1.2
198	2.3
204	1.6
131	1.3
177	1.2
178	1.9
145	1.8
90	1.8
91	1.4
92	1.5
93	1.3

The following compounds were tested and had DEFs of greater than 1: 233, 249, 254, 265, 278, 279, 283, 284, 640, 645, 648-654, 655-658, 667, 671, 672, 678, 680, 683, 684 and
5 686-688.

CLAIMS

1. The use of a compound of the formula:

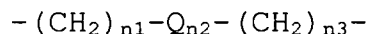
5



10 and isomers, salts, solvates, chemically protected forms, and prodrugs thereof, in the preparation of a medicament for inhibiting the activity of PARP, wherein:

A and B together represent an optionally substituted, fused aromatic ring;

15 R_C is represented by $-L-R_L$, where L is of formula:



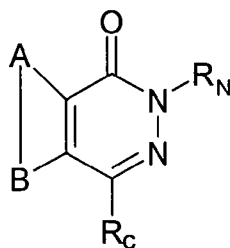
wherein n_1 , n_2 and n_3 are each selected from 0, 1, 2 and 3, the sum of n_1 , n_2 and n_3 is 1, 2 or 3 and Q is selected from O, S, NH or C(=O); and R_L is an optionally substituted C_{5-20}

20 aryl group; and

R_N is hydrogen.

2. The use of a compound of the formula:

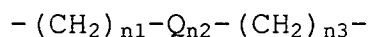
25



30 and isomers, salts, solvates, chemically protected forms, and prodrugs thereof, in the preparation of a medicament for use as an adjunct in cancer therapy, wherein:

A and B together represent an optionally substituted, fused aromatic ring;

R_C is represented by $-L-R_L$, where L is of formula:



wherein n_1 , n_2 and n_3 are each selected from 0, 1, 2 and 3, the sum of n_1 , n_2 and n_3 is 1, 2 or 3 and Q is selected from
 5 O, S, NH or C(=O); and R_L is an optionally substituted C_{5-20} aryl group; and
 R_N is hydrogen.

3. The use according to claim 2, wherein the adjunct is
 10 for use in combination with ionizing radiation.
4. The use according to claim 2, wherein the adjunct is for use in combination with chemotherapeutic agents.
- 15 5. The use according to any one of claims 1 to 4, wherein the fused aromatic ring(s) represented by $-A-B-$ consists of solely carbon ring atoms.
6. The use according to claim 5, wherein the fused
 20 aromatic ring represented by $-A-B-$ is benzene.
7. The use according to either claim 5 or claim 6, wherein said rings are unsubstituted.
- 25 8. The use according to any one of claims 1 to 7, wherein L of formula:
 $-(CH_2)_{n_1}-Q_{n_2}-$,
 where n_1 is selected from 0, 1, 2 and 3 and n_2 is selected from 0 and 1, where the sum of n_1 and n_2 is 1, 2 or 3.
 30
9. The use according to claim 8, wherein n_1 is 1.
10. The use according to claim 9, wherein L is $-CH_2-$.

11. The use according to any one of the preceding claims, wherein R_L is a benzene ring.

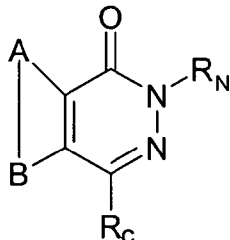
12. The use according to claim 11, wherein R_L is substituted by one or more substituents selected from the group consisting of: C_{1-7} alkyl; C_{5-20} aryl; C_{3-20} heterocyclyl; halo; hydroxy; ether; nitro; cyano; carbonyl groups; amino; acylamido; acyloxy; thiol; thioether; sulfoxide; and sulfone.

10

13. The use according to claim 12, wherein R_L is substituted by a substituent selected from the group consisting of: acylamido, ureido, sulfonamino, and acyloxy.

14. A pharmaceutical composition comprising a compound of the formula:

20



or an isomer, salt, solvate, chemically protected form, and prodrug thereof, wherein:

25 A and B together represent an optionally substituted, fused aromatic ring;

R_C is $-CH_2-R_L$;

R_L is optionally substituted phenyl; and

R_N is hydrogen,

30 and a pharmaceutically acceptable carrier or diluent.

15. A pharmaceutical composition according to claim 14, wherein

the fused aromatic ring(s) represented by -A-B- consists of

solely carbon ring atoms.

16. A pharmaceutical composition according to claim 15,
 5 wherein the fused aromatic ring represented by -A-B- is
 benzene.

17. A pharmaceutical composition according to either claim
 15 or claim 16, wherein said rings are unsubstituted.

10 18. A pharmaceutical composition according to any one of
 claims claim 14 to 17, wherein R_L is substituted by one or
 more substituents selected from the group consisting of:
 C₁₋₇ alkyl; C₅₋₂₀ aryl; C₃₋₂₀ heterocyclyl; halo; hydroxy;
 ether; nitro; cyano; carbonyl groups; amino; acylamido;
 15 acyloxy; thiol; thioether; sulfoxide; and sulfone.

19. A pharmaceutical composition according to claim 18,
 wherein R_L is substituted by a substituent selected from the
 group consisting of: acylamido, ureido, sulfonamino, and
 20 acyloxy.

20. A compound of the formula:



or an isomer, salt, solvate, chemically protected form, and
 30 prodrug thereof, wherein:

A and B together represent an optionally substituted, fused
 aromatic ring;

R_C is $-CH_2-R_L$;

R_L is optionally substituted phenyl; and

R_N is hydrogen,
for use in a method of treatment of the human or animal
body.

- 5 21. A compound according to claim 20, wherein
the fused aromatic ring(s) represented by -A-B- consists of
solely carbon ring atoms.
22. A compound according to claim 21, wherein the fused
10 aromatic ring represented by -A-B- is benzene.
23. A compound according to either claim 21 or claim 22,
wherein said rings are unsubstituted.
- 15 24. A compound according to any one of claims 20 to 23,
wherein R_L is substituted by one or more substituents
selected from the group consisting of: C_{1-7} alkyl; C_{5-20}
aryl; C_{3-20} heterocyclyl; halo; hydroxy; ether; nitro; cyano;
carbonyl groups; amino; acylamido; acyloxy; thiol;
20 thioether; sulfoxide; and sulfone.
25. A compound according to claim 24, wherein R_L is
substituted by a substituent selected from the group
consisting of: acylamido, ureido, sulfonamino, and acyloxy.
- 25 26. A compound of the formula:



or an isomer, salt, solvate, chemically protected form, and
prodrug thereof, wherein:

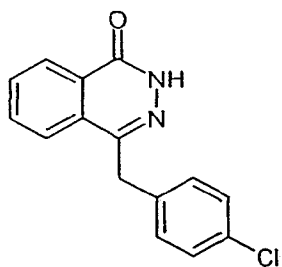
A and B together represent an optionally substituted, fused aromatic ring;

R_C is -CH₂-R_L;

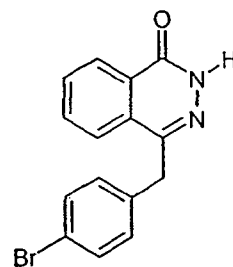
R_L is phenyl substituted by a substituent selected from the group consisting of: C₃₋₂₀ heterocyclyl; hydroxy; carbonyl groups; ureido; sulfonamino; and acyloxy and optionally further substituted; and

R_N is hydrogen.

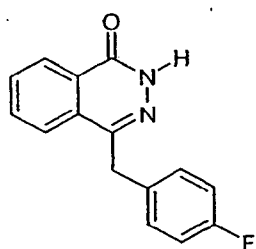
1/19



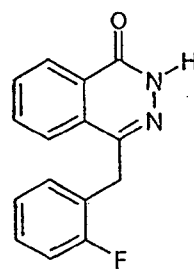
126



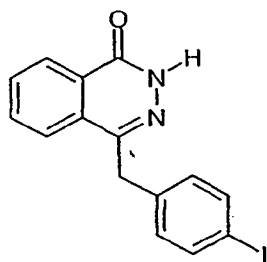
129



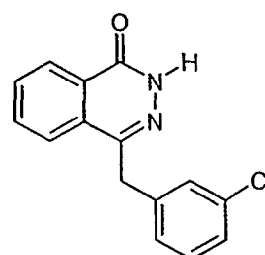
132



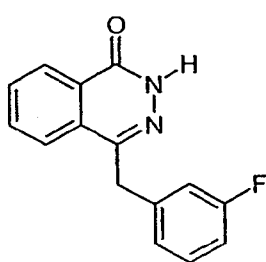
141



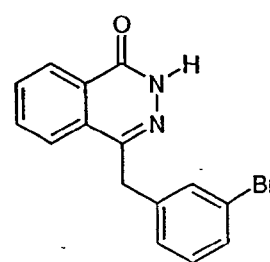
151



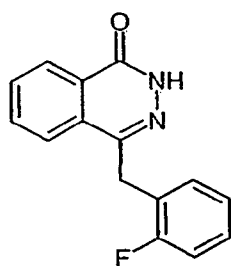
186



191

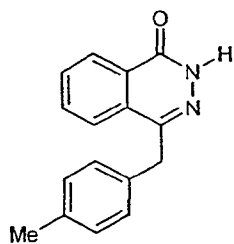


211

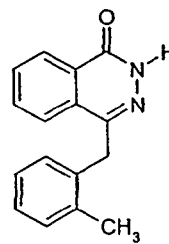


248

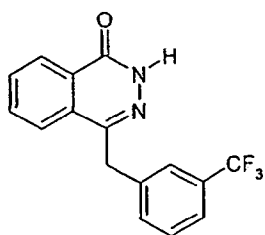
Figure 1



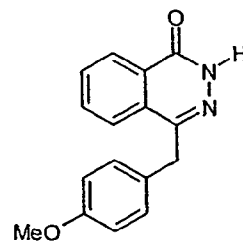
139



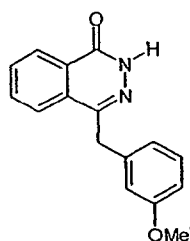
163



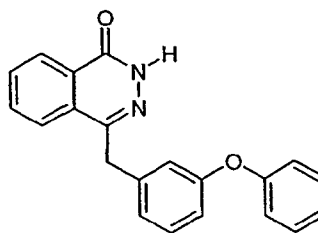
192



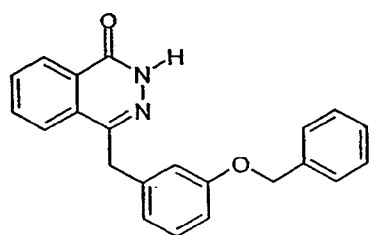
138



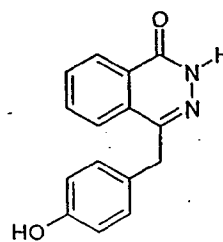
142



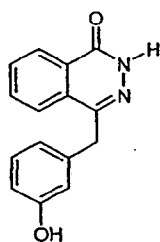
193



194



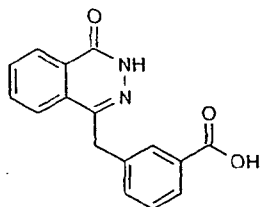
164



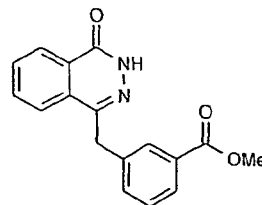
165

Figure 2

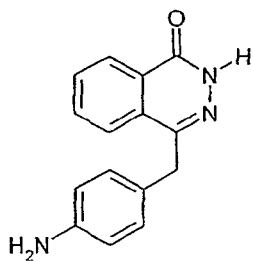
3/19



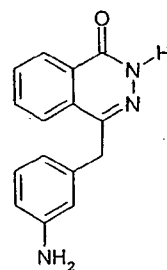
276



277



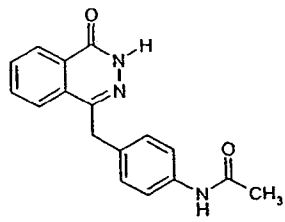
159



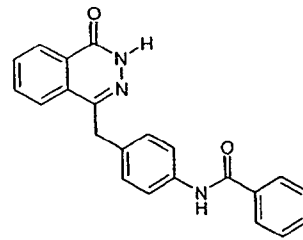
160

Figure 3

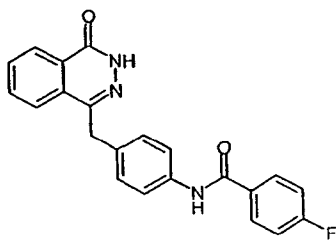
4/19



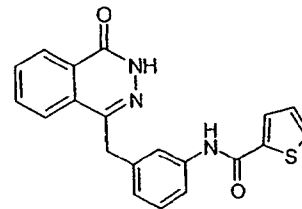
166



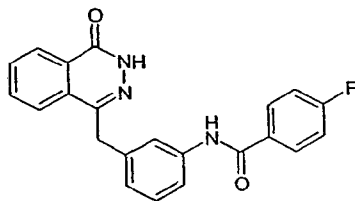
167



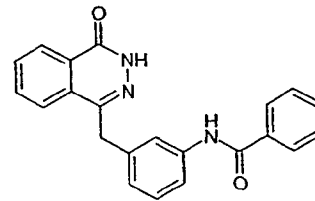
227



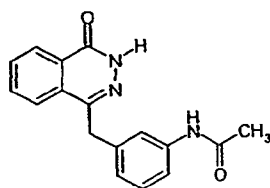
169



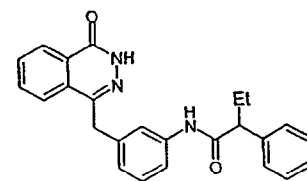
170



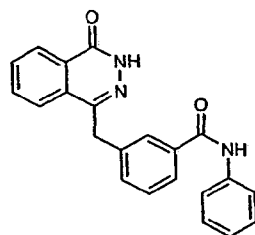
171



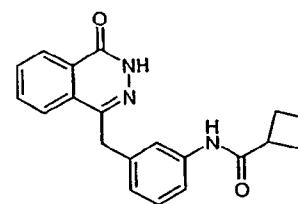
172



233

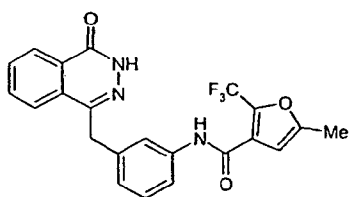


278

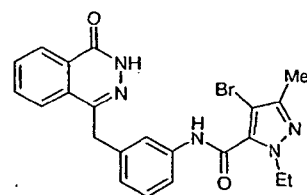


640

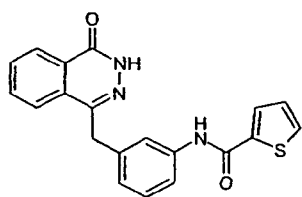
Figure 4



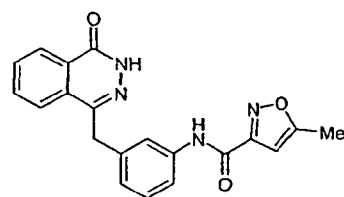
641



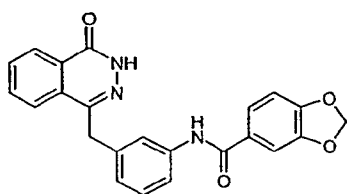
642



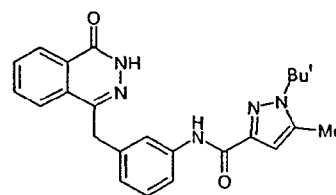
643



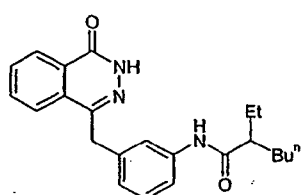
644



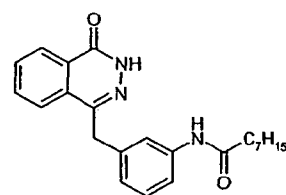
645



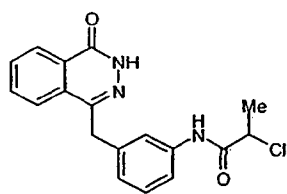
646



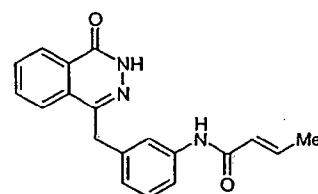
647



648



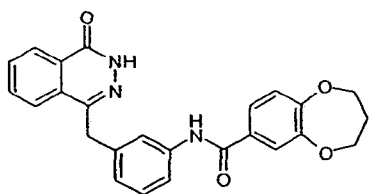
649



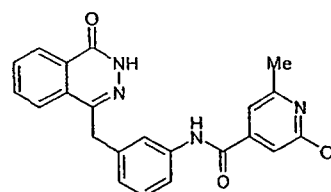
650

Figure 5

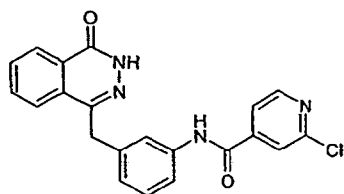
6/19



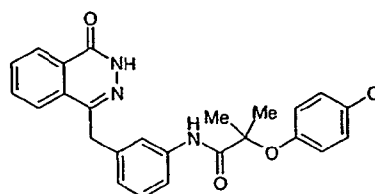
651



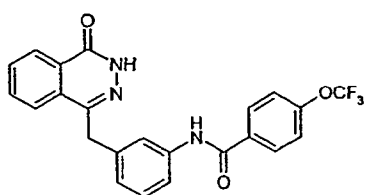
652



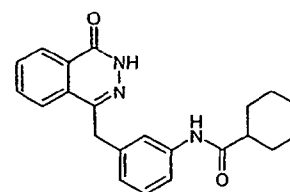
653



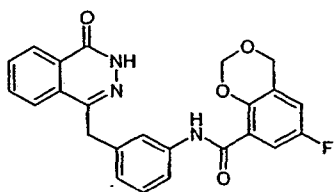
654



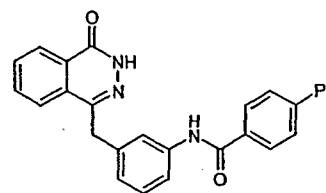
655



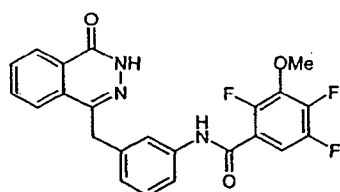
656



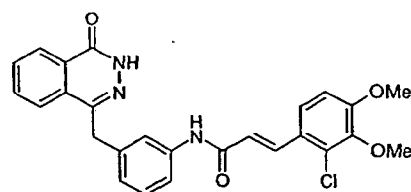
657



658



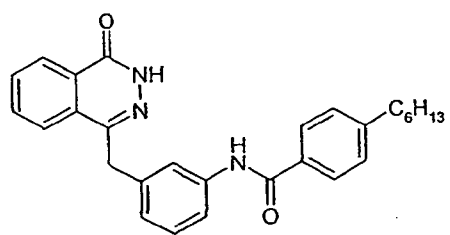
659



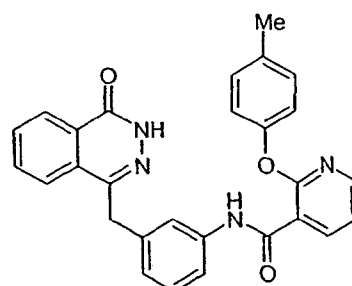
667

Figure 6

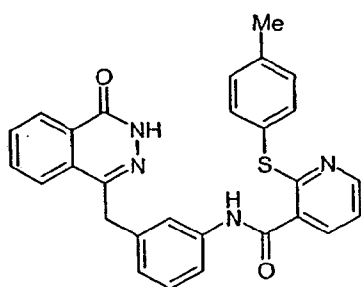
7/19



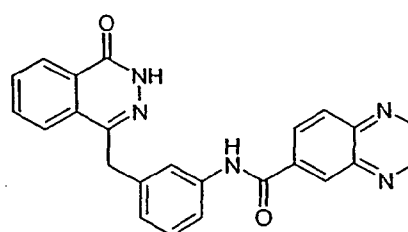
668



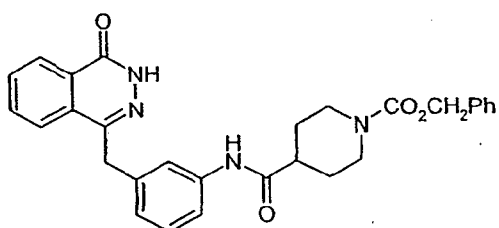
669



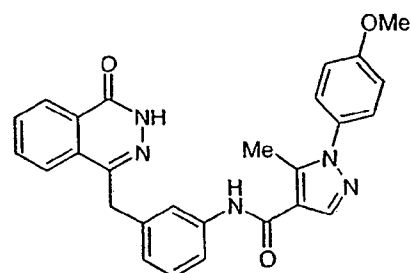
670



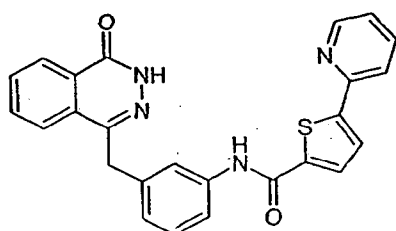
671



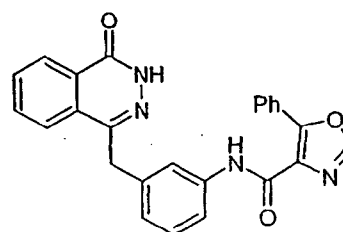
672



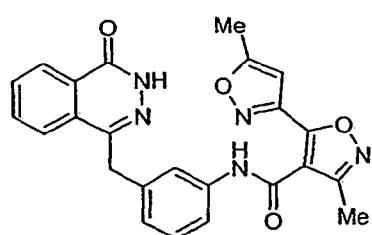
673



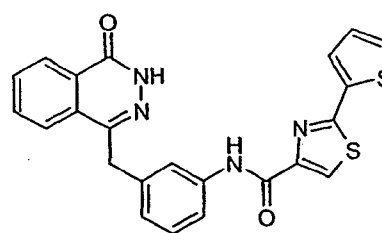
674



675



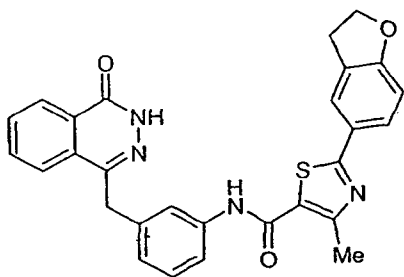
676



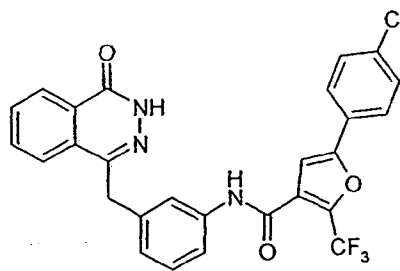
677

Figure 7

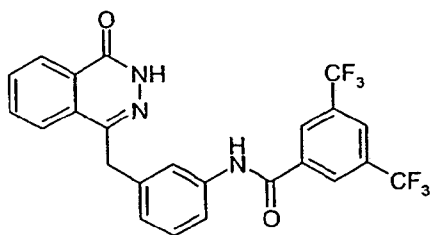
8/19



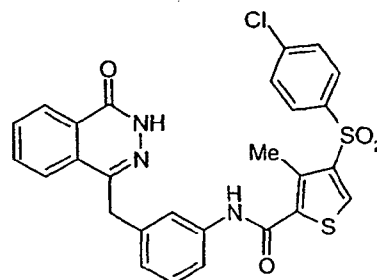
678



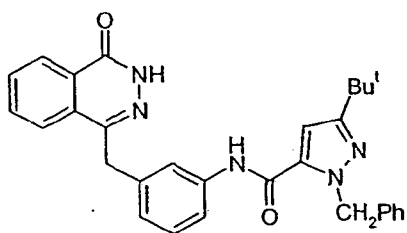
679



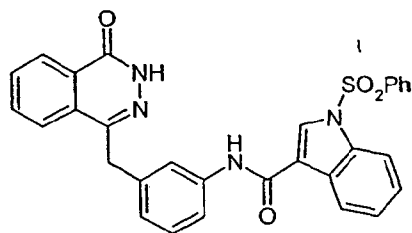
680



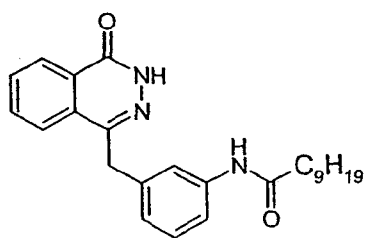
681



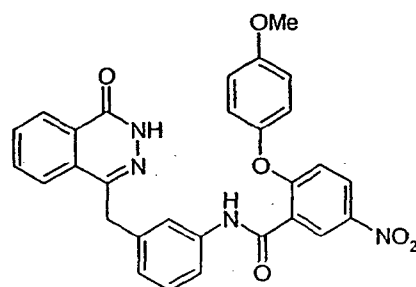
682



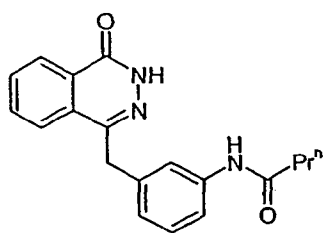
683



684



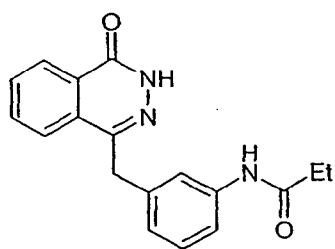
685



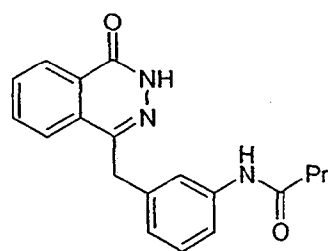
686

Figure 8

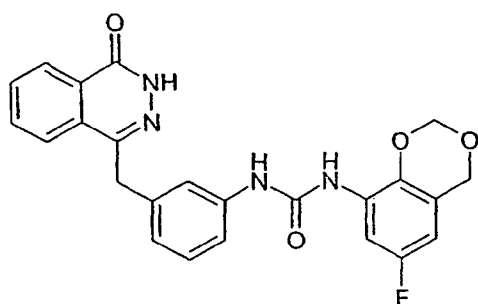
9/19



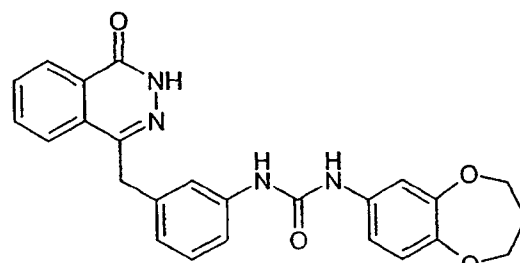
687



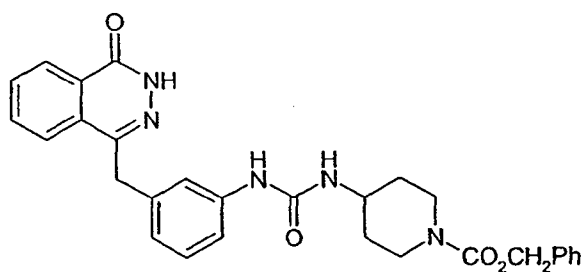
688



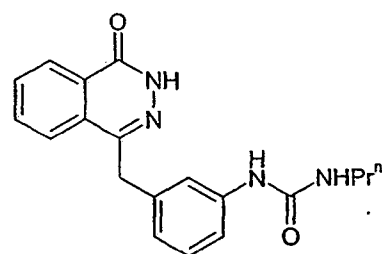
691



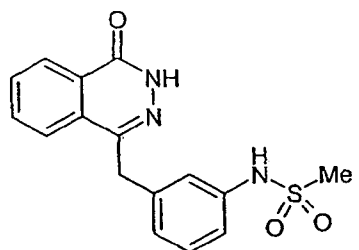
692



693



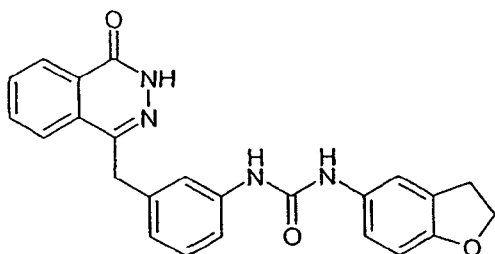
694



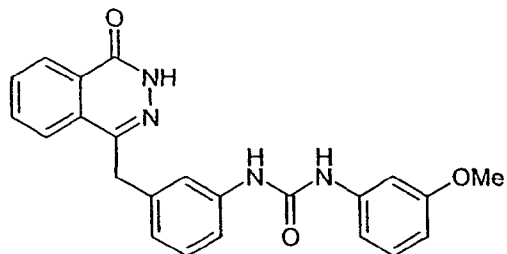
697

Figure 9

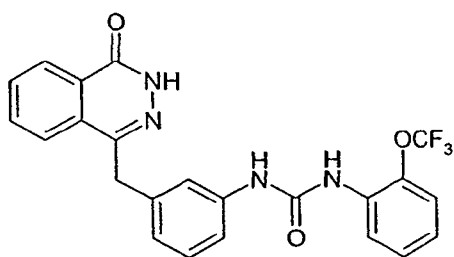
10/19



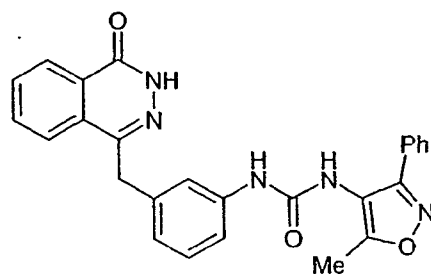
698



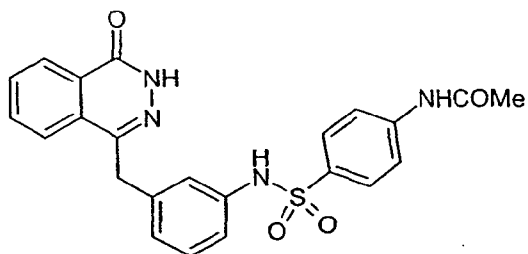
699



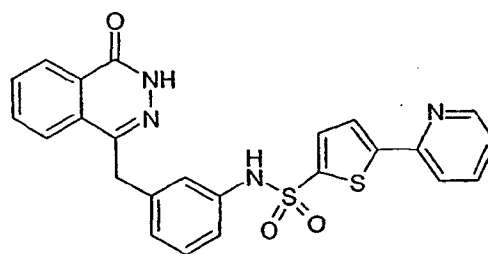
700



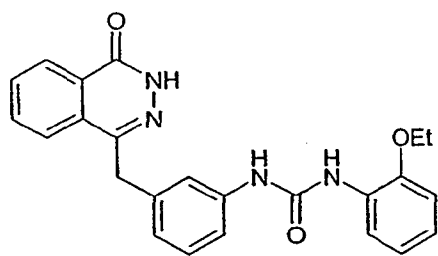
701



702



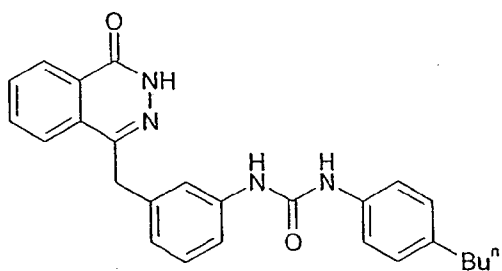
703



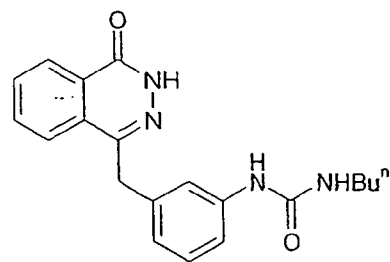
704

Figure 10

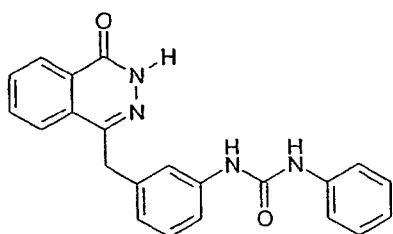
11/19



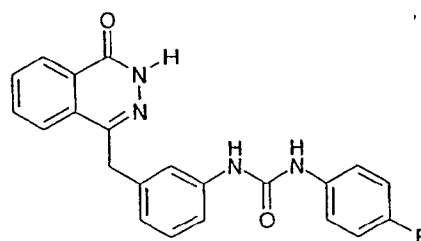
705



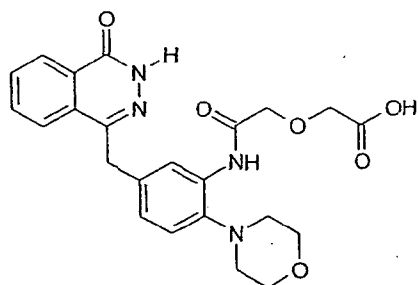
706



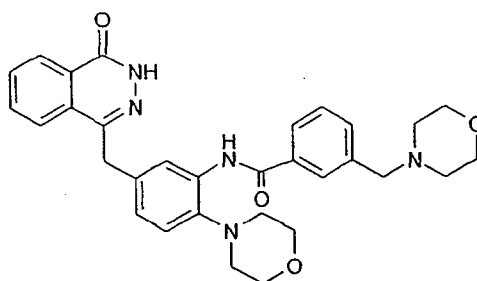
215



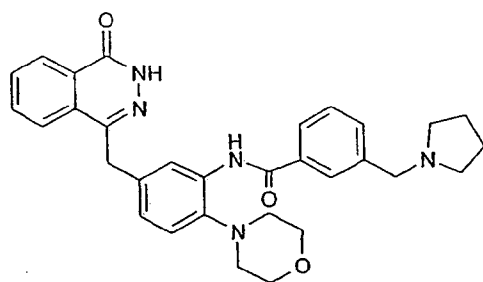
216



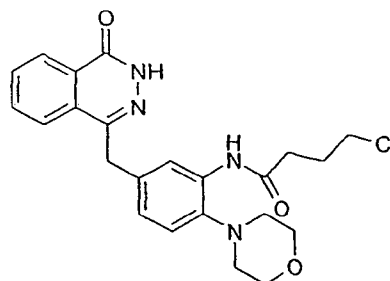
206



253



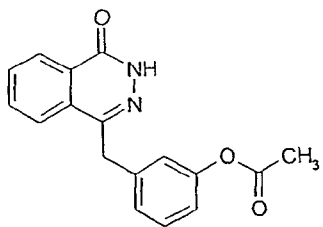
254



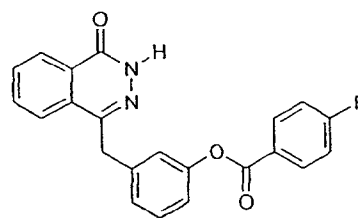
265

Figure 11

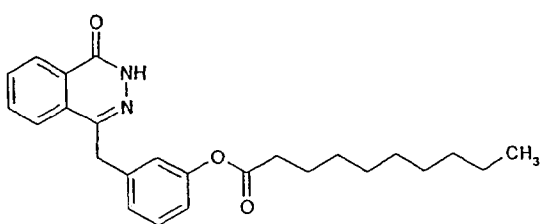
12/19



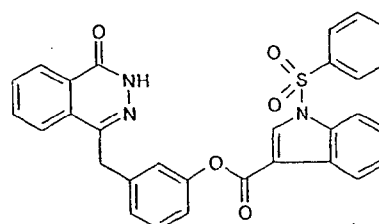
179



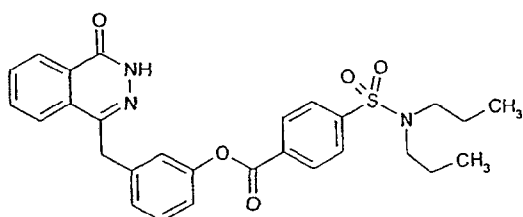
212



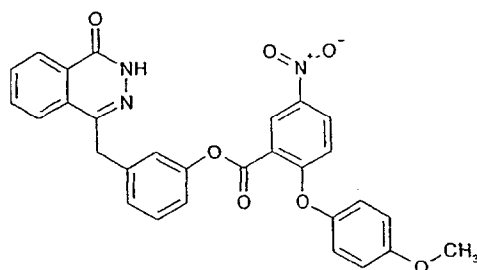
289



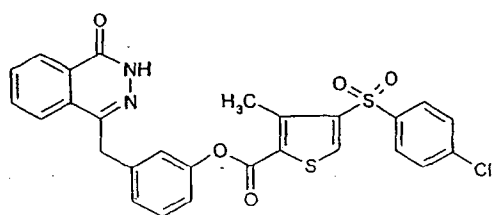
290



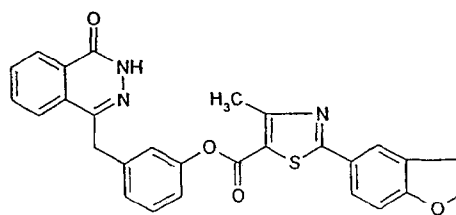
291



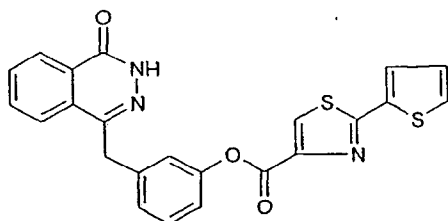
292



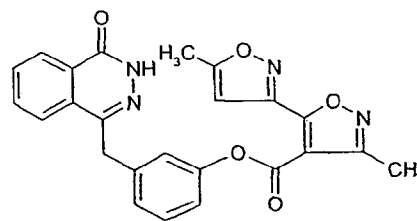
293



294



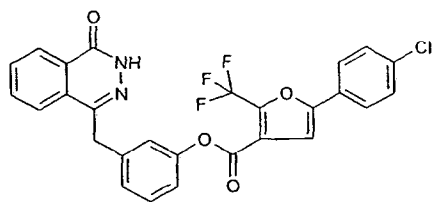
295



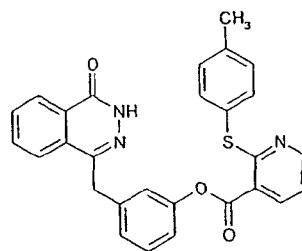
296

Figure 12

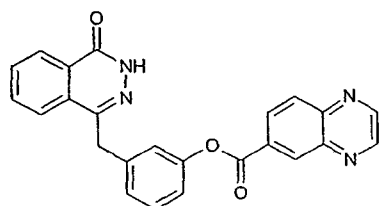
13/19



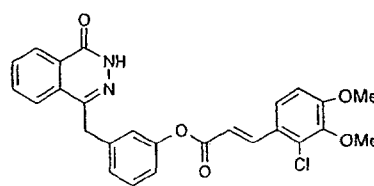
298



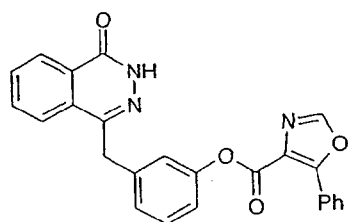
299



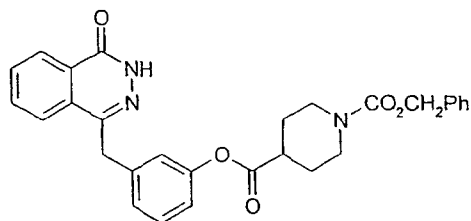
300



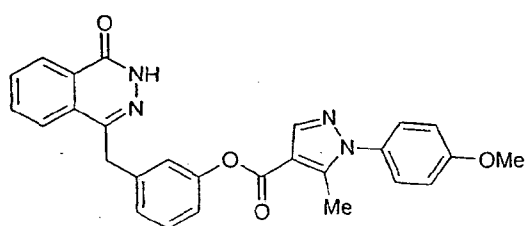
601



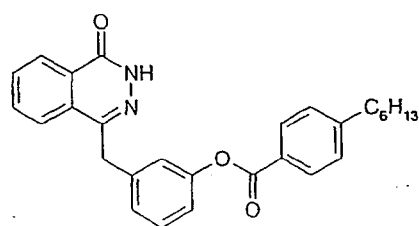
602



603



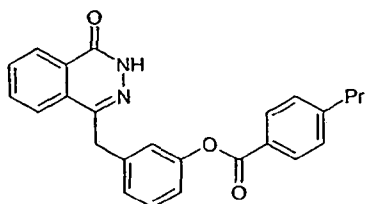
604



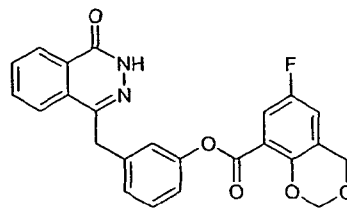
605

Figure 13

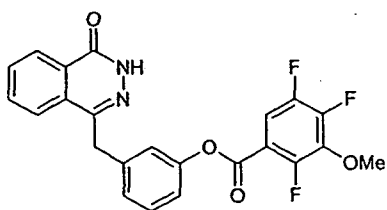
14/19



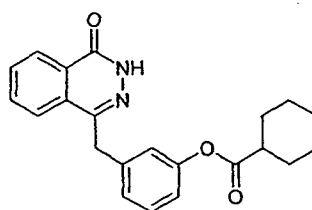
607



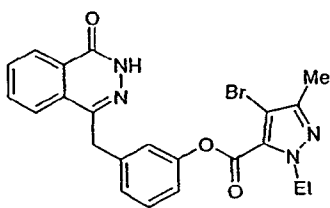
608



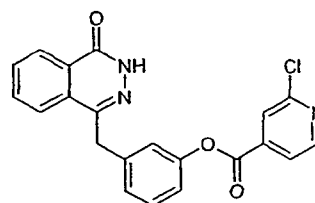
609



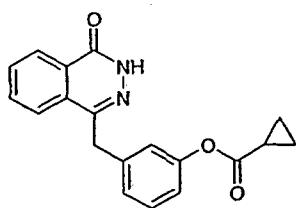
610



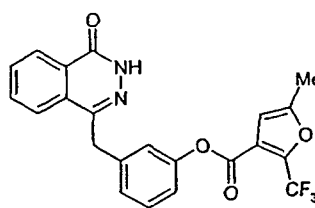
611



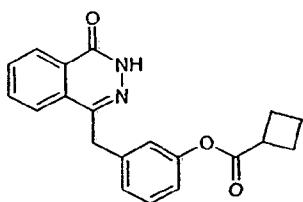
612



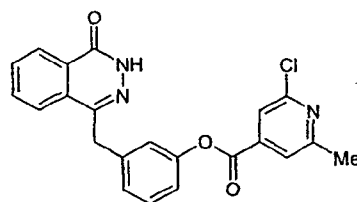
613



614



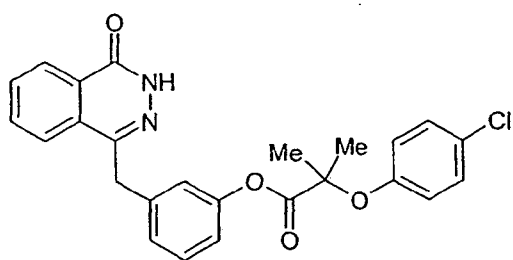
615



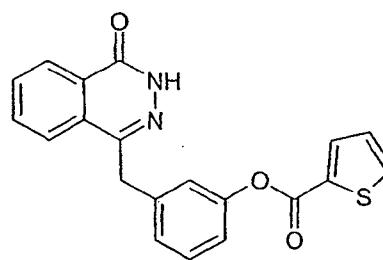
616

Figure 14

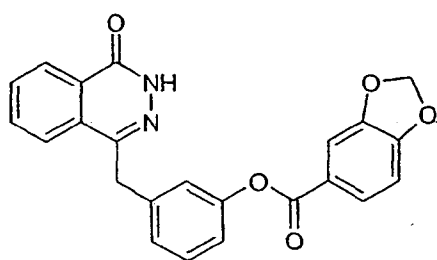
15/19



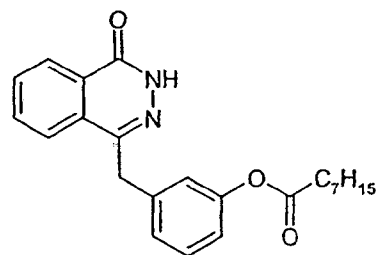
617



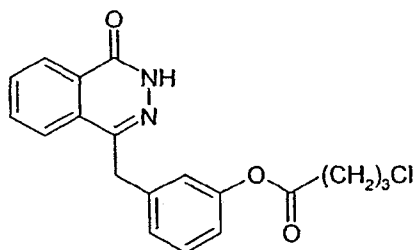
618



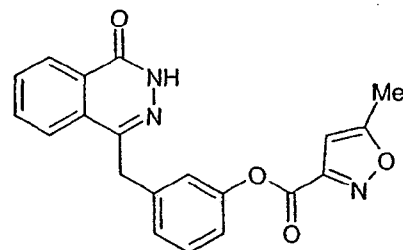
619



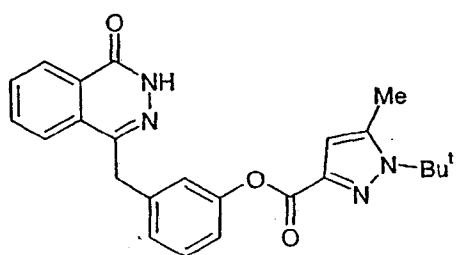
620



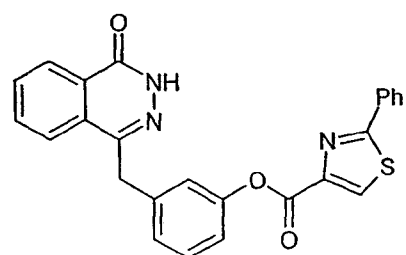
621



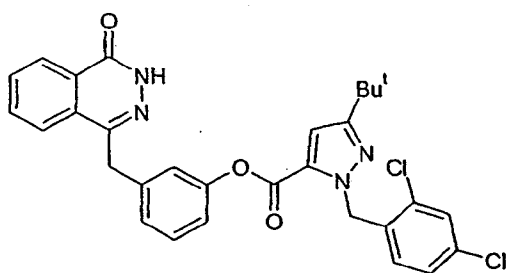
622



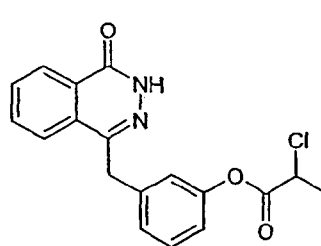
623



624



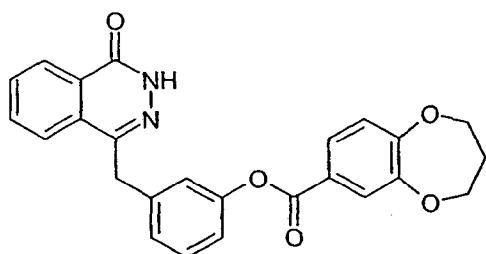
625



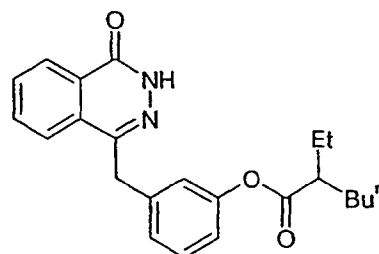
626

Figure 15

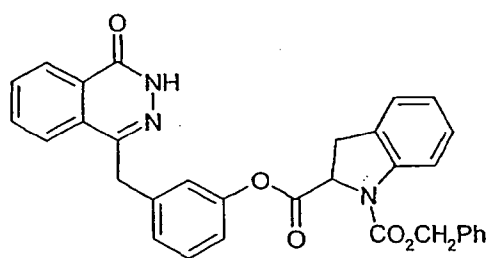
16/19



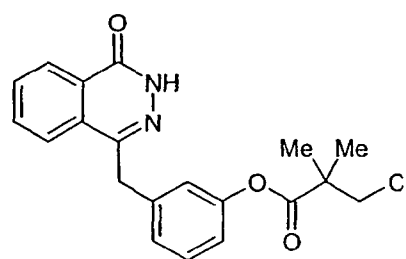
627



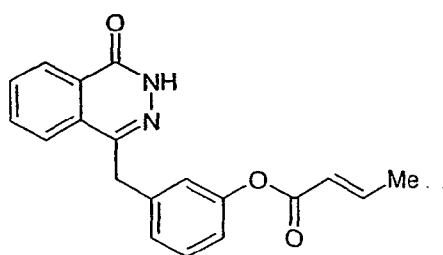
628



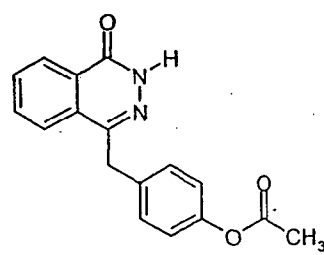
629



630



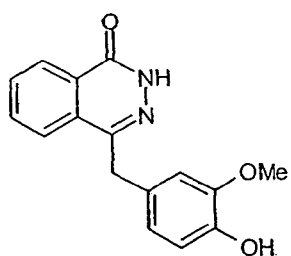
631



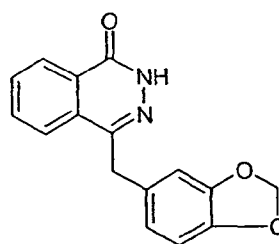
213

Figure 16

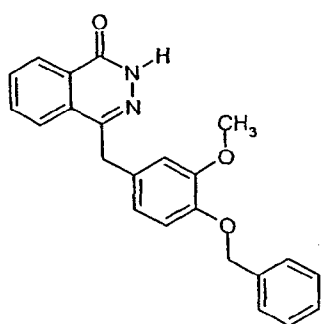
17/19



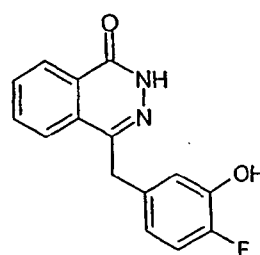
239



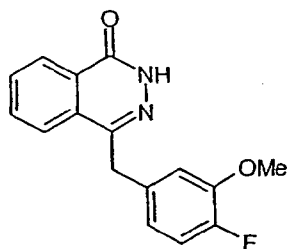
180



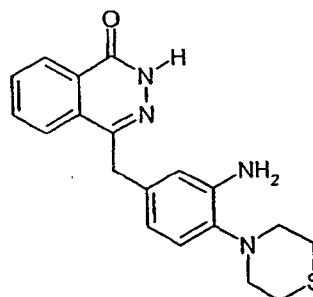
222



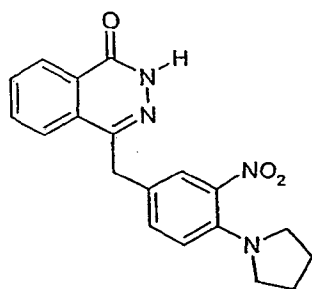
247



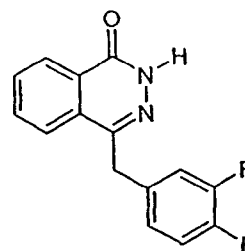
241



198



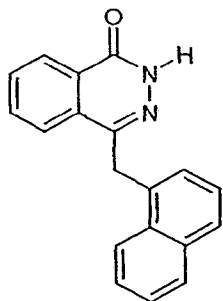
204



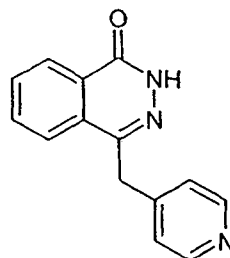
202

Figure 17

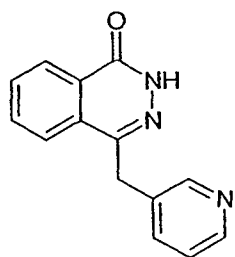
18/19



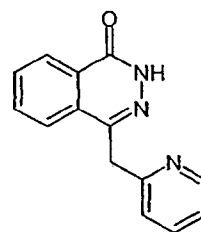
131



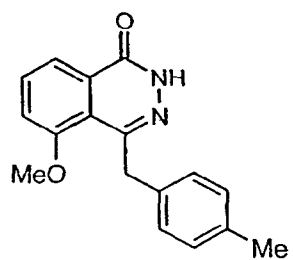
177



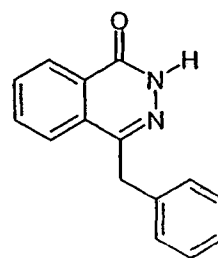
178



249



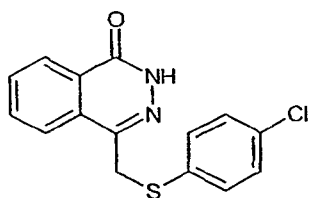
279



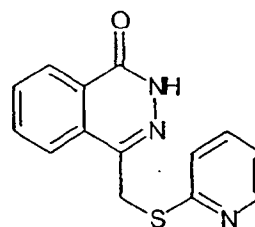
145

Figure 18

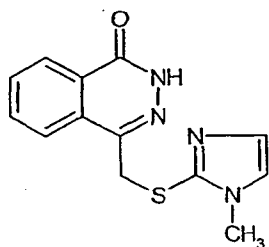
19/19



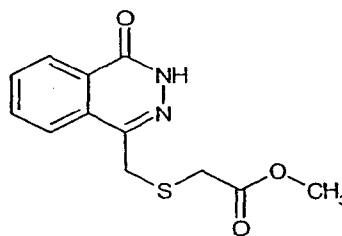
90



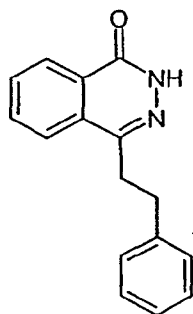
91



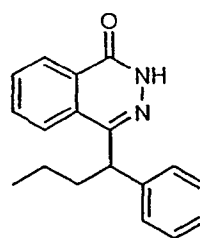
92



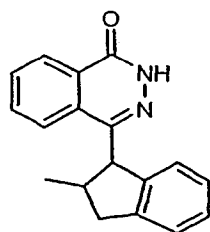
93



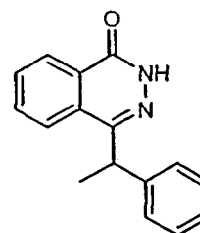
266



283



284



285

Figure 19