



US00D834653S

(12) **United States Design Patent**
Shi et al.

(10) **Patent No.:** **US D834,653 S**

(45) **Date of Patent:** **** Nov. 27, 2018**

(54) **FIDGET SPINNER**
(71) Applicant: **Light in The Box Limited**, Beijing (CN)
(72) Inventors: **Bin Shi**, Beijing (CN); **Wei Zeng**, Beijing (CN)
(73) Assignee: **LIGHT IN THE BOX LIMITED**, Beijing (CN)

1,595,611 A * 8/1926 Monson A63F 9/16
273/146
D136,301 S * 9/1943 Clafin D24/194
D155,689 S * 10/1949 Davis D21/408
3,533,185 A * 10/1970 Kanbar A63B 23/16
446/266
D221,912 S * 9/1971 Day D24/194
D256,259 S * 8/1980 Nakao D21/406
4,645,471 A * 2/1987 Herring A63H 33/00
446/258
RE32,663 E * 5/1988 Atkinson E02B 3/14
404/40

(**) Term: **15 Years**

(Continued)

(21) Appl. No.: **29/613,962**

FOREIGN PATENT DOCUMENTS

(22) Filed: **Aug. 15, 2017**

CN 302384169 * 4/2013
CN 304228940 * 8/2017

(51) **LOC (11) Cl.** **21-01**

(Continued)

(52) **U.S. Cl.**

USPC **D21/455**

(58) **Field of Classification Search**

USPC D21/386, 387, 395, 398, 404–406,
D21/436–438, 441, 443, 444, 451, 455,
D21/458, 460–464, 468, 473–477,
D21/485–505, 680, 694, 707, 710;
D30/160; D24/194, 195; D19/123, 135,
D19/136, 202; 446/36–48, 214, 215, 217,
446/218, 233, 235–266, 446, 487, 489,
446/491; 473/588–590
CPC A63H 1/00–1/32; A63H 33/00; A63H
33/002; A63H 33/18; A63H 33/185; A63F
9/16; A63F 2009/165; A63F 5/04; A63F
5/041; A63F 5/043; A63F 5/045; A63F
5/046

See application file for complete search history.

Primary Examiner — Catherine A Tuttle

(74) *Attorney, Agent, or Firm* — Loeb & Loeb LLP

(57) **CLAIM**

The ornamental design for a fidget spinner, as shown and described.

DESCRIPTION

FIG. 1 is a perspective view of a fidget spinner showing my new design;

FIG. 2 is a top view thereof;

FIG. 3 is a bottom view thereof;

FIG. 4 is a right side elevational view thereof;

FIG. 5 is a left side elevational view thereof;

FIG. 6 is a front elevational view thereof; and,

FIG. 7 is a back elevational view thereof.

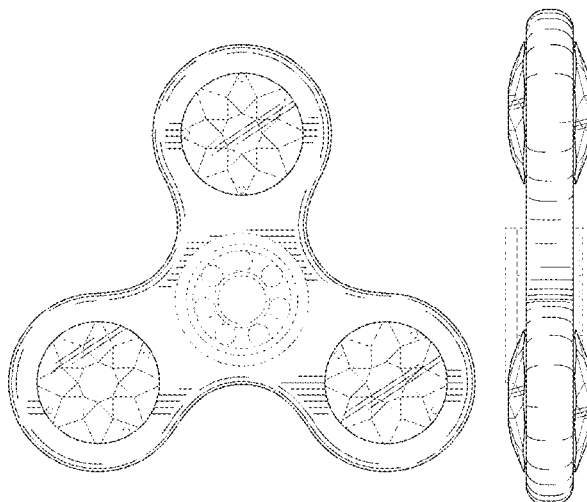
The broken lines shown in the drawings are for the purpose of illustrating portions of the fidget spinner that form no part of the claimed design. The slanted lines shown on the circular portions of the fidget spinner represent a translucent material.

(56) **References Cited**

U.S. PATENT DOCUMENTS

D27,044 S * 5/1897 Quinn D21/455
975,291 A * 11/1910 Shramm A63H 27/14
446/42
1,587,127 A * 6/1926 Monson A63F 9/16
273/147

1 Claim, 5 Drawing Sheets



(56)

References Cited

U.S. PATENT DOCUMENTS

5,067,923 A * 11/1991 de Bourbon A63H 33/18
 434/258
 D341,203 S * 11/1993 Panicci D24/194
 5,655,777 A * 8/1997 Neading A63B 65/08
 473/594
 D801,440 S * 10/2017 Pavelsky D21/455
 9,895,620 B1 * 2/2018 Walterscheid A63H 1/24
 9,914,063 B1 * 3/2018 McCoskery A63H 29/08
 9,950,556 B1 * 4/2018 Laemle B43K 29/00
 D820,918 S * 6/2018 Zhong D21/455
 2007/0049161 A1 * 3/2007 Perry A63H 1/00
 446/450
 2012/0135666 A1 * 5/2012 Rosenzweig A63H 1/32
 446/242
 2014/0213139 A1 * 7/2014 Ferguson A63H 33/046
 446/92
 2017/0150631 A1 * 5/2017 Hu H05K 7/023
 2017/0326468 A1 * 11/2017 Kinmont, Jr. A63H 33/26

FOREIGN PATENT DOCUMENTS

CN 304241705 * 8/2017
 DE 202017103662 U1 * 9/2017 A63H 1/00
 DE 202017003972 U1 * 12/2017 A63H 1/00
 EM 002249003-0003 * 6/2013
 EM 003860220-0001 * 4/2017
 EM 003999218-0001 * 5/2017
 EM 004016657-0007 * 5/2017
 EM 004013712-0001 * 6/2017
 EM 004046936-0001 * 7/2017
 EM 004061554-0001 * 7/2017

* cited by examiner

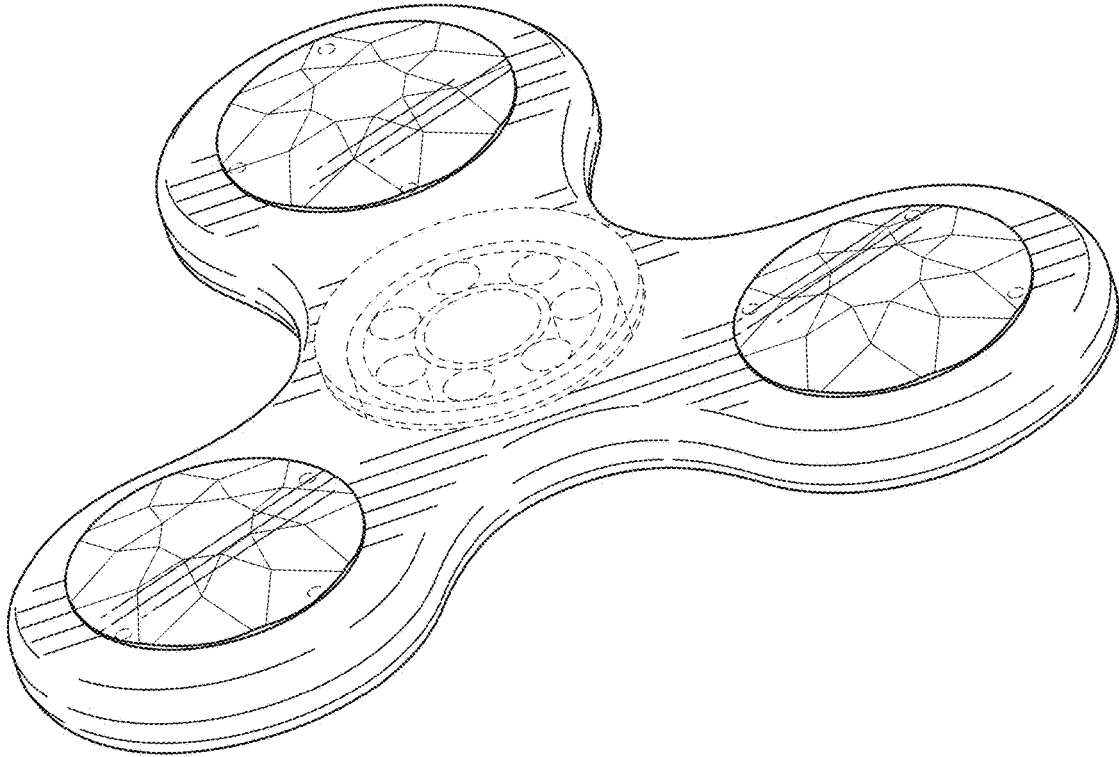


FIG. 1

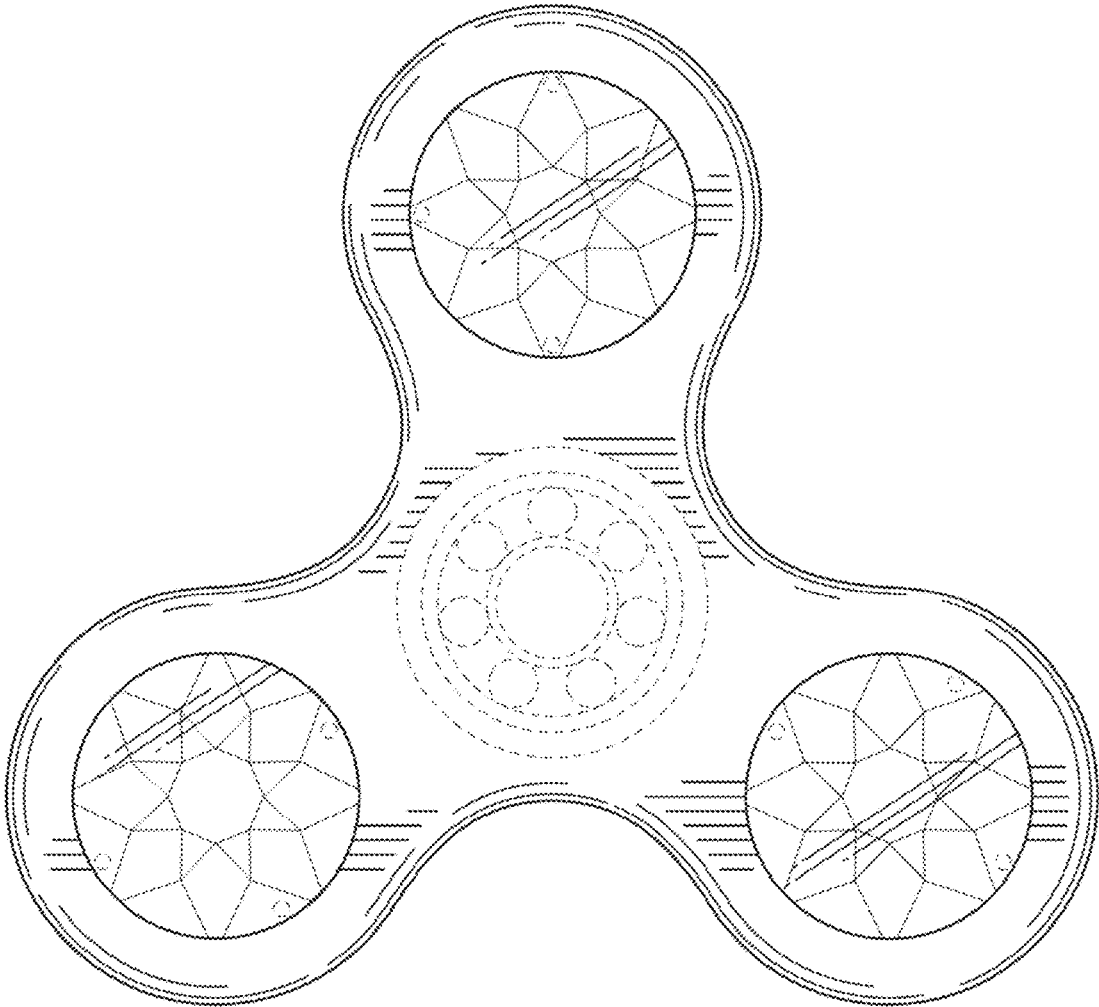


FIG. 2

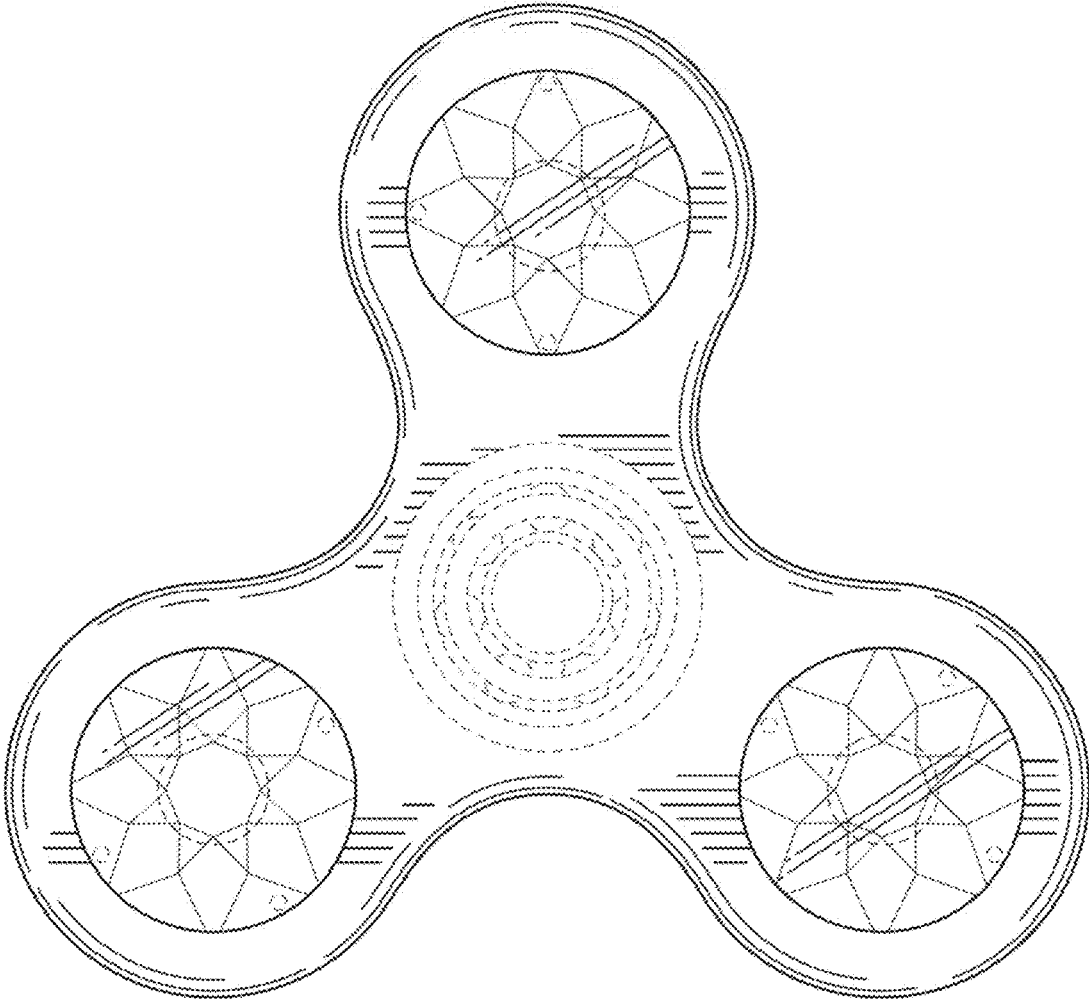


FIG. 3

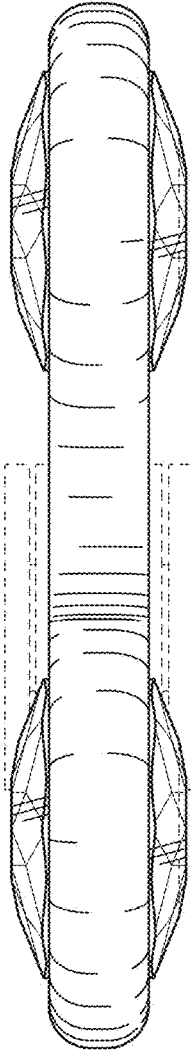


FIG. 4

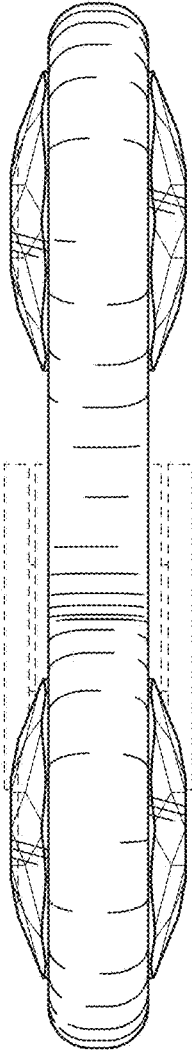


FIG. 5




FIG. 6

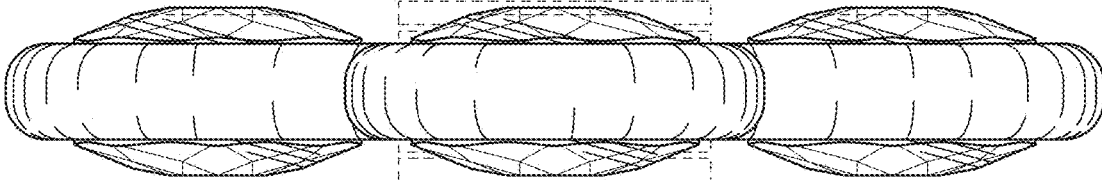


FIG. 7