



US00D665361S

(12) **United States Design Patent**
Koyama et al.

(10) **Patent No.:** **US D665,361 S**

(45) **Date of Patent:** **** Aug. 14, 2012**

(54) **ELECTRIC CONNECTOR TERMINAL**

(75) Inventors: **Jiro Koyama**, Kyoto (JP); **Hirotda Teranishi**, Kyoto (JP)

(73) Assignee: **Omron Corporation**, Kyoto (JP)

(**) Term: **14 Years**

(21) Appl. No.: **29/399,337**

(22) Filed: **Aug. 12, 2011**

(30) **Foreign Application Priority Data**

Feb. 15, 2011 (JP) D 2011-3099
Feb. 15, 2011 (JP) D 2011-3100

(51) **LOC (9) Cl.** **13-03**

(52) **U.S. Cl.** **D13/154**

(58) **Field of Classification Search** D13/118,
D13/120, 133, 147, 154, 184, 199; 439/82,
439/83, 567, 636, 660, 692, 844, 849, 850-852,
439/857, 862, 865-867, 870, 877, 884-891

See application file for complete search history.

(56) **References Cited**

U.S. PATENT DOCUMENTS

D555,096 S * 11/2007 Peng D13/133
D556,131 S * 11/2007 Chien D13/133
D562,768 S * 2/2008 Kishi et al. D13/133

D570,288 S * 6/2008 Ma et al. D13/133
D590,350 S * 4/2009 Zhang et al. D13/154
D626,090 S * 10/2010 Szu et al. D13/154

* cited by examiner

Primary Examiner — Daniel Bui

(74) *Attorney, Agent, or Firm* — Harness, Dickey & Pierce, P.L.C.

(57) **CLAIM**

The ornamental design for an electric connector terminal, as shown and described.

DESCRIPTION

FIG. 1 is perspective view of an electric connector terminal showing our new design;

FIG. 2 is a front elevational view thereof, a rear elevational view being a mirror image thereof;

FIG. 3 is a left side view thereof;

FIG. 4 is a right side view thereof;

FIG. 5 is a top plan view thereof;

FIG. 6 is a bottom plan view thereof;

FIG. 7 is a perspective view of an electric connector terminal showing a second embodiment of our new design;

FIG. 8 is a front elevational view thereof, a rear elevational view being a mirror image thereof;

FIG. 9 is a left side view thereof;

FIG. 10 is a right side view thereof;

FIG. 11 is a top plan view thereof; and,

FIG. 12 is a bottom plan view thereof.

1 Claim, 8 Drawing Sheets

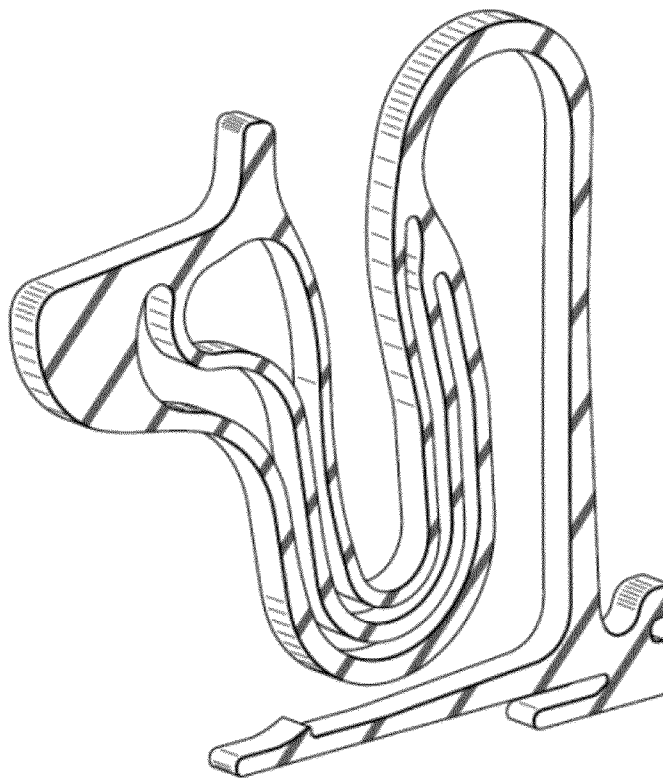


Fig. 1

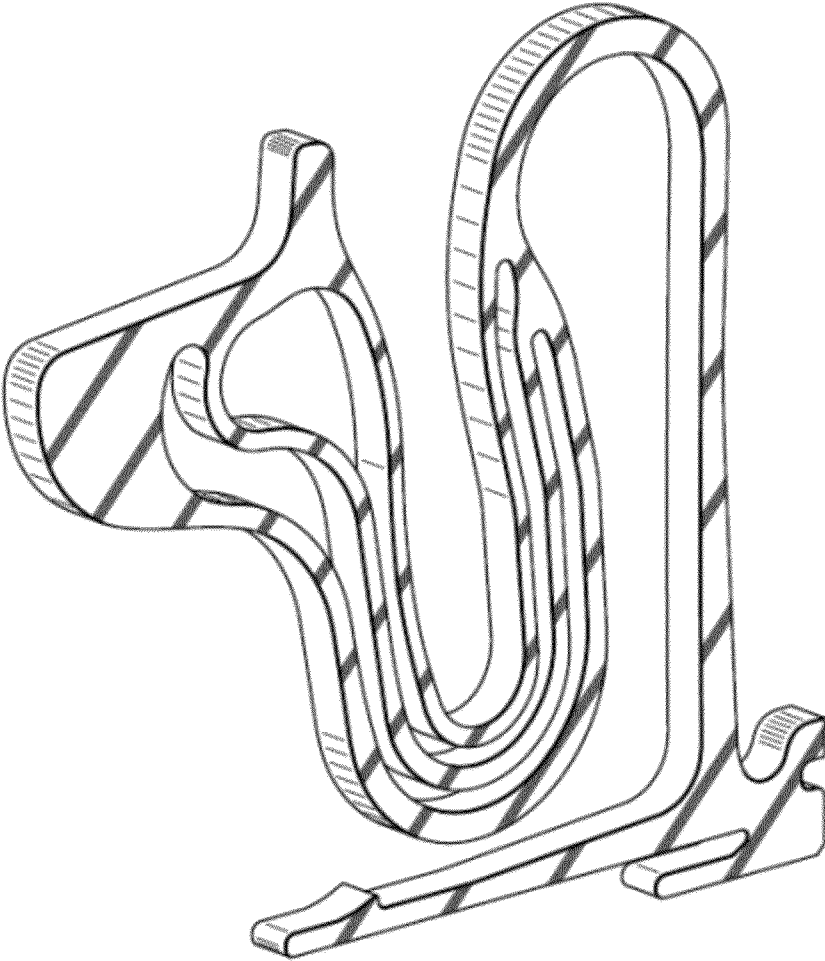


Fig. 2

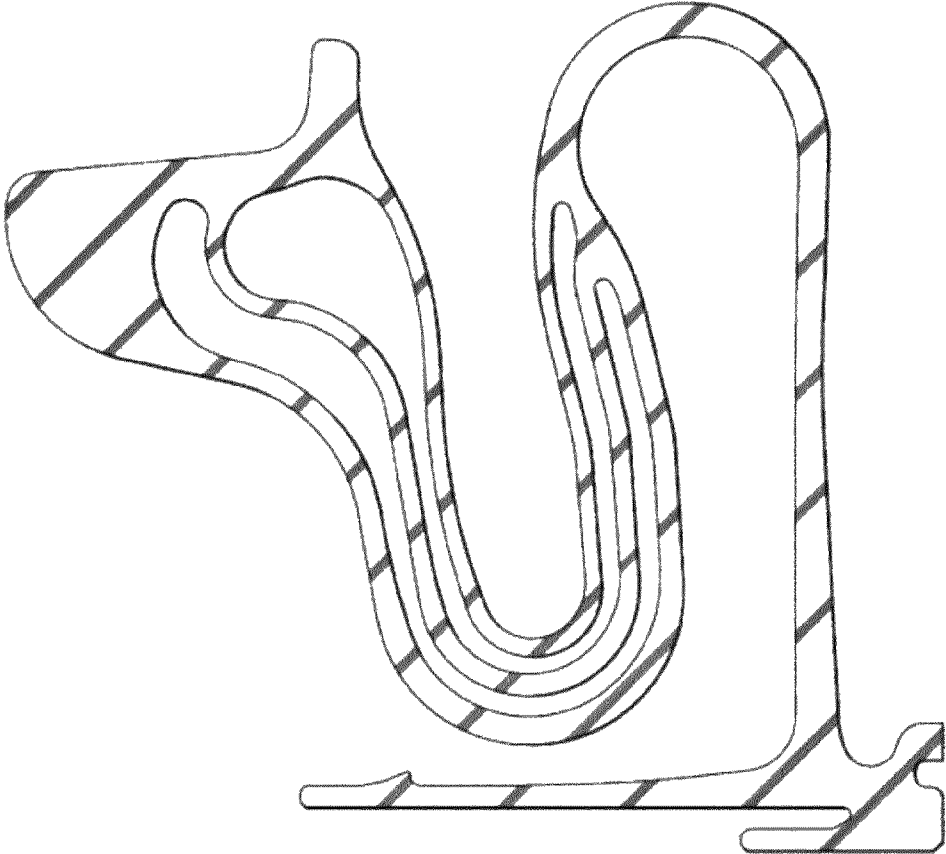


Fig. 3



Fig. 4



Fig. 5




Fig. 6



Fig. 7

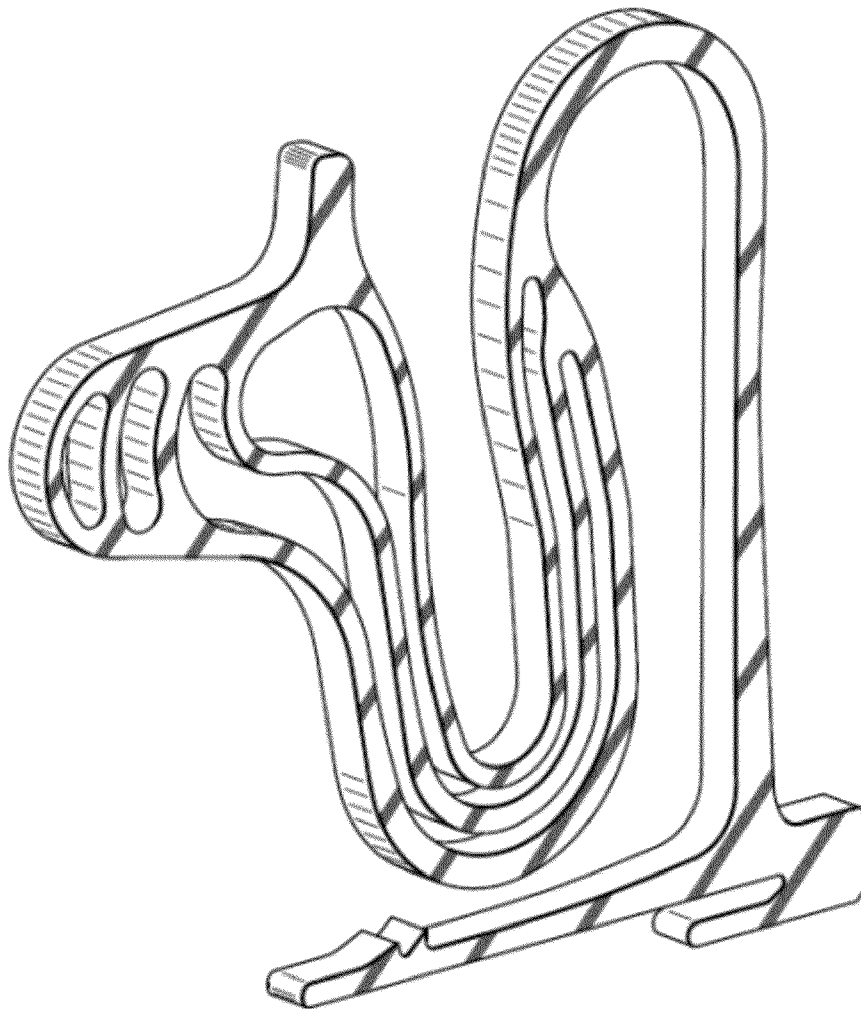


Fig. 8

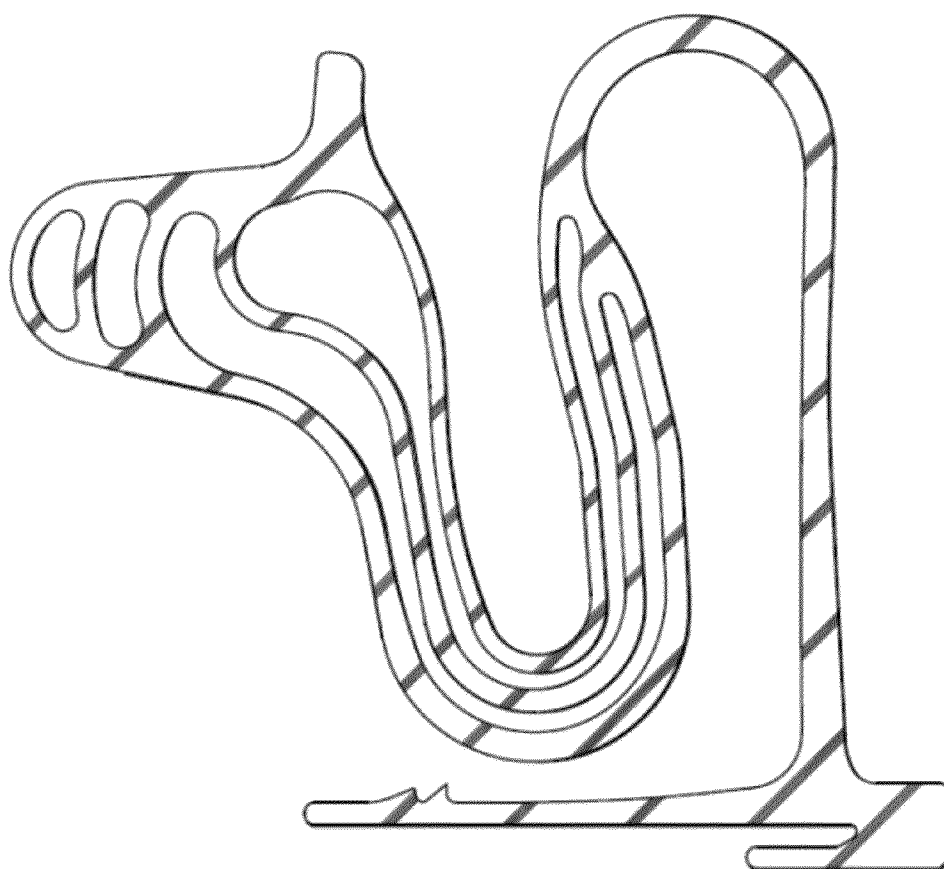


Fig. 9



Fig. 10



Fig. 11



Fig. 12

