



US00D526045S

(12) **United States Design Patent**
Gundersen et al.

(10) **Patent No.:** **US D526,045 S**

(45) **Date of Patent:** **** Aug. 1, 2006**

(54) **TEXTURE SPRAYER**

(75) Inventors: **Robert J. Gundersen**, Otsego, MN (US); **Timothy J. Kesti**, Monticello, MN (US); **David J. Thompson**, Oak Grove, MN (US); **James C. Schroeder**, Ramsey, MN (US)

(73) Assignee: **Graco Minnesota Inc.**, Minneapolis, MN (US)

(**) Term: **14 Years**

(21) Appl. No.: **29/224,907**

(22) Filed: **Jul. 27, 2005**

Related U.S. Application Data

(62) Division of application No. 29/179,195, filed on Apr. 4, 2003, now Pat. No. Des. 501,241.

(51) **LOC (8) Cl.** **23-01**

(52) **U.S. Cl.** **D23/225; D8/2**

(58) **Field of Classification Search** D23/213, D23/225; D8/2; 239/146-7; 141/231; 401/195-6
See application file for complete search history.

(56) **References Cited**

U.S. PATENT DOCUMENTS

D235,996 S * 7/1975 Schneider D15/13

3,940,065 A * 2/1976 Ware et al. 239/146
D271,038 S * 10/1983 Anderson et al. D23/213
4,865,255 A * 9/1989 Luvisotto 239/149
D306,477 S * 3/1990 Weiss D23/225
D429,314 S * 8/2000 Bower et al. D23/225

* cited by examiner

Primary Examiner—Robin Webster

(74) *Attorney, Agent, or Firm*—Douglas B. Farrow


(57) **CLAIM**

The ornamental design for the texture sprayer, as shown and described.

DESCRIPTION

FIG. 1 is a front perspective view of the texture sprayer; FIG. 2 is a top elevation view thereof; FIG. 3 is a bottom elevation view thereof; FIG. 4 is a left side elevation view thereof; FIG. 5 is a right side elevation view thereof; FIG. 6 is a front elevation view thereof; and, FIG. 7 is a rear elevation view thereof.

1 Claim, 7 Drawing Sheets






Figure 1




Figure 2


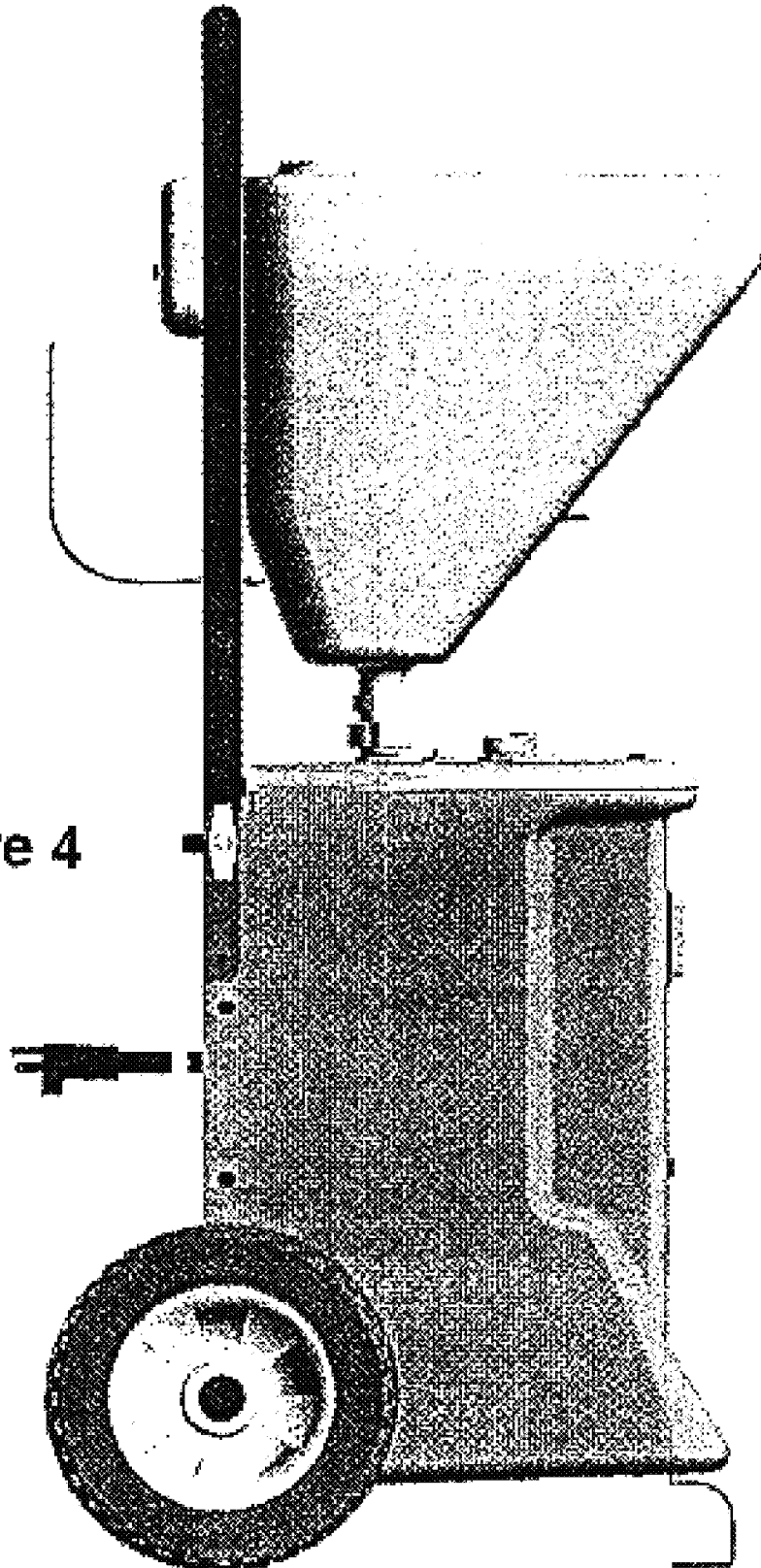


Figure 3

Figure 4



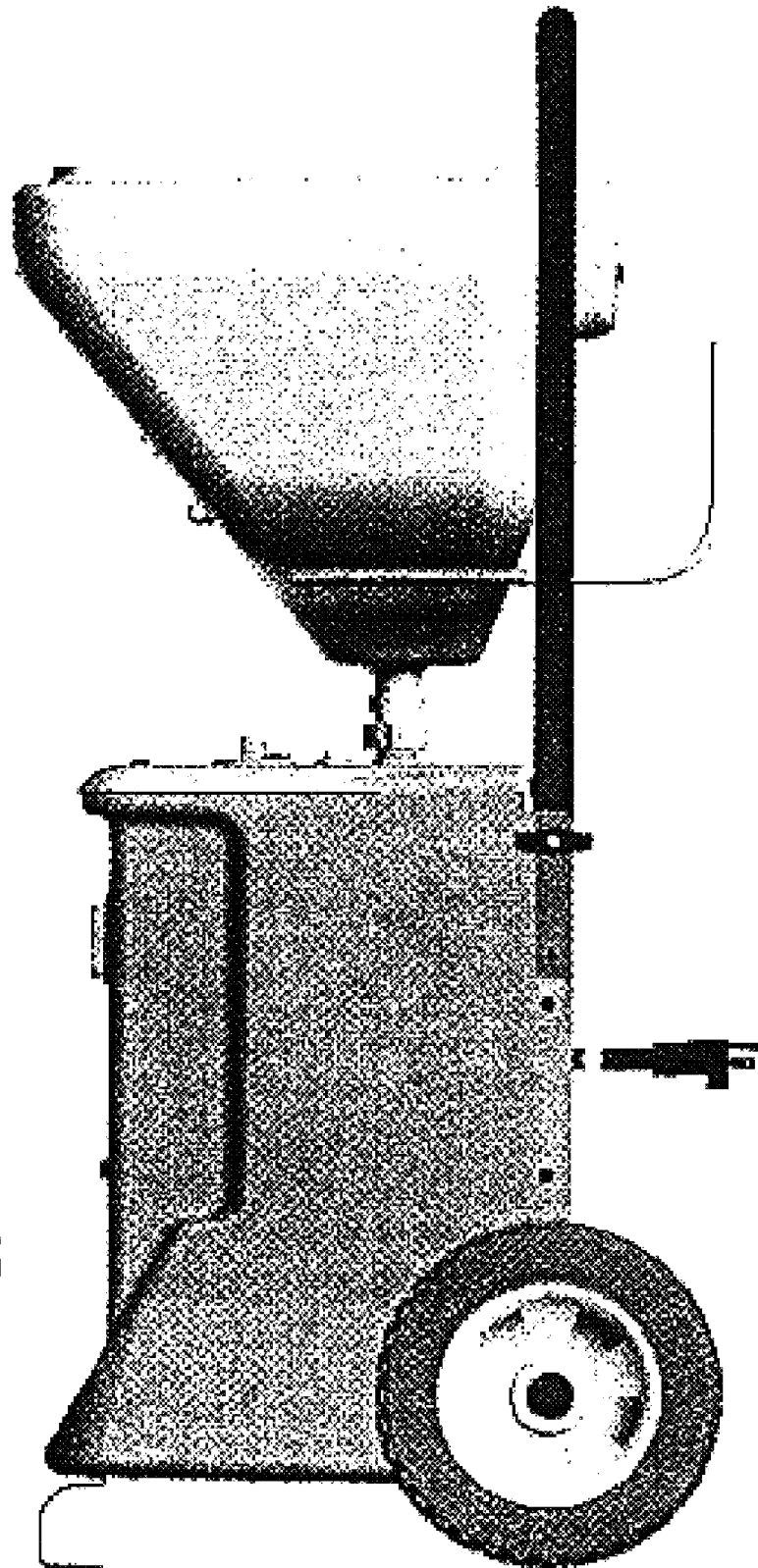


Figure 5




Figure 6




Figure 7