



US00D404658S

United States Patent [19]
Hanagata

[11] **Patent Number: Des. 404,658**
[45] **Date of Patent: **Jan. 26, 1999**

[54] **WATCH CASE**

[75] Inventor: **Shigeru Hanagata**, Kodaira, Japan

[73] Assignee: **Casio Keisanki Kabushiki Kaisha**

[**] Term: **14 Years**

[21] Appl. No.: **86,432**

[22] Filed: **Apr. 13, 1998**

[51] **LOC (6) Cl.** **10-02**

[52] **U.S. Cl.** **D10/30; D10/38**

[58] **Field of Search** **D10/1-40, 122-132;**
368/280-282, 276-277, 28-30, 285, 239-242,
82-84, 41-44

[56] **References Cited**

U.S. PATENT DOCUMENTS

D. 339,530	9/1993	Morishima	D10/38
D. 349,061	7/1994	Morishima	D10/30 X
D. 355,380	2/1995	Nakai	D10/39
D. 386,429	11/1997	Brudmann	D10/39

OTHER PUBLICATIONS

Accessories—May 1988—p.225—Watch at right.
Jeweler's Circular—Keystone—Apr. 1988—p.
34—Watches at top right.

Primary Examiner—Nelson C. Holtje
Attorney, Agent, or Firm—Frishauf, Holtz, Goodman,
Langer & Chick

[57] **CLAIM**

The ornamental design for watch case, as shown and described.

DESCRIPTION

FIG. 1 is a front elevational view of watch case showing my new design;
FIG. 2 is a top plan view thereof;
FIG. 3 is a right side elevational view thereof;
FIG. 4 is a left side elevational view thereof;
FIG. 5 is a rear elevational view thereof;
FIG. 6 is a bottom plan view thereof; and,
FIG. 7 is a perspective view thereof.

1 Claim, 3 Drawing Sheets

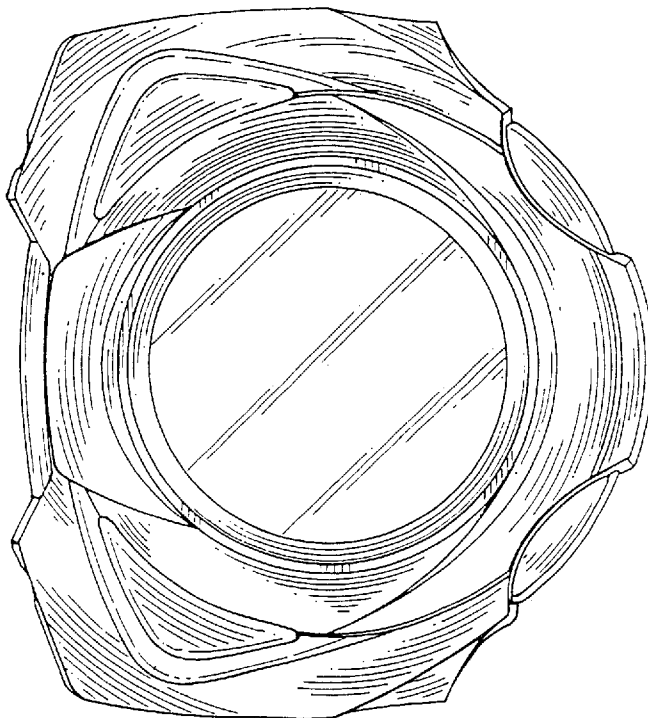


FIG.2

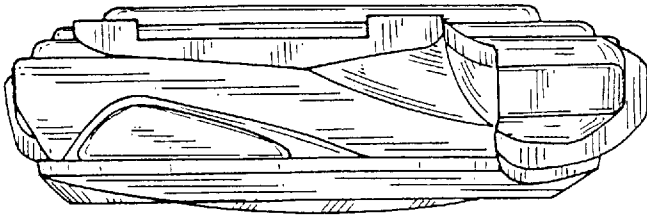


FIG.1

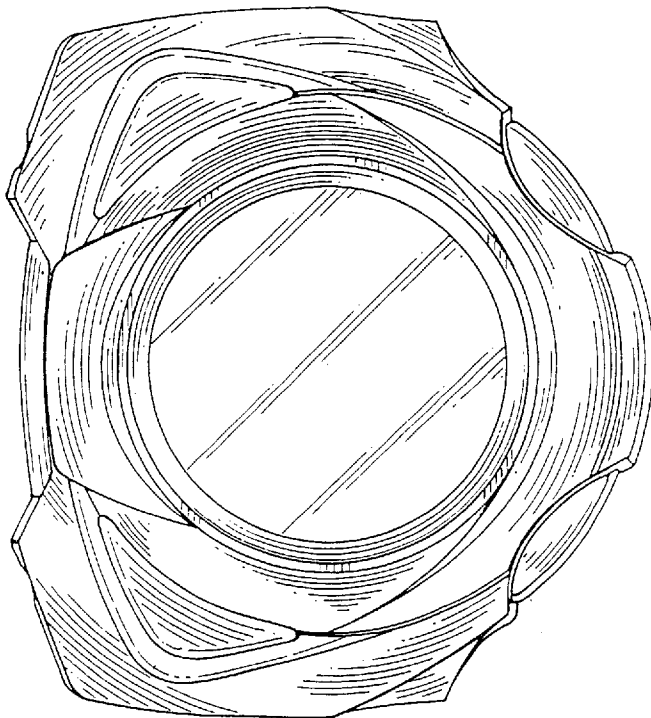


FIG.3

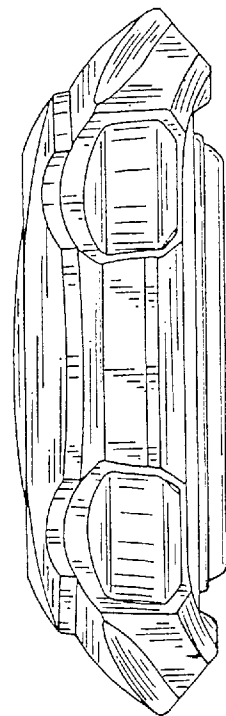


FIG.5

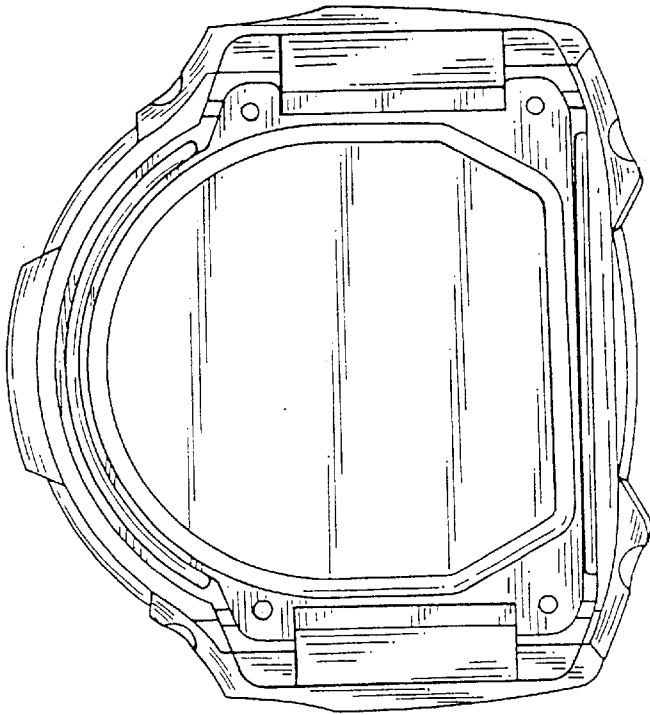


FIG.4

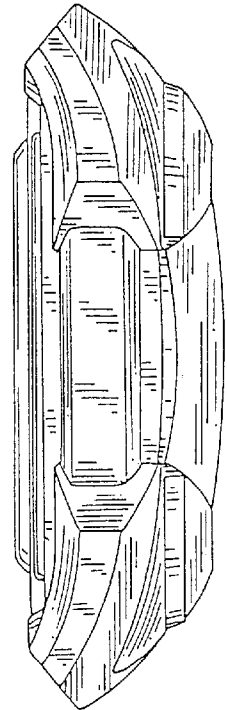


FIG.6

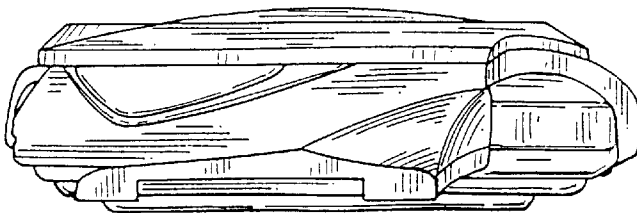


FIG.7

