

(19) World Intellectual Property
Organization
International Bureau



(43) International Publication Date
29 April 2004 (29.04.2004)

PCT

(10) International Publication Number
WO 2004/035687 A1

- (51) International Patent Classification⁷: **C08L 61/14**, VAN DAMME, Marc [BE/BE]; Agfa-Gevaert, Corporate IP Department 3800, Septestraat 27, B-2640 Mortsel (BE).
C08G 8/28, G03F 7/105
- (21) International Application Number: PCT/EP2003/050669 (74) Common Representative: AGFA-GEVAERT; Corporate IP Department 3800, Septestraat 27, B-2640 Mortsel (BE).
- (22) International Filing Date: 30 September 2003 (30.09.2003) (81) Designated States (national): AE, AG, AL, AM, AT, AU, AZ, BA, BB, BG, BR, BY, BZ, CA, CH, CN, CO, CR, CU, CZ, DE, DK, DM, DZ, EC, EE, EG, ES, FI, GB, GD, GE, GH, GM, HR, HU, ID, IL, IN, IS, JP, KE, KG, KP, KR, KZ, LC, LK, LR, LS, LT, LU, LV, MA, MD, MG, MK, MN, MW, MX, MZ, NI, NO, NZ, OM, PG, PH, PL, PT, RO, RU, SC, SD, SE, SG, SK, SL, SY, TJ, TM, TN, TR, TT, TZ, UA, UG, US, UZ, VC, VN, YU, ZA, ZM, ZW.
- (25) Filing Language: English (84) Designated States (regional): ARIPO patent (GH, GM, KE, LS, MW, MZ, SD, SL, SZ, TZ, UG, ZM, ZW), Eurasian patent (AM, AZ, BY, KG, KZ, MD, RU, TJ, TM), European patent (AT, BE, BG, CH, CY, CZ, DE, DK, EE, ES, FI, FR, GB, GR, HU, IE, IT, LU, MC, NL, PT, RO, SE, SI, SK, TR), OAPI patent (BF, BJ, CF, CG, CI, CM, GA, GN, GQ, GW, ML, MR, NE, SN, TD, TG).
- (26) Publication Language: English
- (30) Priority Data:
02102443.5 15 October 2002 (15.10.2002) EP
60/420,973 24 October 2002 (24.10.2002) US
- (71) Applicant (for all designated States except US): AGFA-GEVAERT [BE/BE]; Septestraat 27, B-2640 Mortsel (BE).
- (72) Inventors; and
- (75) Inventors/Applicants (for US only): LOCCUFIER, Johan [BE/BE]; Agfa-Gevaert, Corporate IP Department 3800, Septestraat 27, B-2640 Mortsel (BE). GROE-NENDAAL, Bert [NL/BE]; Agfa-Gevaert, Corporate IP Department 3800, Septestraat 27, B-2640 Mortsel (BE). VAN AERT, Huub [NL/BE]; Agfa-Gevaert, Corporate IP Department 3800, Septestraat 27, B-2640 Mortsel (BE).
- Published:
— with international search report
- For two-letter codes and other abbreviations, refer to the "Guidance Notes on Codes and Abbreviations" appearing at the beginning of each regular issue of the PCT Gazette.

(54) Title: POLYMER FOR HEAT-SENSITIVE LITHOGRAPHIC PRINTING PLATE PRECURSOR

(57) Abstract: A polymer for a heat-sensitive lithographic printing plate precursor is disclosed wherein the polymer comprises a phenolic monomeric unit wherein the phenyl group of the phenolic monomeric unit is substituted by a group having the structure -S-(L)_k-Q wherein S is covalently bound to a carbon atom of the phenyl group, L is a linking group, k is 0 or 1 and Q comprises a heterocyclic group and wherein the substitution of the polymer increases the chemical resistance of the coating of the printing plate precursor.

WO 2004/035687 A1

- 1 -

POLYMER FOR HEAT-SENSITIVE LITHOGRAPHIC PRINTING PLATE PRECURSOR

5 FIELD OF THE INVENTION

The present invention relates to a polymer for a heat-sensitive lithographic printing plate precursor.

10 BACKGROUND OF THE INVENTION

Lithographic printing presses use a so-called printing master such as a printing plate which is mounted on a cylinder of the printing press. The master carries a lithographic image on its surface and a print is obtained by applying ink to said image and then transferring the ink from the master onto a receiver material, which is typically paper. In conventional, so-called "wet" lithographic printing, ink as well as an aqueous fountain solution (also called dampening liquid) are supplied to the lithographic image which consists of oleophilic (or hydrophobic, i.e. ink-accepting, water-repelling) areas as well as hydrophilic (or oleophobic, i.e. water-accepting, ink-repelling) areas. In so-called driographic printing, the lithographic image consists of ink-accepting and ink-abhesive (ink-repelling) areas and during driographic printing, only ink is supplied to the master.

Printing masters are generally obtained by the so-called computer-to-film method wherein various pre-press steps such as typeface selection, scanning, color separation, screening, trapping, layout and imposition are accomplished digitally and each color selection is transferred to graphic arts film using an image-setter. After processing, the film can be used as a mask for the exposure of an imaging material called plate precursor and after plate processing, a printing plate is obtained which can be used as a master.

35 A typical printing plate precursor for computer-to-film methods comprise a hydrophilic support and an image-recording layer of a

- 2 -

photosensitive polymer layers which include UV-sensitive diazo compounds, dichromate-sensitized hydrophilic colloids and a large variety of synthetic photopolymers. Particularly diazo-sensitized systems are widely used. Upon image-wise exposure, typically by
5 means of a film mask in a UV contact frame, the exposed image areas become insoluble and the unexposed areas remain soluble in an aqueous alkaline developer. The plate is then processed with the developer to remove the diazonium salt or diazo resin in the unexposed areas. So the exposed areas define the image areas
10 (printing areas) of the printing master, and such printing plate precursors are therefore called 'negative-working'. Also positive-working materials, wherein the exposed areas define the non-printing areas, are known, e.g. plates having a novolac/naphthoquinone-diazide coating which dissolves in the developer only at exposed areas.

15 In addition to the above photosensitive materials, also heat-sensitive printing plate precursors have become very popular. Such thermal materials offer the advantage of daylight-stability and are especially used in the so-called computer-to-plate method wherein the plate precursor is directly exposed, i.e. without the use of a
20 film mask. The material is exposed to heat or to infrared light and the generated heat triggers a (physico-)chemical process, such as ablation, polymerization, insolubilisation by cross-linking of a polymer, heat-induced solubilisation, decomposition, or particle coagulation of a thermoplastic polymer latex.

25 The known heat-sensitive printing plate precursors typically comprise a hydrophilic support and a coating containing an oleophilic polymer, which is alkali-soluble in exposed areas (positive working material) or in non-exposed areas (negative working material) and an IR-absorbing compound. Such an oleophilic
30 polymer is typically a phenolic resin.

WO99/01795 describes a method for preparing a positive working resist pattern on a substrate wherein the coating composition comprises a polymeric substance having functional groups such that the functionalised polymeric substance has the property that it is
35 developer insoluble prior to delivery of radiation and developer soluble thereafter. Suitable functional groups are known to favor

- 3 -

hydrogen bonding and may comprise amino, amido, chloro, fluoro, carbonyl, sulphanyl and sulphonyl groups and these groups are bonded to the polymeric substance by an esterification reaction with the phenolic hydroxy group to form a resin ester.

5 EP-A 0 934 822 describes a photosensitive composition for a lithographic printing plate wherein the composition contains an alkali-soluble resin having phenolic hydroxyl groups and of which at least some of the phenolic hydroxyl groups are esterified by a sulphonic acid or a carboxylic acid compound.

10 EP-A 1 072 432 describes an image forming material which comprises a recording layer which is formed of a composition whose solubility in water or in an alkali aqueous solution is altered by the effects of light or heat. This recording layer comprises a polymer of vinyl phenol or a phenolic polymer, wherein hydroxy
15 groups and alkoxy groups are directly linked to the aromatic hydrocarbon ring. The alkoxy group is composed of 20 or less carbon atoms.

US 5 641 608 describes a direct process for producing an imaged pattern on a substrate surface for printed circuit board
20 application. The process utilises a thermo-resist composition which undergo a thermally-induced chemical transformation effective either to ablate the composition or to increase or decrease its solubility in a particular developer. The thermo-resist composition comprises phenolic polymers in which free hydroxyl groups are protected. Upon
25 heating in the presence of an acid these protecting groups split off resulting in a solubility change of the composition. In positive thermo-resists the hydroxyl protecting groups may be ethers, such as alkyl-, benzyl-, cycloalkyl- or trialkylsilyl-ethers, and oxy-carbonyl groups.

30 EP-A 0 982 123 describes a photosensitive resin composition or recording material wherein the binder is a phenolic polymer which is substituted with a specific functional group on the aromatic hydrocarbon ring such as a halogen atom, an alkyl group having 12 or less carbon atoms, an alkoxy group, an alkylthio group, a cyano
35 group, a nitro group and a trifluoromethyl group or wherein the hydrogen atom of the hydroxy group is substituted with a specific

- 4 -

functional group such as an amide, a thioamide and a sulphonamide group. As a result, the film thus formed has such a high density that improves the intra-film transistivity of heat obtained by the light-to-heat conversion at the time of laser exposure. The high
5 density of the film makes the image recording material less susceptible to external influences such as humidity and temperature. Consequently, the storage stability of the image recording material can also be enhanced.

The ink and fountain solution which are supplied to the plate
10 during the printing process, may attack the coating and, consequently, the resistance of the coating against these liquids, hereinafter referred to as "chemical resistance", may affect the printing run length. The most widely used polymers in these coatings are phenolic resins and it has been found in the above prior art
15 that the printing run length can be improved by modifying such resins by a chemical substitution reaction on the hydroxyl group of the phenolic group. However, this modification reaction decreases the number of free hydroxyl groups on the polymer and thereby reduces the solubility of the coating in an alkaline developer. The
20 modification reaction proposed in the present invention enables to increase the chemical resistance of the coating without substantially reducing the developability of the coating.

SUMMARY OF THE INVENTION

25 It is an aspect of the present invention to provide a polymer comprising a phenolic monomeric unit wherein the phenyl group of the phenolic monomeric unit is substituted by a group having the structure $-S-(L)_k-Q$ wherein S is covalently bound to a carbon atom
30 of the phenyl group, wherein L is a linking group, wherein k is 0 or 1 and wherein Q comprises a heterocyclic group.

It is also an aspect of the present invention to provide a polymer as defined in claim 1, for a heat-sensitive lithographic printing plate precursor wherein the chemical resistance of the

- 5 -

heat-sensitive coating against printing liquids and press chemicals is improved.

Specific embodiments of the invention are defined in the dependent claims.

5

DETAILED DESCRIPTION OF THE INVENTION

In order to obtain a heat-sensitive lithographic printing plate with an improved printing run length, it is important to increase the chemical resistance of the heat-sensitive coating against the printing liquids such as the dampening liquid and ink, and against the press chemicals such as cleaning liquids for the plate, for the blanket and for the press rollers. These printing properties are affected by the composition of the coating wherein the type of polymer is one of the most important components for this property.

In accordance with the present invention, there is provided a polymer, which comprises a phenolic monomeric unit wherein the phenyl group of the phenolic monomeric unit is substituted by a group having the structure $-S-(L)_k-Q$ wherein S is covalently bound to a carbon atom of the phenyl group, wherein L is a linking group, wherein k is 0 or 1 and wherein Q comprises a heterocyclic group.

It is also an aspect of the present invention that there is provided a heat-sensitive lithographic printing plate precursor comprising a support having a hydrophilic surface and an oleophilic coating, said coating comprising this polymer and an infrared absorbing agent.

It is also an aspect of the present invention that the oleophilic coating comprising this polymer has an increased chemical resistance due to the modification of the polymer by this specified substituting group having the structure $-S-(L)_k-Q$ wherein S is covalently bound to a carbon atom of the phenyl group, wherein L is a linking group, wherein k is 0 or 1 and wherein Q comprises a heterocyclic group. This chemical resistance can be measured by tests described in the examples.

- 6 -

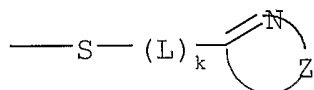
In accordance with a preferred embodiment of the present invention, the heterocyclic group is aromatic.

In accordance with another preferred embodiment of the present invention, the heterocyclic group contains at least one nitrogen atom in the ring of the heterocyclic group.

In accordance with another preferred embodiment of the present invention, the heterocyclic group has a 5- or 6-membered ring structure, optionally annelated with another ring system.

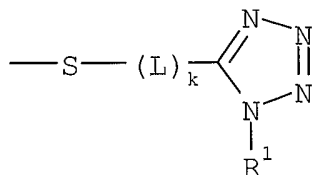
In accordance with another preferred embodiment of the present invention, the heterocyclic group is selected from an optionally substituted tetrazole, triazole, thiadiazole, oxadiazole, imidazole, benzimidazole, thiazole, benzthiazole, oxazole, benzoxazole, pyrazole, pyrrole, pyrimidine, pyrasine, pyridasine, triazine or pyridine group.

In accordance with another preferred embodiment of the present invention, the group $-S-(L)_k-Q$ comprises the following formula



wherein Z represents the necessary atoms to form a 5- or 6-membered heterocyclic aromatic group, optionally annelated with another ring system.

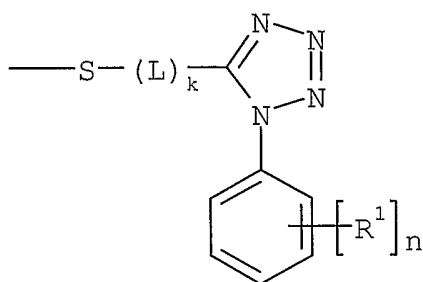
In accordance with another preferred embodiment of the present invention, the group $-S-(L)_k-Q$ comprises the following formula



wherein R¹ is selected from hydrogen or an optionally substituted alkyl, alkenyl, alkynyl, cycloalkyl, heterocyclic, aryl, heteroaryl, aralkyl or heteroaralkyl group.

In accordance with another preferred embodiment of the present invention, the group $-S-(L)_k-Q$ comprises the following formula.

- 7 -



wherein n is 0, 1, 2, 3, 4 or 5,

wherein each R^1 is independently selected from hydrogen, an optionally substituted alkyl, alkenyl, alkynyl, cycloalkyl,

5 heterocyclic, aryl, heteroaryl, aralkyl or heteroaralkyl group,

halogen, $-\text{SO}_2-\text{NH}-R^2$, $-\text{NH}-\text{SO}_2-R^5$, $-\text{CO}-\text{NR}^2-R^3$, $-\text{NR}^2-\text{CO}-R^5$,

$-\text{NR}^2-\text{CO}-\text{NR}^3-R^4$, $-\text{NR}^2-\text{CS}-\text{NR}^3-R^4$, $-\text{NR}^2-\text{CO}-\text{O}-R^3$, $-\text{O}-\text{CO}-\text{NR}^2-R^3$,

$-\text{O}-\text{CO}-R^5$, $-\text{CO}-\text{O}-R^2$, $-\text{CO}-R^2$, $-\text{SO}_3-R^2$, $-\text{O}-\text{SO}_2-R^5$, $-\text{SO}_2-R^2$, $-\text{SO}-R^5$,

$-\text{P}(=\text{O})(-\text{O}-R^2)(-\text{O}-R^3)$, $-\text{O}-\text{P}(=\text{O})(-\text{O}-R^2)(-\text{O}-R^3)$, $-\text{NR}^2-R^3$, $-\text{O}-R^2$, $-\text{S}-R^2$,

10 $-\text{CN}$, $-\text{NO}_2$ or $-\text{M}-R^2$, wherein M represents a divalent linking group containing 1 to 8 carbon atoms,

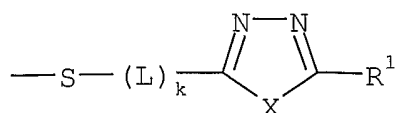
wherein R^2 to R^4 are independently selected from hydrogen or an optionally substituted alkyl, alkenyl, alkynyl, cycloalkyl, heterocyclic, aryl, heteroaryl, aralkyl or heteroaralkyl group,

15 wherein R^5 is an optionally substituted alkyl, alkenyl, alkynyl, cycloalkyl, heterocyclic, aryl, heteroaryl, aralkyl or heteroaralkyl group,

or wherein at least two groups selected from each R^1 , R^2 , R^3 , R^4 and R^5 together represent the necessary atoms to form a cyclic

20 structure.

In accordance with another preferred embodiment of the present invention, the group $-\text{S}-(\text{L})_k-\text{Q}$ comprises the following formula



- 8 -

wherein X is O, S or NR³,

wherein R¹ is selected from hydrogen, an optionally substituted alkyl, alkenyl, alkynyl, cycloalkyl, heterocyclic, aryl, heteroaryl, aralkyl or heteroaralkyl group, halogen or -L¹-R²,

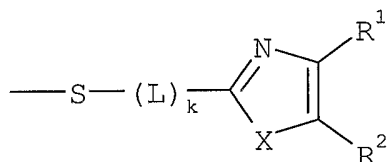
5 wherein L¹ is a linking group,

wherein R² is selected from hydrogen, an optionally substituted alkyl, alkenyl, alkynyl, cycloalkyl, heterocyclic, aryl, heteroaryl, aralkyl or heteroaralkyl group, halogen or -CN,

wherein R³ is selected from hydrogen or an optionally substituted
10 alkyl, alkenyl, alkynyl, cycloalkyl, heterocyclic, aryl, heteroaryl, aralkyl or heteroaralkyl group,

or wherein at least two groups selected from R¹, R² and R³ represent the necessary atoms to form a cyclic structure.

In accordance with another preferred embodiment of the present
15 invention, the group -S-(L)_k-Q comprises the following formula



wherein X is O, S or NR⁴,

wherein R¹ and R² are independently selected from hydrogen, an optionally substituted alkyl, alkenyl, alkynyl, cycloalkyl,
20 heterocyclic, aryl, heteroaryl, aralkyl or heteroaralkyl group, halogen or -L¹-R³,

wherein L¹ is a linking group,

wherein R³ is selected from hydrogen, an optionally substituted alkyl, alkenyl, alkynyl, cycloalkyl, heterocyclic, aryl, heteroaryl,
25 aralkyl or heteroaralkyl group, halogen or -CN,

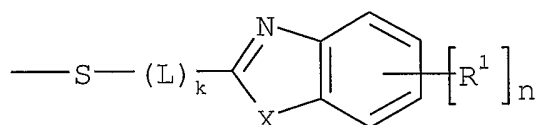
wherein R⁴ is selected from hydrogen or an optionally substituted alkyl, alkenyl, alkynyl, cycloalkyl, heterocyclic, aryl, heteroaryl,

- 9 -

aralkyl or heteroaralkyl group,

or wherein at least two groups selected from R^1 , R^2 , R^3 and R^4 together represent the necessary atoms to form a cyclic structure.

In accordance with another preferred embodiment of the present invention, the group $-S-(L)_k-Q$ comprises the following formula



wherein n is 0, 1, 2, 3 or 4, wherein X is O, S or NR^5 ,

wherein each R^1 is independently selected from hydrogen, an optionally substituted alkyl, alkenyl, alkynyl, cycloalkyl, heterocyclic, aryl, heteroaryl, aralkyl or heteroaralkyl group, halogen, $-SO_2-NH-R^2$, $-NH-SO_2-R^6$, $-CO-NR^2-R^3$, $-NR^2-CO-R^6$, $-NR^2-CO-NR^3-R^4$, $-NR^2-CS-NR^3-R^4$, $-NR^2-CO-O-R^3$, $-O-CO-NR^2-R^3$, $-O-CO-R^6$, $-CO-O-R^2$, $-CO-R^2$, $-SO_3-R^2$, $-O-SO_2-R^6$, $-SO_2-R^2$, $-SO-R^6$, $-P(=O)(-O-R^2)(-O-R^3)$, $-O-P(=O)(-O-R^2)(-O-R^3)$, $-NR^2-R^3$, $-O-R^2$, $-S-R^2$, $-CN$, $-NO_2$ or $-M-R^2$, wherein M represents a divalent linking group containing 1 to 8 carbon atoms,

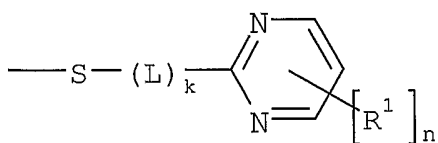
wherein R^2 to R^5 are independently selected from hydrogen or an optionally substituted alkyl, alkenyl, alkynyl, cycloalkyl, heterocyclic, aryl, heteroaryl, aralkyl or heteroaralkyl group,

wherein R^6 is an optionally substituted alkyl, alkenyl, alkynyl, cycloalkyl, heterocyclic, aryl, heteroaryl, aralkyl or heteroaralkyl group,

or wherein at least two groups selected from each R^1 , R^2 , R^3 , R^4 , R^5 and R^6 represent the necessary atoms to form a cyclic structure.

In accordance with another preferred embodiment of the present invention, the group $-S-(L)_k-Q$ comprises the following formula

- 10 -



wherein n is 0, 1, 2 or 3,

wherein each R^1 is independently selected from hydrogen, an optionally substituted alkyl, alkenyl, alkynyl, cycloalkyl,

5 heterocyclic, aryl, heteroaryl, aralkyl or heteroaralkyl group,

halogen, $-SO_2-NH-R^2$, $-NH-SO_2-R^5$, $-CO-NR^2-R^3$, $-NR^2-CO-R^5$,

$-NR^2-CO-NR^3-R^4$, $-NR^2-CS-NR^3-R^4$, $-NR^2-CO-O-R^3$, $-O-CO-NR^2-R^3$,

$-O-CO-R^5$, $-CO-O-R^2$, $-CO-R^2$, $-SO_3-R^2$, $-O-SO_2-R^5$, $-SO_2-R^2$, $-SO-R^5$,

$-P(=O)(-O-R^2)(-O-R^3)$, $-O-P(=O)(-O-R^2)(-O-R^3)$, $-NR^2-R^3$, $-O-R^2$, $-S-R^2$,

10 $-CN$, $-NO_2$ or $-M-R^2$, wherein M represents a divalent linking group containing 1 to 8 carbon atoms,

wherein R^2 to R^4 are independently selected from hydrogen or an optionally substituted alkyl, alkenyl, alkynyl, cycloalkyl,

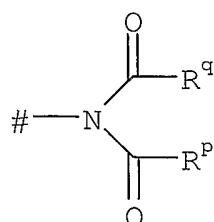
heterocyclic, aryl, heteroaryl, aralkyl or heteroaralkyl group,

15 wherein R^5 is an optionally substituted alkyl, alkenyl, alkynyl, cycloalkyl, heterocyclic, aryl, heteroaryl, aralkyl or heteroaralkyl group,

or wherein at least two groups selected from each R^1 , R^2 , R^3 , R^4 and R^5 together represent the necessary atoms to form a cyclic

20 structure.

In accordance with another preferred embodiment of the present invention, the group Q further comprises the following substituent



wherein # denotes the bond between said substituent and Q,

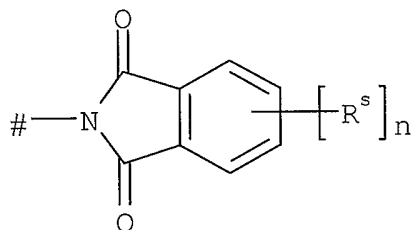
- 11 -

wherein R^q and R^p are independently selected from an optionally substituted alkyl, alkenyl, alkynyl, cycloalkyl, heterocyclic, aryl, heteroaryl, aralkyl or heteroaralkyl group, or $-L^r-R^t$, wherein L^r is a linking group,

5 wherein R^t is selected from hydrogen, an optionally substituted alkyl, alkenyl, alkynyl, cycloalkyl, heterocyclic, aryl, heteroaryl, aralkyl or heteroaralkyl group or halogen,

or wherein at least two groups selected from R^q , R^p and R^t together represent the necessary atoms to form a cyclic structure.

10 In accordance with another preferred embodiment of the present invention, the group Q further comprises the following substituent



wherein # denotes the bond between said substituent and Q,
wherein n is 0, 1, 2, 3 or 4,

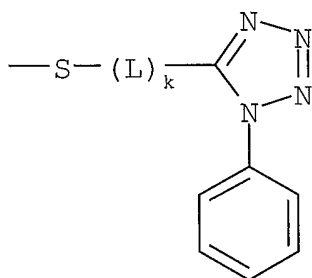
15 wherein each R^s is independently selected from hydrogen, an optionally substituted alkyl, alkenyl, alkynyl, cycloalkyl, heterocyclic, aryl, heteroaryl, aralkyl or heteroaralkyl group, halogen, $-SO_2-NH-R^x$, $-NH-SO_2-R^w$, $-CO-NR^x-R^y$, $-NR^x-CO-R^w$, $-NR^x-CO-NR^y-R^z$, $-NR^x-CS-NR^y-R^z$, $-NR^x-CO-O-R^y$, $-O-CO-NR^x-R^y$, $-O-CO-R^w$, $-CO-O-R^x$, $-CO-R^x$, $-SO_3-R^x$, $-O-SO_2-R^w$, $-SO_2-R^x$, $-SO-R^w$, $-P(=O)(-O-R^x)(-O-R^y)$, $-O-P(=O)(-O-R^x)(-O-R^y)$, $-NR^x-R^y$, $-O-R^x$, $-S-R^x$, $-CN$, $-NO_2$ or $-M-R^x$, wherein M represents a divalent linking group containing 1 to 8 carbon atoms,
20 wherein R^x , R^y and R^z are independently selected from hydrogen or an optionally substituted alkyl, alkenyl, alkynyl, cycloalkyl, heterocyclic, aryl, heteroaryl, aralkyl or heteroaralkyl group,

- 12 -

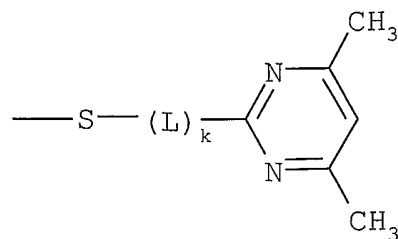
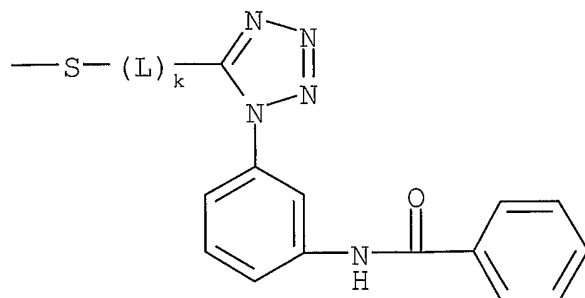
wherein R^W is an optionally substituted alkyl, alkenyl, alkynyl, cycloalkyl, heterocyclic, aryl, heteroaryl, aralkyl or heteroaralkyl group,

or wherein at least two groups selected from R^S , R^X , R^Y , R^Z and R^W together represent the necessary atoms to form a cyclic structure.

In accordance with another preferred embodiment of the present invention, the group $-S-(L)_k-Q$ comprises one of the following formula:



10



15

- 13 -

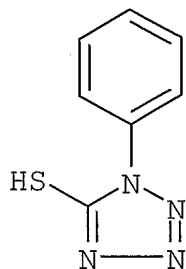
Examples of linking groups are -CO-, -CO-O-, -CS-, -NR^aR^b-,
-CO-NR^a-, -NR^a-CO-, -NR^a-CO-O-, -NR^a-CO-NR^b-, -NR^a-CS-NR^b-, -NH-SO₂-,
5 -SO₂-NH-, -(CR^aR^b)_t-, an alkylene such -CH₂-, -CH₂-CH₂-, -
CH₂-(CH₂)_n-CH₂-, an arylene such as phenylene or naphthalene, a
divalent heterocyclic group or suitable combinations thereof. Herein
represent n and t an integer between 1 and 8 and represent R^a and R^b
a group selected from hydrogen or an optionally substituted alkyl,
10 alkenyl, alkynyl, cycloalkyl, heterocyclic, aryl, heteroaryl,
aralkyl or heteroaralkyl group.

The polymers of this invention can be obtained via several
routes, e.g. by reaction of a reactive compound comprising a
heterocyclic group with a phenyl group of a polymer containing a
15 phenolic monomeric unit. The polymers of this invention can also be
obtained by reaction of a reactive compound comprising a
heterocyclic group with the phenyl group a phenolic monomer and
subsequently polymerising or polycondensating this reacted monomer.
These pre-modified monomers can preferentially be copolymerised or
20 copolycondensated with other monomers.

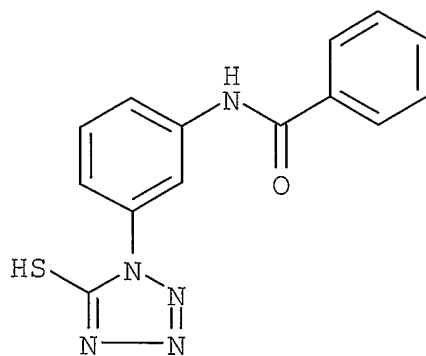
Such a reactive compound comprising a heterocyclic group,
herein after also referred to as a "modifying reagents", is a
compound having the formula X-S-(L)_k-Q wherein L is a linking group,
wherein k is 0 or 1, wherein Q comprises a heterocyclic group and
25 wherein X represents a functional group, capable of reacting with
the phenyl group of the phenolic unit, or a precursor for such a
functional group. Examples of suitable functional groups or
precursors for this substitution reaction on the phenyl group, are a
halogen atom such as Cl, Br or I, or a hydrogen atom which can be
30 replaced by a halogen atom on reaction with a halogenating compound
such as SO₂Cl₂.

Examples of modifying reagens are:

MR-01:

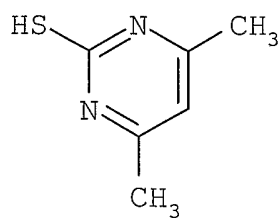


5 MR-02:

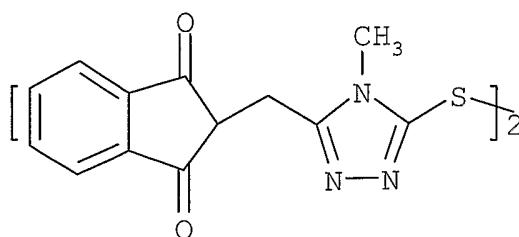


MR-05:

10



MR-08:



15

- 15 -

Polymers containing phenolic monomeric units can be a random, an alternating, a block or graft copolymer of different monomers and may be selected from e.g. polymers or copolymers of vinylphenol, novolac resins or resol resins. A novolac resin is preferred.

5 The novolac resin or resol resin may be prepared by polycondensation of at least one member selected from aromatic hydrocarbons such as phenol, o-cresol, p-cresol, m-cresol, 2,5-xylenol, 3,5-xylenol, resorcinol, pyrogallol, bisphenol, bisphenol A, trisphenol, o-ethylphenol, p-ethylphenol, propylphenol, n-
10 butylphenol, t-butylphenol, 1-naphtol and 2-naphtol, with at least one aldehyde or ketone selected from aldehydes such as formaldehyde, glyoxal, acetoaldehyde, propionaldehyde, benzaldehyde and furfural and ketones such as acetone, methyl ethyl ketone and methyl isobutyl ketone, in the presence of an acid catalyst. Instead of formaldehyde
15 and acetaldehyde, paraformaldehyde and paraldehyde may, respectively, be used.

The weight average molecular weight, measured by gel permeation chromatography using universal calibration and polystyrene standards, of the novolac resin is preferably from 500 to 150,000
20 g/mol, more preferably from 1,500 to 15,000 g/mol.

The poly(vinylphenol) resin may also be a polymer of one or more hydroxy-phenyl containing monomers such as hydroxystyrenes or hydroxy-phenyl (meth)acrylates. Examples of such hydroxystyrenes are o-hydroxystyrene, m-hydroxystyrene, p-hydroxystyrene, 2-(o-
25 hydroxyphenyl)propylene, 2-(m-hydroxyphenyl)propylene and 2-(p-hydroxyphenyl)propylene. Such a hydroxystyrene may have a substituent such as chlorine, bromine, iodine, fluorine or a C₁₋₄ alkyl group, on its aromatic ring. An example of such hydroxy-phenyl (meth)acrylate is 2-hydroxy-phenyl methacrylate.

30 The poly(vinylphenol) resin may usually be prepared by polymerizing one or more hydroxy-phenyl containing monomer in the presence of a radical initiator or a cationic polymerization initiator. The poly(vinylphenol) resin may also be prepared by copolymerizing one or more of these hydroxy-phenyl containing
35 monomers with other monomeric compounds such as acrylate monomers,

- 16 -

methacrylate monomers, acrylamide monomers, methacrylamide monomers, vinyl monomers, aromatic vinyl monomers or diene monomers.

The weight average molecular weight, measured by gel permeation chromatography using universal calibration and polystyrene standards, of the poly(vinylphenol) resin is preferably from 1.000 to 200,000 g/mol, more preferably from 1,500 to 50,000 g/mol.

Examples of polymers containing phenolic monomeric units which can be modified with a modifying reagents are:

10 POL-01: ALNOVOL SPN452 is a solution of a novolac resin, 40 % by weight in Dowanol PM, obtained from CLARIANT GmbH.

Dowanol PM consists of 1-methoxy-2-propanol (>99.5 %) and 2-methoxy-1-propanol (<0.5 %).

15

POL-02: ALNOVOL SPN400 is a solution of a novolac resin, 44 % by weight in Dowanol PMA, obtained from CLARIANT GmbH.

Dowanol PMA consists of 2-methoxy-1-methyl-ethylacetate.

20

POL-03: ALNOVOL HPN100 a novolac resin obtained from CLARIANT GmbH.

POL-04: DURITE PD443 is a novolac resin obtained from BORDEN CHEM. INC.

25

POL-05: DURITE SD423A is a novolac resin obtained from BORDEN CHEM. INC.

30 POL-06: DURITE SD126A is a novolac resin obtained from BORDEN CHEM. INC.

POL-07: BAKELITE 6866LB02 is a novolac resin obtained from BAKELITE AG.

35

- 17 -

POL-08: BAKELITE 6866LB03 is a novolac resin obtained from BAKELITE AG.

5 POL-09: KR 400/8 is a novolac resin obtained from KOYO CHEMICALS INC.

POL-10: HRJ 1085 is a novolac resin obtained from SCHNECTADY INTERNATIONAL INC.

10 POL-11: HRJ 2606 is a phenol novolac resin obtained from SCHNECTADY INTERNATIONAL INC.

POL-12: LYNCUR CMM is a copolymer of 4-hydroxy-styrene and methyl methacrylate obtained from SIBER HEGNER.

15

The polymer of the present invention may contain more than one type of a $-S-(L)_k-Q$ group. In this situation each type of $-S-(L)_k-Q$ groups can be incorporated successively, or it is also possible to react a mixture of different modifying reagentia. The preferred amount of each type of $-S-(L)_k-Q$ group incorporated on the polymer is between 0.5 mol % and 80 mol %, more preferably between 1 mol % and 50 mol %, most preferably 2 mol % and 30 mol %.

25 According to another aspect of the present invention, the above polymer is used in the coating of a lithographic printing plate precursor. According to one embodiment, the printing plate precursor is positive-working, i.e. after exposure and development the exposed areas of the oleophilic layer are removed from the support and define hydrophilic, non-image (non-printing) areas, whereas the unexposed layer is not removed from the support and defines an oleophilic image (printing) area. According to another embodiment, the printing plate precursor is negative-working, i.e. the image areas correspond to the exposed areas.

35 Other polymers, such as unmodified phenolic resins or phenolic resins with another modification than described in the present

- 18 -

invention, can also be added to the coating composition. The polymer of the present invention is preferably added to the coating in a concentration range of 5 % by weight to 98 % by weight of the total coating, more preferably between 10 % by weight to 95 % by weight.

5

If the heat-sensitive coating is composed of more than one layer, the polymer of the present invention is present in at least one of these layers, e.g. in a top-layer. The polymer can also be present in more than one layer of the coating, e.g. in a top-layer and in an intermediate layer.

10

The support has a hydrophilic surface or is provided with a hydrophilic layer. The support may be a sheet-like material such as a plate or it may be a cylindrical element such as a sleeve which can be slid around a print cylinder of a printing press. Preferably, the support is a metal support such as aluminum or stainless steel.

15

A particularly preferred lithographic support is an electrochemically grained and anodized aluminum support.

20

Graining and anodizing of aluminum lithographic supports is well known. The grained aluminum support used in the material of the present invention is preferably an electrochemically grained support. The acid used for graining can be e.g. nitric acid. The acid used for graining preferably comprises hydrogen chloride. Also mixtures of e.g. hydrogen chloride and acetic acid can be used.

25

30

The grained and anodized aluminum support may be post-treated to improve the hydrophilic properties of its surface. For example, the aluminum support may be silicated by treating its surface with a sodium silicate solution at elevated temperature, e.g. 95°C. Alternatively, a phosphate treatment may be applied which involves treating the aluminum oxide surface with a phosphate solution that may further contain an inorganic fluoride. Further, the aluminum oxide surface may be rinsed with an organic acid and/or salt thereof, e.g. carboxylic acids, hydroxycarboxylic acids, sulfonic acids or phosphonic acids, or their salts, e.g. succinates, phosphates, phosphonates, sulfates, and sulfonates. A citric acid or citrate solution is preferred. This treatment may be carried out at

35

- 19 -

room temperature or may be carried out at a slightly elevated temperature of about 30 to 50°C. A further post-treatment involves rinsing the aluminum oxide surface with a bicarbonate solution. Still further, the aluminum oxide surface may be treated with
5 polyvinylphosphonic acid, polyvinylmethylphosphonic acid, phosphoric acid esters of polyvinyl alcohol, polyvinylsulfonic acid, polyvinylbenzenesulfonic acid, sulfuric acid esters of polyvinyl alcohol, and acetals of polyvinyl alcohols formed by reaction with a sulfonated aliphatic aldehyde. It is further evident that one or
10 more of these post-treatments may be carried out alone or in combination. More detailed descriptions of these treatments are given in GB-A- 1 084 070, DE-A- 4 423 140, DE-A- 4 417 907, EP-A- 659 909, EP-A- 537 633, DE-A- 4 001 466, EP-A- 292 801, EP-A- 291 760 and US-P- 4 458 005.

15

According to another embodiment, the support can also be a flexible support, which is provided with a hydrophilic layer, hereinafter called 'base layer'. The flexible support is e.g. paper, plastic film, thin aluminum or a laminate thereof. Preferred
20 examples of plastic film are polyethylene terephthalate film, polyethylene naphthalate film, cellulose acetate film, polystyrene film, polycarbonate film, etc. The plastic film support may be opaque or transparent.

The base layer is preferably a cross-linked hydrophilic layer
25 obtained from a hydrophilic binder cross-linked with a hardening agent such as formaldehyde, glyoxal, polyisocyanate or a hydrolyzed tetra-alkylorthosilicate. The latter is particularly preferred. The thickness of the hydrophilic base layer may vary in the range of 0.2 to 25 µm and is preferably 1 to 10 µm.

30 The hydrophilic binder for use in the base layer is e.g. a hydrophilic (co)polymer such as homopolymers and copolymers of vinyl alcohol, acrylamide, methylol acrylamide, methylol methacrylamide, acrylic acid, methacrylic acid, hydroxyethyl acrylate, hydroxyethyl methacrylate or maleic anhydride/vinylmethylether copolymers. The
35 hydrophilicity of the (co)polymer or (co)polymer mixture used is preferably the same as or higher than the hydrophilicity of

- 20 -

polyvinyl acetate hydrolyzed to at least an extent of 60% by weight, preferably 80% by weight.

The amount of hardening agent, in particular tetraalkyl orthosilicate, is preferably at least 0.2 parts per part by weight of hydrophilic binder, more preferably between 0.5 and 5 parts by weight, most preferably between 1 parts and 3 parts by weight.

The hydrophilic base layer may also contain substances that increase the mechanical strength and the porosity of the layer. For this purpose colloidal silica may be used. The colloidal silica employed may be in the form of any commercially available water dispersion of colloidal silica for example having an average particle size up to 40 nm, e.g. 20 nm. In addition inert particles of larger size than the colloidal silica may be added e.g. silica prepared according to Stöber as described in J. Colloid and Interface Sci., Vol. 26, 1968, pages 62 to 69 or alumina particles or particles having an average diameter of at least 100 nm which are particles of titanium dioxide or other heavy metal oxides. By incorporating these particles the surface of the hydrophilic base layer is given a uniform rough texture consisting of microscopic hills and valleys, which serve as storage places for water in background areas.

Particular examples of suitable hydrophilic base layers for use in accordance with the present invention are disclosed in EP-A- 601 240, GB-P- 1 419 512, FR-P- 2 300 354, US-P- 3 971 660, and US-P- 4 284 705.

It is particularly preferred to use a film support to which an adhesion improving layer, also called support layer, has been provided. Particularly suitable adhesion improving layers for use in accordance with the present invention comprise a hydrophilic binder and colloidal silica as disclosed in EP-A- 619 524, EP-A- 620 502 and EP-A- 619 525. Preferably, the amount of silica in the adhesion improving layer is between 200 mg/m^2 and 750 mg/m^2 . Further, the ratio of silica to hydrophilic binder is preferably more than 1 and the surface area of the colloidal silica is

- 21 -

preferably at least $300 \text{ m}^2/\text{gram}$, more preferably at least $500 \text{ m}^2/\text{gram}$.

The coating provided on the support is heat-sensitive and can preferably be handled in normal working lighting conditions (daylight, fluorescent light) for several hours. The coating preferably does not contain UV-sensitive compounds which have an absorption maximum in the wavelength range of 200 nm to 400 nm such as diazo compounds, photoacids, photoinitiators, quinone diazides, or sensitizers. Preferably the coating neither contains compounds which have an absorption maximum in the blue and green visible light wavelength range between 400 and 600 nm.

The coating may comprise one or more distinct layers. Besides the layers discussed hereafter, the coating may further comprise e.g. a "subbing" layer which improves the adhesion of the coating to the support, a covering layer which protects the coating against contamination or mechanical damage, and/or a light-to-heat conversion layer which comprises an infrared light absorbing compound.

A suitable negative-working alkaline developing printing plate comprises a phenolic resin and a latent Brønsted acid which produces acid upon heating or IR radiation. These acids catalyze crosslinking of the coating in a post-exposure heating step and thus hardening of the exposed regions. Accordingly, the non-exposed regions can be washed away by a developer to reveal the hydrophilic substrate underneath. For a more detailed description of such a negative-working printing plate precursor we refer to US 6,255,042 and US 6,063,544 and to references cited in these documents. In such a negative-working lithographic printing plate precursor, the polymer of the present invention is added to the coating composition and replaces at least part of the phenolic resin.

In a positive-working lithographic printing plate precursor, the coating is capable of heat-induced solubilization, i.e. the coating is resistant to the developer and ink-accepting in the non-exposed state and becomes soluble in the developer upon exposure to

- 22 -

heat or infrared light to such an extent that the hydrophilic surface of the support is revealed thereby.

Besides the polymer of the present invention, the coating may contain additional polymeric binders that are soluble in an aqueous alkaline developer. Preferred polymers are phenolic resins, e.g. novolac, resoles, polyvinyl phenols and carboxy-substituted polymers. Typical examples of such polymers are described in DE-A-4007428, DE-A-4027301 and DE-A-4445820.

In a preferred positive-working lithographic printing plate precursor, the coating also contains one or more dissolution inhibitors. Dissolution inhibitors are compounds which reduce the dissolution rate of the hydrophobic polymer in the aqueous alkaline developer at the non-exposed areas of the coating and wherein this reduction of the dissolution rate is destroyed by the heat generated during the exposure so that the coating readily dissolves in the developer at exposed areas. The dissolution inhibitor exhibits a substantial latitude in dissolution rate between the exposed and non-exposed areas. By preference, the dissolution inhibitor has a good dissolution rate latitude when the exposed coating areas have dissolved completely in the developer before the non-exposed areas are attacked by the developer to such an extent that the ink-accepting capability of the coating is affected. The dissolution inhibitor(s) can be added to the layer which comprises the hydrophobic polymer discussed above.

The dissolution rate of the non-exposed coating in the developer is preferably reduced by interaction between the hydrophobic polymer and the inhibitor, due to e.g. hydrogen bonding between these compounds. Suitable dissolution inhibitors are preferably organic compounds which comprise at least one aromatic group and a hydrogen bonding site, e.g. a carbonyl group, a sulfonyl group, or a nitrogen atom which may be quaternized and which may be part of a heterocyclic ring or which may be part of an amino substituent of said organic compound. Suitable dissolution inhibitors of this type have been disclosed in e.g. EP-A 825927 and 823327.

- 23 -

Water-repellent polymers represent another type of suitable dissolution inhibitors. Such polymers seem to increase the developer resistance of the coating by repelling the aqueous developer from the coating. The water-repellent polymers can be added to the layer comprising the hydrophobic polymer and/or can be present in a separate layer provided on top of the layer with the hydrophobic polymer. In the latter embodiment, the water-repellent polymer forms a barrier layer which shields the coating from the developer and the solubility of the barrier layer in the developer or the penetrability of the barrier layer by the developer can be increased by exposure to heat or infrared light, as described in e.g. EP-A 864420, EP-A 950517 and WO99/21725. Preferred examples of the water-repellent polymers are polymers comprising siloxane and/or perfluoroalkyl units. In one embodiment, the coating contains such a water-repellent polymer in an amount between 0.5 and 25 mg/m², preferably between 0.5 and 15 mg/m² and most preferably between 0.5 and 10 mg/m². When the water-repellent polymer is also ink-repelling, e.g. in the case of polysiloxanes, higher amounts than 25 mg/m² can result in poor ink-acceptance of the non-exposed areas. An amount lower than 0.5 mg/m² on the other hand may lead to an unsatisfactory development resistance. The polysiloxane may be a linear, cyclic or complex cross-linked polymer or copolymer. The term polysiloxane compound shall include any compound which contains more than one siloxane group -Si(R,R')-O-, wherein R and R' are optionally substituted alkyl or aryl groups. Preferred siloxanes are phenylalkylsiloxanes and dialkylsiloxanes. The number of siloxane groups in the (co)polymer is at least 2, preferably at least 10, more preferably at least 20. It may be less than 100, preferably less than 60. In another embodiment, the water-repellent polymer is a block-copolymer or a graft-copolymer of a poly(alkylene oxide) block and a block of a polymer comprising siloxane and/or perfluoroalkyl units. A suitable copolymer comprises about 15 to 25 siloxane units and 50 to 70 alkylene oxide groups. Preferred examples include copolymers comprising phenylmethylsiloxane and/or

- 24 -

dimethylsiloxane as well as ethylene oxide and/or propylene oxide, such as Tego Glide 410, Tego Wet 265, Tego Protect 5001 or Silikophen P50/X, all commercially available from Tego Chemie, Essen, Germany. Such a copolymer acts as a surfactant which upon coating, due to its bifunctional structure, automatically positions itself at the interface between the coating and air and thereby forms a separate top layer even when the whole coating is applied from a single coating solution. Simultaneously, such surfactants act as a spreading agent which improves the coating quality.

Alternatively, the water-repellent polymer can be applied in a second solution, coated on top of the layer comprising the hydrophobic polymer. In that embodiment, it may be advantageous to use a solvent in the second coating solution that is not capable of dissolving the ingredients present in the first layer so that a highly concentrated water-repellent phase is obtained at the top of the coating.

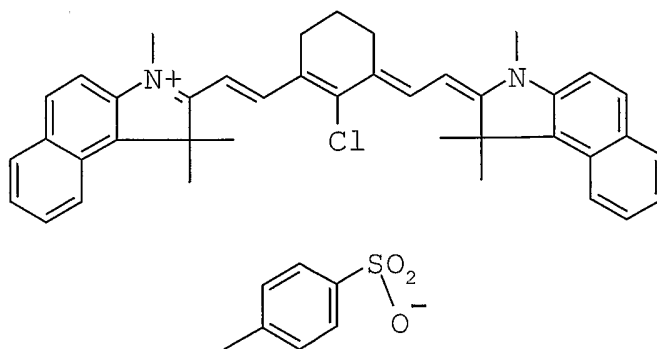
Preferably, also one or more development accelerators are included in the coating, i.e. compounds which act as dissolution promoters because they are capable of increasing the dissolution rate of the non-exposed coating in the developer. The simultaneous application of dissolution inhibitors and accelerators allows a precise fine tuning of the dissolution behavior of the coating. Suitable dissolution accelerators are cyclic acid anhydrides, phenols or organic acids. Examples of the cyclic acid anhydride include phthalic anhydride, tetrahydrophthalic anhydride, hexahydrophthalic anhydride, tetrachlorophthalic anhydride, maleic anhydride, chloromaleic anhydride, alpha -phenylmaleic anhydride, succinic anhydride, and pyromellitic anhydride, as described in U.S. Patent No. 4,115,128. Examples of the phenols include bisphenol A, p-nitrophenol, p-ethoxyphenol, 2,4,4'-trihydroxybenzophenone, 2,3,4-trihydroxy-benzophenone, 4-hydroxybenzophenone, 4,4',4''-trihydroxy-triphenylmethane, and 4,4',3'',4''-tetrahydroxy-3,5,3',5'-tetramethyltriphenyl-methane, and the like. Examples of the organic acids include sulfonic acids, sulfinic acids, alkylsulfuric acids, phosphonic acids, phosphates, and carboxylic acids, as described in, for example, JP-A Nos. 60-88,942 and 2-

- 25 -

96,755. Specific examples of these organic acids include p-toluenesulfonic acid, dodecylbenzenesulfonic acid, p-toluenesulfinic acid, ethylsulfuric acid, phenylphosphonic acid, phenylphosphinic acid, phenyl phosphate, diphenyl phosphate, benzoic acid, isophthalic acid, adipic acid, p-toluic acid, 3,4-dimethoxybenzoic acid, phthalic acid, terephthalic acid, 4-cyclohexene-1,2-dicarboxylic acid, erucic acid, lauric acid, n-undecanoic acid, and ascorbic acid. The amount of the cyclic acid anhydride, phenol, or organic acid contained in the coating is preferably in the range of 0.05 to 20% by weight, relative to the coating as a whole.

The polymer of the present invention can be used in conventional photosensitive printing plate precursors wherein at least part of the conventional phenolic polymer is replaced by at least one of the polymers of the present invention.

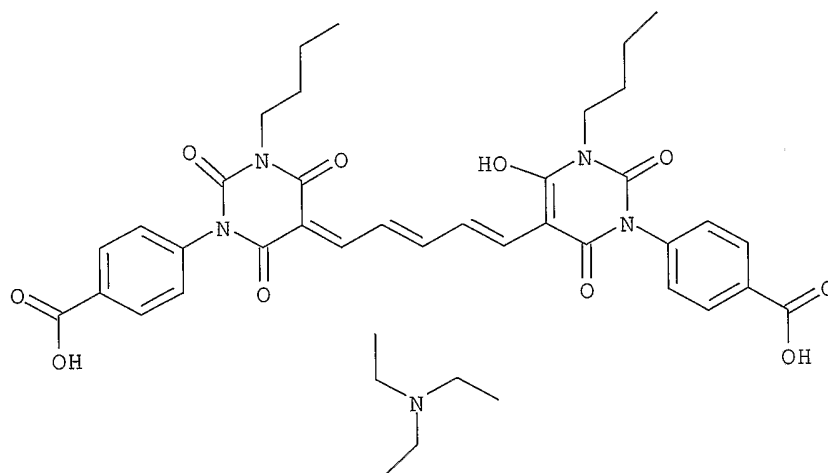
According to a more preferred embodiment, the material of the present invention is image-wise exposed to infrared light, which is converted into heat by an infrared light absorbing agent, which may be a dye or pigment having an absorption maximum in the infrared wavelength range. The concentration of the sensitizing dye or pigment in the coating is typically between 0.25 and 10.0 wt.%, more preferably between 0.5 and 7.5 wt.% relative to the coating as a whole. Preferred IR-absorbing compounds are dyes such as cyanine or merocyanine dyes or pigments such as carbon black. A suitable compound is the following infrared dye :



IR-1

- 26 -

The coating may further contain an organic dye which absorbs visible light so that a perceptible image is obtained upon image-wise exposure and subsequent development. Such a dye is often called contrast dye or indicator dye. Preferably, the dye has a blue color and an absorption maximum in the wavelength range between 600nm and 750 nm. Although the dye absorbs visible light, it preferably does not sensitize the printing plate precursor, i.e. the coating does not become more soluble in the developer upon exposure to visible light. Suitable examples of such a contrast dye are the quaternized triarylmethane dyes. Another suitable compound is the following dye:



CD-1

The infrared light absorbing compound and the contrast dye may be present in the layer comprising the hydrophobic polymer, and/or in the barrier layer discussed above and/or in an optional other layer. According to a highly preferred embodiment, the infrared light absorbing compound is concentrated in or near the barrier layer, e.g. in an intermediate layer between the layer comprising the hydrophobic polymer and the barrier layer.

The printing plate precursor of the present invention can be exposed to infrared light with LEDs or a laser. Preferably, a laser emitting near infrared light having a wavelength in the range from about 750 to about 1500 nm is used, such as a semiconductor laser diode, a Nd:YAG or a Nd:YLF laser. The required laser power depends on the sensitivity of the image-recording layer, the pixel dwell time of the laser beam, which is determined by the spot diameter

- 27 -

(typical value of modern plate-setters at $1/e^2$ of maximum intensity : 10-25 μm), the scan speed and the resolution of the exposure apparatus (i.e. the number of addressable pixels per unit of linear distance, often expressed in dots per inch or dpi; typical
5 value : 1000-4000 dpi).

Two types of laser-exposure apparatuses are commonly used: internal (ITD) and external drum (XTD) plate-setters. ITD plate-setters for thermal plates are typically characterized by a very high scan speed up to 1500 m/sec and may require a laser power of
10 several Watts. The Agfa Galileo T is a typical example of a plate-setter using the ITD-technology. XTD plate-setters operate at a lower scan speed typically from 0.1 m/sec to 10 m/sec and have a typical laser-output-power per beam from 20 mW up to 500 mW. The Creo Trendsetter plate-setter family and the Agfa Excalibur plate-
15 setter family both make use of the XTD-technology.

The known plate-setters can be used as an off-press exposure apparatus, which offers the benefit of reduced press down-time. XTD plate-setter configurations can also be used for on-press exposure, offering the benefit of immediate registration in a multi-color
20 press. More technical details of on-press exposure apparatuses are described in e.g. US 5,174,205 and US 5,163,368.

In the development step, the non-image areas of the coating can be removed by immersion in an aqueous alkaline developer, which may be combined with mechanical rubbing, e.g. by a rotating brush. The
25 developer preferably has a pH above 10, more preferably above 12. The development step may be followed by a rinsing step, a gumming step, a drying step and/or a post-baking step.

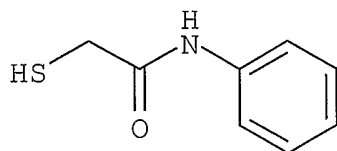
The printing plate thus obtained can be used for conventional, so-called wet offset printing, in which ink and an aqueous dampening
30 liquid is supplied to the plate. Another suitable printing method uses so-called single-fluid ink without a dampening liquid. Single-fluid ink consists of an ink phase, also called the hydrophobic or oleophilic phase, and a polar phase which replaces the aqueous dampening liquid that is used in conventional wet offset printing.
35 Suitable examples of single-fluid inks have been described in US

4,045,232; US 4,981,517 and US 6,140,392. In a most preferred embodiment, the single-fluid ink comprises an ink phase and a polyol phase as described in WO 00/32705.

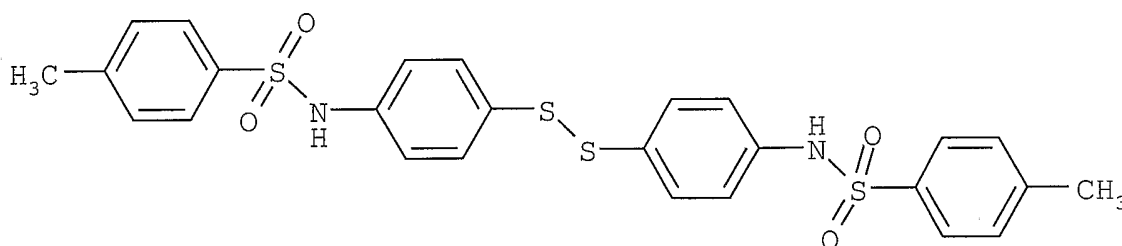
5 EXAMPLES

List of substitution reagentia used in the preparation of modified polymers:

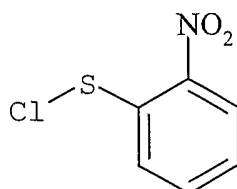
10 CMR-01:



15 CMR-02:



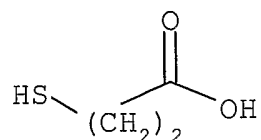
20 CMR-03:



20

CMR-04:

- 29 -



Sulfolane: tetrahydrothiophene 1,1-dioxide

5 Preparation of polymer MP-01:

- Modifying solution:

To a mixture of 8.9 g MR-01 and 500 ml CH₂Cl₂, stirred at room temperature, 4.1 ml SO₂Cl₂ was added and the mixture was brought to
10 40°C for 30 minutes after which the mixture was cooled to room temperature.

- Phenolic polymer solution:

24.5 g of solid polymer, obtained by precipitation of 61.25 g of
15 POL-01 solution (40 % by weight in Dowanol PM) in a mixture of water/methanol (volume ratio 10:1) and subsequent drying at 40°C, was added to a mixture of 250 ml CH₂Cl₂ and 25 ml sulfolane at 40°C. After the polymer was dissolved, the mixture was cooled to room temperature.

20

Then the above prepared modifying solution was added to the phenolic polymer solution over a 45 minute period while continuously stirring. After addition the reaction mixture was stirred for another 60 minutes under reflux conditions. Then the reaction
25 mixture was cooled to room temperature and 750 ml acetone was added. Then, the reaction mixture was concentrated by evaporation until an oil was obtained. This oil was then added to 2 liters of ice-water over a 30 minute period while continuously stirring. The polymer precipitated from the aqueous medium and was isolated by filtration.
30 The desired product was finally obtained by washing with water and subsequent drying at 45°C.

- 30 -

Preparation of polymer MP-02:

The preparation of polymer MP-02 was carried out in the same way as that of polymer MP-01 with the exception that in the preparation of
5 the modifying solution 14.8 g MR-02, 200 ml CH₂Cl₂ and 4.1 ml SO₂Cl₂ and in the preparation of the phenolic polymer solution 24.5 g solid polymer and a mixture of 100 ml CH₂Cl₂ and 100 ml sulfolane were used instead of the products and the quantities given in the preparation of polymer MP-01.

10

Preparation of polymer MP-05:

The preparation of polymer MP-05 was carried out in the same way as that of polymer MP-01 with the exception that in the preparation of
15 the modifying solution 10.5 g MR-05, 150 ml CH₂Cl₂ and 6.2 ml SO₂Cl₂ and in the preparation of the phenolic polymer solution 36.8 g of solid polymer, obtained by precipitation of 92 g of POL-01 solution, and a mixture of 75 ml CH₂Cl₂ and 100 ml sulfolane were used instead of the products and the quantities given in the preparation of
20 polymer MP-01.

Preparation of polymer MP-06:

The preparation of polymer MP-06 was carried out in the same way as
25 that of polymer MP-01 with the exception that in the preparation of the modifying solution 12.5 g CMR-01, 150 ml CH₂Cl₂ and 6.2 ml SO₂Cl₂ and in the preparation of the phenolic polymer solution 36.8 g solid polymer and a mixture of 100 ml CH₂Cl₂ and 100 ml sulfolane were used instead of the products and the quantities given in the
30 preparation of polymer MP-01.

Preparation of polymer MP-07:

- 31 -

The preparation of polymer MP-07 was carried out in the same way as that of polymer MP-01 with the exception that in the preparation of the modifying solution 14 g CMR-02, 100 ml CH₂Cl₂ and 2.1 ml SO₂Cl₂ and in the preparation of the phenolic polymer solution 24.5 g solid
5 polymer and a mixture of 50 ml CH₂Cl₂, 100 ml sulfolane and 6.8 ml tetramethylguanidine were used instead of the products and the quantities given in the preparation of polymer MP-01.

Preparation of polymer MP-08:

10

The preparation of polymer MP-08 was carried out in the same way as that of polymer MP-01 with the exception that in the preparation of the modifying solution 14.2 g CMR-03 and 100 ml CH₂Cl₂ and no addition of SO₂Cl₂ and in the preparation of the phenolic polymer
15 solution 36.8 g solid polymer and a mixture of 100 ml CH₂Cl₂ and 50 ml sulfolane were used instead of the products and the quantities given in the preparation of polymer MP-01.

Preparation of polymer MP-09:

20

The preparation of polymer MP-09 was carried out in the same way as that of polymer MP-01 with the exception that in the preparation of the modifying solution 7.95 g CMR-04, 150 ml CH₂Cl₂ and 6.2 ml SO₂Cl₂ and in the preparation of the phenolic polymer solution 36.8
25 g solid polymer and a mixture of 75 ml CH₂Cl₂ and 75 ml sulfolane were used instead of the products and the quantities given in the preparation of polymer MP-01.

Test 1:

30

Preparation of the coating:

A coating solution was prepared by mixing the following ingredients:

- 32 -

- 86.55 g Dowanol PM
- 464.64 g methyl ethyl ketone
- 101.28 g of a solution of the infrared dye IR-1 in a concentration of 2 % by weight in Dowanol PM
- 5 - 144.70 g of a solution of the contrast dye CD-1 in a concentration of 1 % by weight in Dowanol PM
- 159.14 g of a solution of Tego Glide 410 in a concentration of 1 % by weight in Dowanol PM
- 159.14 g of a solution of a phenolic polymer, as listed in Table
10 1, in a concentration of 40 % by weight in Dowanol PM
- 3.18 g of 3,4,5-trimethoxycinnamic acid.

The coating solution was coated on an electrochemically grained and anodized aluminum substrate at a wet thickness of 20µm. The coating
15 was dried for 1 minute at 130°C.

For measuring the chemical resistance 2 different solutions were selected:

- Test solution 1: solution of isopropanol in a concentration of 50
20 % by weight in water,
- Test solution 2: EMERALD PREMIUM MXEH, commercially available from ANCHOR.

The chemical resistance was tested by contacting a droplet of 40µl
25 of each test solution on different spots of the coating. After 3 minutes, the droplet was removed from the coating with a cotton pad.

The attack on the coating due to each test solution was rated by visual inspection as follows:

- 30 - 0: no attack,
- 1: changed gloss of the coating's surface,
- 2: small attack of the coating (thickness is decreased),
- 3: heavy attack of the coating,
- 4: completely dissolved coating.

The higher the rating, the less is the chemical resistance of the coating. The results for the 2 test solutions on each coating are summarised in Table 1. The table contains also information about the type of the phenolic polymer used in the modifying reaction, the type of modifying reagents and the degree of modification (in mol %) and the MP-number of the prepared polymer.

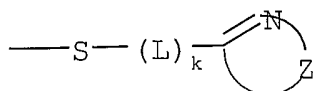
Table 1:

Example number	Type Phenolic Polymer	Type reagents	Degree modif. (mol%)	Prep. Polym. MP-nr.	TEST 1 Test solution 1	TEST 1 Test solution 2
Comparative example 1	POL-01	-	-	-	4	4
Example 1	POL-01	MR-01	25	MP-01	0	1
Example 2	POL-01	MR-02	25	MP-02	2	2
Example 5	POL-01	MR-05	25	MP-05	0	0
Comparative example 2	POL-01	CMR-01	25	MP-06	4	3
Comparative example 3	POL-01	CMR-02	25	MP-07	4	3
Comparative example 4	POL-01	CMR-03	25	MP-08	4	3
Comparative example 5	POL-01	CMR-04	25	MP-09	4	3

Table 1 demonstrates that the polymers, modified according to the present invention, give rise to a significant increase of the chemical resistance of the coating compared with unmodified polymer and compared with polymers, modified for the same degree with a modifying reagents which does not contain a heterocyclic group.

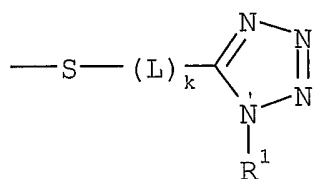
[CLAIMS]

1. A polymer comprising a phenolic monomeric unit wherein the phenyl group of the phenolic monomeric unit is substituted by a group having the structure $-S-(L)_k-Q$ wherein S is covalently bound to a carbon atom of the phenyl group, wherein L is a linking group, k is 0 or 1 and Q comprises a heterocyclic group.
2. A polymer according to claim 1 wherein said heterocyclic group is aromatic.
3. A polymer according to claim 1 or 2 wherein said heterocyclic group contains at least one nitrogen atom in the ring of the heterocyclic group.
4. A polymer according to any of the preceding claims wherein said heterocyclic group has a 5- or 6-membered ring structure, optionally annelated with another ring system.
5. A polymer according to any of the preceding claims wherein the heterocyclic group is selected from an optionally substituted tetrazole, triazole, thiadiazole, oxadiazole, imidazole, benzimidazole, thiazole, benzthiazole, oxazole, benzoxazole, pyrazole, pyrrole, pyrimidine, pyrasine, pyridasine, triazine or pyridine group.
6. A polymer according to claim 1 wherein the $-S-(L)_k-Q$ comprises the following formula



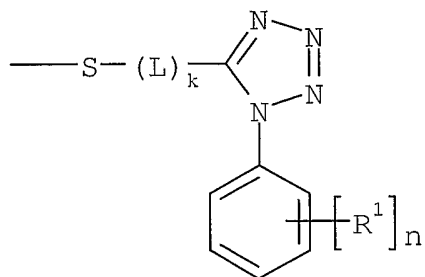
- wherein Z represents the necessary atoms to form a 5- or 6-membered heterocyclic aromatic group, optionally annelated with another ring system.
7. A polymer according to claim 6 wherein the $-S-(L)_k-Q$ comprises the following formula

- 35 -



wherein R^1 is selected from hydrogen or an optionally substituted alkyl, alkenyl, alkynyl, cycloalkyl, heterocyclic, aryl, heteroaryl, aralkyl or heteroaralkyl group.

8. A polymer according to claim 6 wherein the $-S-(L)_k-Q$ comprises the following formula



wherein n is 0, 1, 2, 3, 4 or 5,

wherein each R^1 is independently selected from hydrogen, an

optionally substituted alkyl, alkenyl, alkynyl, cycloalkyl, heterocyclic, aryl, heteroaryl, aralkyl or heteroaralkyl group,

halogen, $-SO_2-NH-R^2$, $-NH-SO_2-R^5$, $-CO-NR^2-R^3$, $-NR^2-CO-R^5$, $-NR^2-CO-NR^3-R^4$, $-NR^2-CS-NR^3-R^4$, $-NR^2-CO-O-R^3$, $-O-CO-NR^2-R^3$,

$-O-CO-R^5$, $-CO-O-R^2$, $-CO-R^2$, $-SO_3-R^2$, $-O-SO_2-R^5$, $-SO_2-R^2$, $-SO-R^5$,

$-P(=O)(-O-R^2)(-O-R^3)$, $-O-P(=O)(-O-R^2)(-O-R^3)$, $-NR^2-R^3$, $-O-R^2$,

$-S-R^2$, $-CN$, $-NO_2$ or $-M-R^2$, wherein M represents a divalent linking group containing 1 to 8 carbon atoms,

wherein R^2 to R^4 are independently selected from hydrogen or an optionally substituted alkyl, alkenyl, alkynyl, cycloalkyl, heterocyclic, aryl, heteroaryl, aralkyl or heteroaralkyl group,

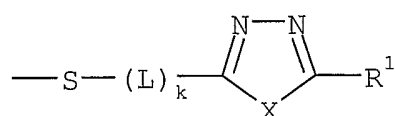
wherein R^5 is an optionally substituted alkyl, alkenyl, alkynyl, cycloalkyl, heterocyclic, aryl, heteroaryl, aralkyl or

- 36 -

heteroaralkyl group,

or wherein at least two groups selected from each R^1 , R^2 , R^3 , R^4 and R^5 together represent the necessary atoms to form a cyclic structure.

- 5 9. A polymer according to claim 6 wherein the $-S-(L)_k-Q$ comprises the following formula



wherein X is O, S or NR^3 ,

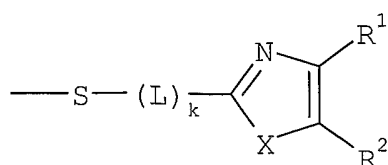
wherein R^1 is selected from hydrogen, an optionally substituted
 10 alkyl, alkenyl, alkynyl, cycloalkyl, heterocyclic, aryl,
 heteroaryl, aralkyl or heteroaralkyl group, halogen or $-L^1-R^2$,
 wherein L^1 is a linking group,

wherein R^2 is selected from hydrogen, an optionally substituted
 15 heteroaryl, aralkyl or heteroaralkyl group, halogen or $-CN$,

wherein R^3 is selected from hydrogen or an optionally substituted
 alkyl, alkenyl, alkynyl, cycloalkyl, heterocyclic, aryl,
 heteroaryl, aralkyl or heteroaralkyl group,

or wherein at least two groups selected from R^1 , R^2 and R^3
 20 represent the necessary atoms to form a cyclic structure.

10. A polymer according to claim 6 wherein the $-S-(L)_k-Q$ comprises the following formula



wherein X is O, S or NR^4 ,

- 37 -

wherein R^1 and R^2 are independently selected from hydrogen, an optionally substituted alkyl, alkenyl, alkynyl, cycloalkyl, heterocyclic, aryl, heteroaryl, aralkyl or heteroaralkyl group, halogen or $-L^1-R^3$,

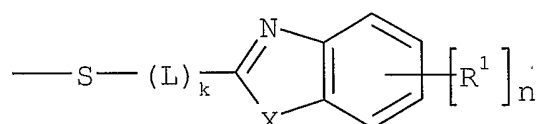
5 wherein L^1 is a linking group,

wherein R^3 is selected from hydrogen, an optionally substituted alkyl, alkenyl, alkynyl, cycloalkyl, heterocyclic, aryl, heteroaryl, aralkyl or heteroaralkyl group, halogen or $-CN$,

10 wherein R^4 is selected from hydrogen or an optionally substituted alkyl, alkenyl, alkynyl, cycloalkyl, heterocyclic, aryl, heteroaryl, aralkyl or heteroaralkyl group,

or wherein at least two groups selected from R^1 , R^2 , R^3 and R^4 together represent the necessary atoms to form a cyclic structure.

15 11. A polymer according to claim 6 wherein the $-S-(L)_k-Q$ comprises the following formula



wherein n is 0, 1, 2, 3 or 4,

wherein X is O, S or NR^5 ,

20 wherein each R^1 is independently selected from hydrogen, an optionally substituted alkyl, alkenyl, alkynyl, cycloalkyl, heterocyclic, aryl, heteroaryl, aralkyl or heteroaralkyl group,

halogen, $-SO_2-NH-R^2$, $-NH-SO_2-R^6$, $-CO-NR^2-R^3$, $-NR^2-CO-R^6$,
 $-NR^2-CO-NR^3-R^4$, $-NR^2-CS-NR^3-R^4$, $-NR^2-CO-O-R^3$, $-O-CO-NR^2-R^3$,

25 $-O-CO-R^6$, $-CO-O-R^2$, $-CO-R^2$, $-SO_3-R^2$, $-O-SO_2-R^6$, $-SO_2-R^2$, $-SO-R^6$,

$-P(=O)(-O-R^2)(-O-R^3)$, $-O-P(=O)(-O-R^2)(-O-R^3)$, $-NR^2-R^3$, $-O-R^2$,

$-S-R^2$, $-CN$, $-NO_2$ or $-M-R^2$, wherein M represents a divalent linking

- 38 -

group containing 1 to 8 carbon atoms,

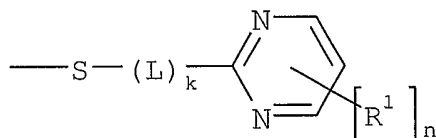
wherein R^2 to R^5 are independently selected from hydrogen or an optionally substituted alkyl, alkenyl, alkynyl, cycloalkyl, heterocyclic, aryl, heteroaryl, aralkyl or heteroaralkyl group,

wherein R^6 is an optionally substituted alkyl, alkenyl, alkynyl, cycloalkyl, heterocyclic, aryl, heteroaryl, aralkyl or heteroaralkyl group,

or wherein at least two groups selected from each R^1 , R^2 , R^3 , R^4 , R^5 and R^6 represent the necessary atoms to form a cyclic

structure.

12. A polymer according to claim 6 wherein the $-S-(L)_k-Q$ comprises the following formula



wherein n is 0, 1, 2 or 3,

wherein each R^1 is independently selected from hydrogen, an optionally substituted alkyl, alkenyl, alkynyl, cycloalkyl, heterocyclic, aryl, heteroaryl, aralkyl or heteroaralkyl group, halogen, $-SO_2-NH-R^2$, $-NH-SO_2-R^5$, $-CO-NR^2-R^3$, $-NR^2-CO-R^5$,

$-NR^2-CO-NR^3-R^4$, $-NR^2-CS-NR^3-R^4$, $-NR^2-CO-O-R^3$, $-O-CO-NR^2-R^3$,

$-O-CO-R^5$, $-CO-O-R^2$, $-CO-R^2$, $-SO_3-R^2$, $-O-SO_2-R^5$, $-SO_2-R^2$, $-SO-R^5$,

$-P(=O)(-O-R^2)(-O-R^3)$, $-O-P(=O)(-O-R^2)(-O-R^3)$, $-NR^2-R^3$, $-O-R^2$,

$-S-R^2$, $-CN$, $-NO_2$ or $-M-R^2$, wherein M represents a divalent linking group containing 1 to 8 carbon atoms,

wherein R^2 to R^4 are independently selected from hydrogen or an optionally substituted alkyl, alkenyl, alkynyl, cycloalkyl, heterocyclic, aryl, heteroaryl, aralkyl or heteroaralkyl group,

wherein R^5 is an optionally substituted alkyl, alkenyl, alkynyl,

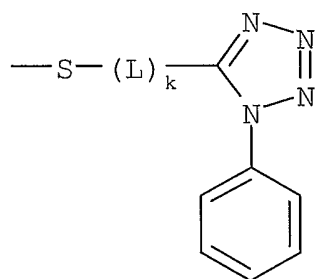
- 39 -

cycloalkyl, heterocyclic, aryl, heteroaryl, aralkyl or heteroaralkyl group,

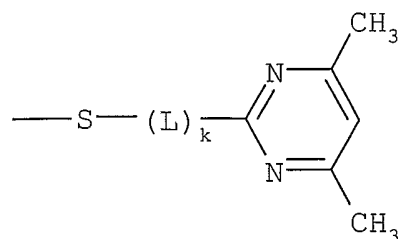
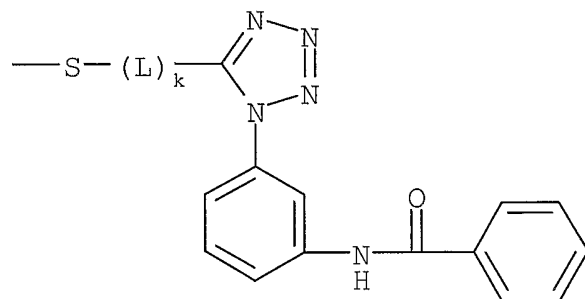
or wherein at least two groups selected from each R^1 , R^2 , R^3 , R^4 and R^5 together represent the necessary atoms to form a cyclic structure.

5

13. A polymer according to claim 6 wherein the $-S-(L)_k-Q$ comprises one of the following formula:



10



15

- 40 -

14. A polymer according to any of the preceding claims, wherein said polymer comprising a phenolic monomeric unit is a novolac, resol or polyvinylphenol.
- 5 15. A heat-sensitive lithographic printing plate precursor comprising a support having a hydrophilic surface and an oleophilic coating, provided on the hydrophilic surface, said coating comprising an infrared light absorbing agent and a polymer according to any of the preceding claims.
- 10 16. A lithographic printing plate precursor according to claim 15, wherein said coating further comprises a dissolution inhibitor and wherein said precursor is a positive working lithographic printing plate precursor.
17. A lithographic printing plate precursor according to claim 16,
15 wherein said dissolution inhibitor is selected from
- an organic compound which comprises at least one aromatic group and a hydrogen bonding site, and/or
 - a polymer or surfactant comprising siloxane or perfluoroalkyl units.
- 20 18. Use of a polymer, according to any of the claims 1 to 14, in a coating of a positive working heat-sensitive lithographic printing plate precursor, further comprising
- an infrared absorbing agent and
 - a dissolution inhibitor,
- 25 for increasing the chemical resistance of the coating against printing liquids and press chemicals.
19. A lithographic printing plate precursor according to claim 15, wherein said coating further comprising a latent Brønsted acid and an acid-crosslinkable compound and wherein said precursor is
30 a negative working lithographic printing plate precursor.

- 41 -

20. Use of a polymer, according to any of the claims 1 to 14,
in a coating of a negative working heat-sensitive lithographic
printing plate precursor, further comprising

- an infrared absorbing agent,
- 5 - a latent Brönsted acid and
- an acid-crosslinkable compound,

for increasing the chemical resistance of the coating against
printing liquids and press chemicals.

■

10

15

20

25

30

35

INTERNATIONAL SEARCH REPORT

International Application No
PCT/EP 03/50669

A. CLASSIFICATION OF SUBJECT MATTER

IPC 7 C08L61/14 C08G8/28 G03F7/105

According to International Patent Classification (IPC) or to both national classification and IPC

B. FIELDS SEARCHED

Minimum documentation searched (classification system followed by classification symbols)

IPC 7 C08L C08G G03F

Documentation searched other than minimum documentation to the extent that such documents are included in the fields searched

Electronic data base consulted during the international search (name of data base and, where practical, search terms used)

EPO-Internal, WPI Data, PAJ

C. DOCUMENTS CONSIDERED TO BE RELEVANT

Category *	Citation of document, with indication, where appropriate, of the relevant passages	Relevant to claim No.
A	EP 0 934 822 A (MITSUBISHI CHEM CORP) 11 August 1999 (1999-08-11) page 25, line 35 - line 45 -----	1-22
A	WO 91 19227 A (HORSELL PLC) 12 December 1991 (1991-12-12) page 6 -----	1-22
A	GB 1 330 932 A (KONISHIROKU PHOTO IND) 19 September 1973 (1973-09-19) claim 1 -----	1-22
A	EP 0 982 123 A (FUJI PHOTO FILM CO LTD) 1 March 2000 (2000-03-01) cited in the application claim 1 -----	1-22

Further documents are listed in the continuation of box C.

Patent family members are listed in annex.

* Special categories of cited documents :

- *A* document defining the general state of the art which is not considered to be of particular relevance
- *E* earlier document but published on or after the international filing date
- *L* document which may throw doubts on priority claim(s) or which is cited to establish the publication date of another citation or other special reason (as specified)
- *O* document referring to an oral disclosure, use, exhibition or other means
- *P* document published prior to the international filing date but later than the priority date claimed

- *T* later document published after the international filing date or priority date and not in conflict with the application but cited to understand the principle or theory underlying the invention
- *X* document of particular relevance; the claimed invention cannot be considered novel or cannot be considered to involve an inventive step when the document is taken alone
- *Y* document of particular relevance; the claimed invention cannot be considered to involve an inventive step when the document is combined with one or more other such documents, such combination being obvious to a person skilled in the art.
- *&* document member of the same patent family

Date of the actual completion of the international search

6 January 2004

Date of mailing of the international search report

15/01/2004

Name and mailing address of the ISA

European Patent Office, P.B. 5818 Patentlaan 2
NL - 2280 HV Rijswijk
Tel. (+31-70) 340-2040, Tx. 31 651 epo nl,
Fax: (+31-70) 340-3016

Authorized officer

Paalman, R

INTERNATIONAL SEARCH REPORT

Information on patent family members

International application No

PCT/EP 03/50669

Patent document cited in search report	A	Publication date	Patent family member(s)	Publication date
EP 0934822	A	11-08-1999	EP 0934822 A1	11-08-1999
			JP 11288089 A	19-10-1999
			US 6200727 B1	13-03-2001
<hr style="border-top: 1px dashed black;"/>				
WO 9119227	A	12-12-1991	WO 9119227 A1	12-12-1991
<hr style="border-top: 1px dashed black;"/>				
GB 1330932	A	19-09-1973	JP 50005084 B	28-02-1975
			DE 2146166 A1	23-03-1972
<hr style="border-top: 1px dashed black;"/>				
EP 0982123	A	01-03-2000	JP 2000062338 A	29-02-2000
			JP 2000075485 A	14-03-2000
			EP 1354701 A1	22-10-2003
			EP 0982123 A2	01-03-2000
			US 6391519 B1	21-05-2002
<hr style="border-top: 1px dashed black;"/>				