

[54] ELECTRIC FAN FOR ENGINE COOLING

3,621,822 11/1971 Oster 123/41.12
4,257,554 3/1981 Willingham 123/41.12 X
4,329,946 5/1982 Longhouso 123/41.49

[76] Inventor: Roger Clemente, 1789 Vauxhill Rd.,
Union, N.J. 07083

[**] Term: 14 Years

Primary Examiner—James R. Largen
Attorney, Agent, or Firm—Louis E. Marn; Elliot M.
Olstein

[21] Appl. No.: 190,939

[22] Filed: Sep. 25, 1980

[57] CLAIM

[51] Int. Cl. D23—04

The ornamental design for an electric fan for engine
cooling, substantially as shown.

[52] U.S. Cl. D23/158

[58] Field of Search D23/139-167;
123/41.12, 41.49, 41.65, 41.66; 416/244 R, 245
R; 417/423, 424

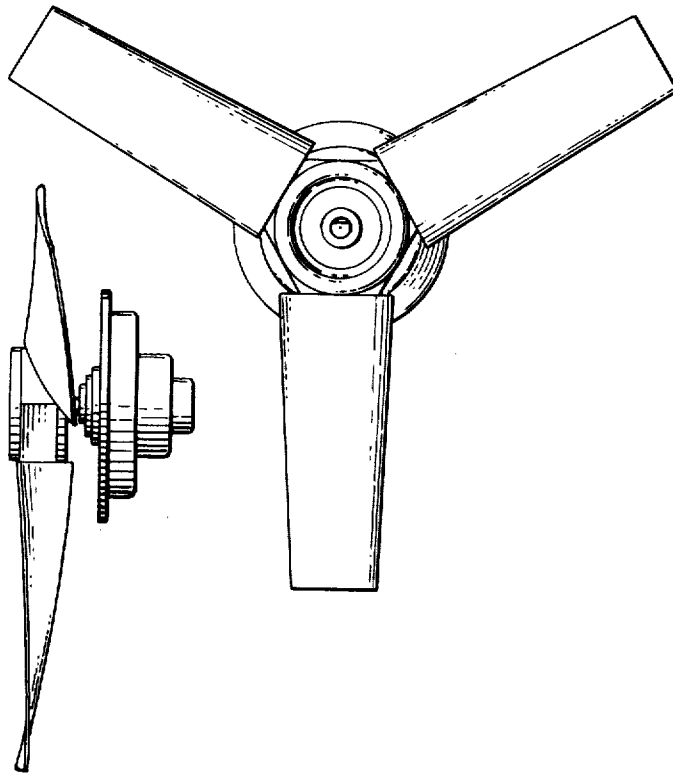
DESCRIPTION

[56] References Cited

U.S. PATENT DOCUMENTS

D. 187,699 4/1960 Van Rijn D23/158
D. 231,355 4/1974 Papst D23/160

FIG. 1 is a front elevational view of an electric fan for
engine cooling showing my new design;
FIG. 2 is a rear elevational view thereof;
FIG. 3 is a top plan view thereof;
FIG. 4 is a bottom plan view thereof;
FIG. 5 is a left side elevational view thereof; and
FIG. 6 is a right side elevational view thereof.



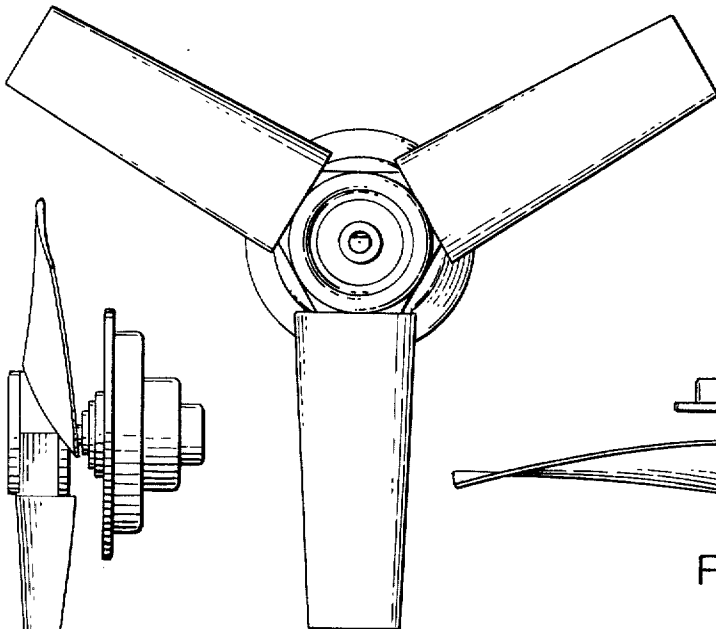


FIG. 1

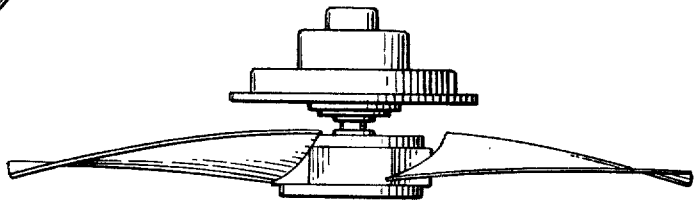


FIG. 3

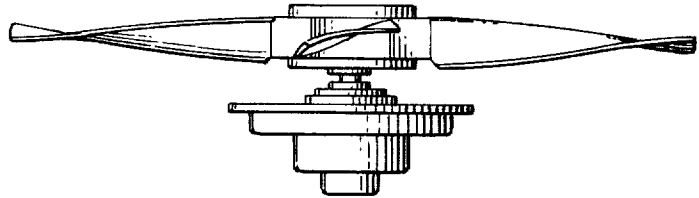


FIG. 4

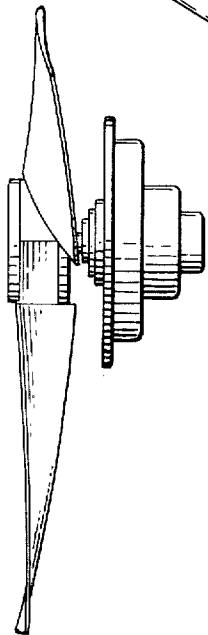


FIG. 6

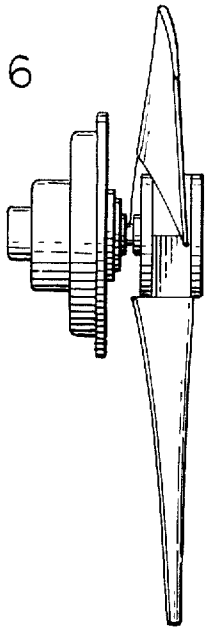


FIG. 5

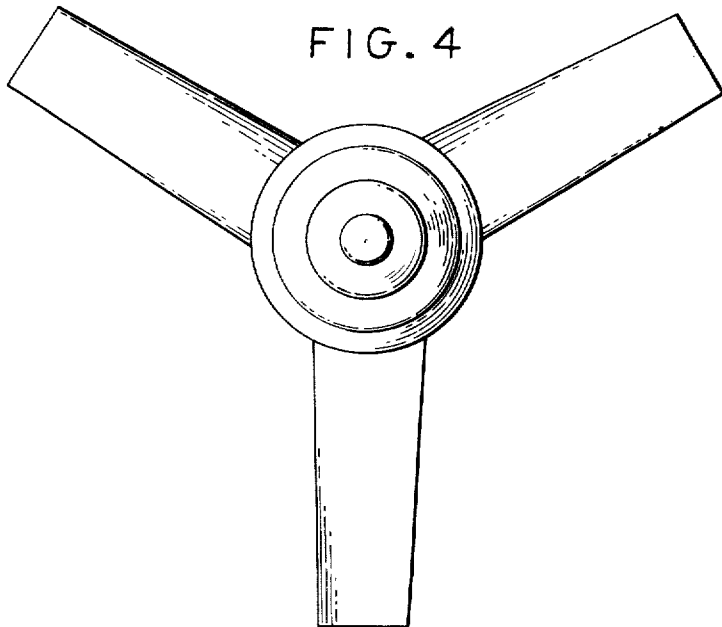


FIG. 2