



US00D752208S

(12) **United States Design Patent**
Fant et al.

(10) **Patent No.:** **US D752,208 S**

(45) **Date of Patent:** **** Mar. 22, 2016**

(54) **FACE MASK**

(71) Applicants: **Marco Fant**, Varese (IT); **Eugenio Amos**, Casciago (IT)

(72) Inventors: **Marco Fant**, Varese (IT); **Eugenio Amos**, Casciago (IT)

(**) Term: **14 Years**

(21) Appl. No.: **29/485,020**

(22) Filed: **Mar. 14, 2014**

(30) **Foreign Application Priority Data**

Sep. 16, 2013 (EM) 002309781

(51) **LOC (10) Cl.** **29-02**

(52) **U.S. Cl.**
USPC **D24/110.1**

(58) **Field of Classification Search**
USPC D24/110.1-110.6; 128/206.12, 206.23, 128/206.24, 206.28, 205.27, 201.17, 201.22
CPC A61M 16/06; A61M 2202/0208; A62B 18/02; A62B 18/025; A62B 18/00
See application file for complete search history.

(56) **References Cited**

U.S. PATENT DOCUMENTS

| | | | | | |
|-----------|------|---------|-----------------|-------|------------|
| 2,752,916 | A * | 7/1956 | Haliczer | | 128/206.19 |
| RE24,549 | E * | 10/1958 | Haliczer | | 128/206.19 |
| D195,612 | S * | 7/1963 | Liloia et al. | | D24/110.1 |
| 4,248,220 | A * | 2/1981 | White | | 128/206.19 |
| D344,608 | S * | 2/1994 | Goryachy et al. | | D24/110.1 |
| D368,960 | S * | 4/1996 | Lanford | | D24/110.1 |
| D421,117 | S * | 2/2000 | Hunter | | D24/110.1 |
| D464,726 | S * | 10/2002 | Wolfe | | D24/110.1 |
| 6,474,336 | B1 * | 11/2002 | Wolfe | | 128/206.21 |

| | | | | | |
|--------------|------|---------|-----------------|-------|------------|
| D511,209 | S * | 11/2005 | Callan | | D24/110.1 |
| D519,208 | S * | 4/2006 | Wolfe | | D24/110.2 |
| D630,315 | S * | 1/2011 | Masters | | D24/110.1 |
| D677,779 | S * | 3/2013 | Turdjian et al. | | D24/110.1 |
| D700,317 | S * | 2/2014 | Turdjian et al. | | D24/110.1 |
| 2012/0060843 | A1 * | 3/2012 | Magidson et al. | | 128/206.19 |

* cited by examiner

Primary Examiner — Deanna L Pratt

Assistant Examiner — Lilyana Bekic

(74) *Attorney, Agent, or Firm* — Koppel Patrick Heybl & Philpott

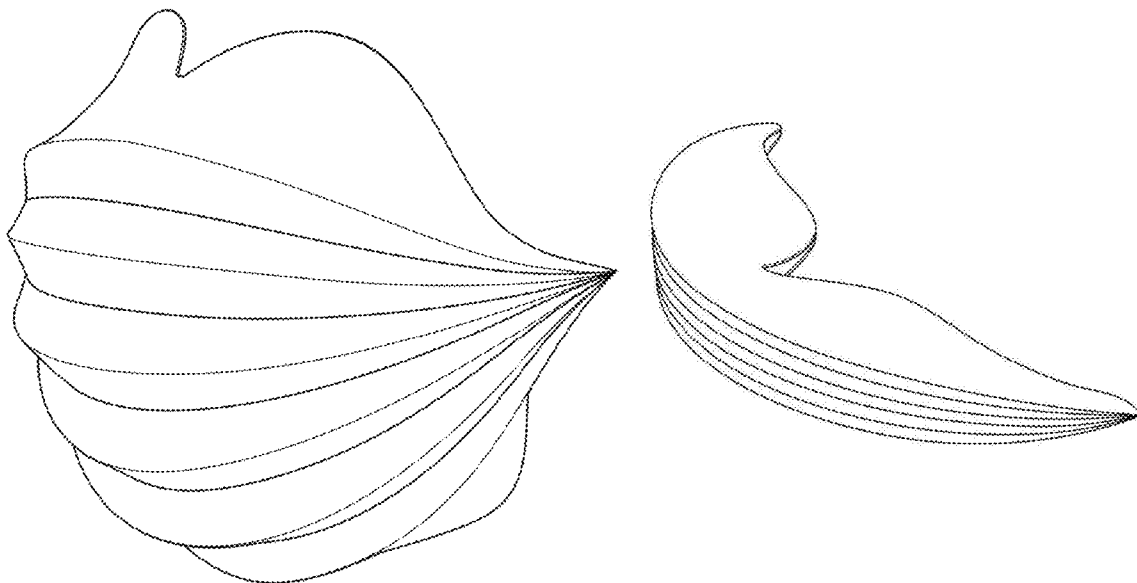
(57) **CLAIM**

The ornamental design for a face mask, as shown.

DESCRIPTION

FIG. 1 is a perspective view of the face mask, showing our new design, in the open configuration;
 FIG. 2 is a front view thereof;
 FIG. 3 is a rear view thereof;
 FIG. 4 is a left side view thereof;
 FIG. 5 is a right side view thereof;
 FIG. 6 is a top view thereof;
 FIG. 7 is a bottom view thereof;
 FIG. 8 is a perspective view of the face mask, in the closed configuration;
 FIG. 9 is a front view thereof;
 FIG. 10 is a rear view thereof;
 FIG. 11 is a left side view thereof;
 FIG. 12 is a right side view thereof;
 FIG. 13 is a top view thereof; and,
 FIG. 14 is a bottom view thereof.

1 Claim, 6 Drawing Sheets



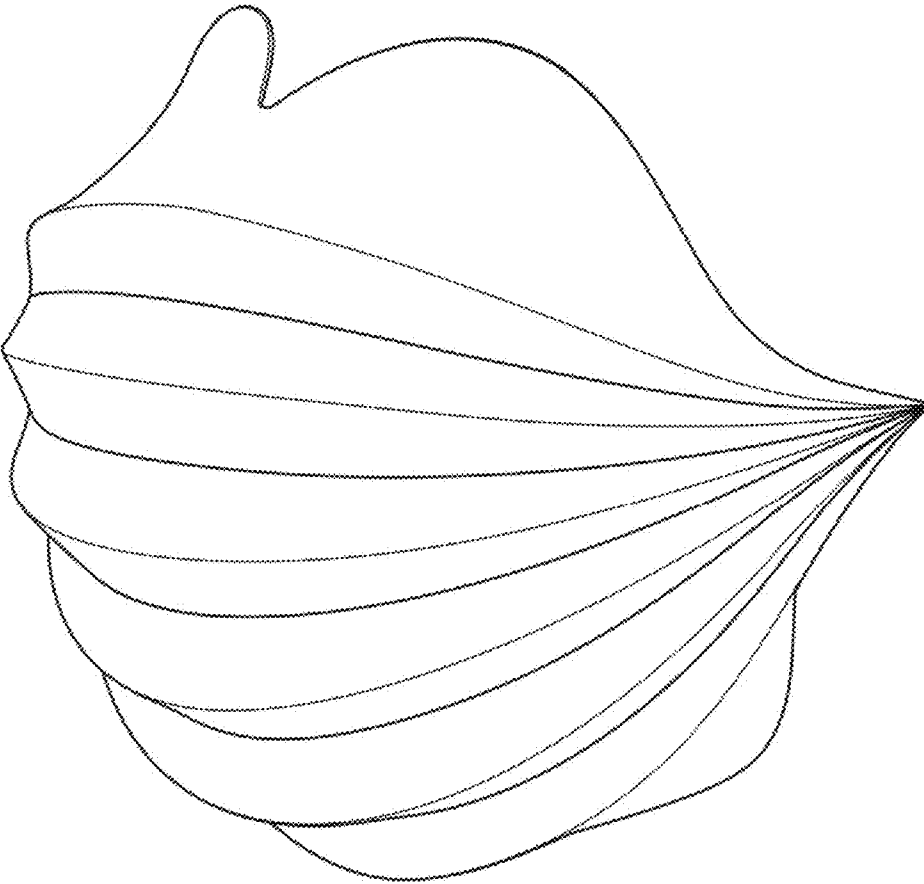


Fig. 1

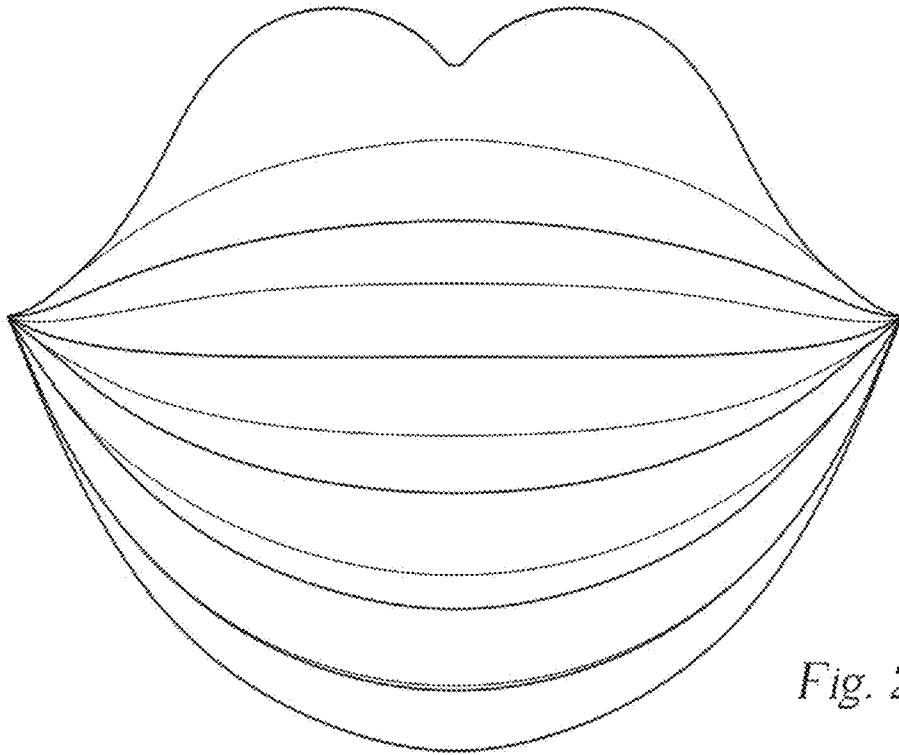


Fig. 2

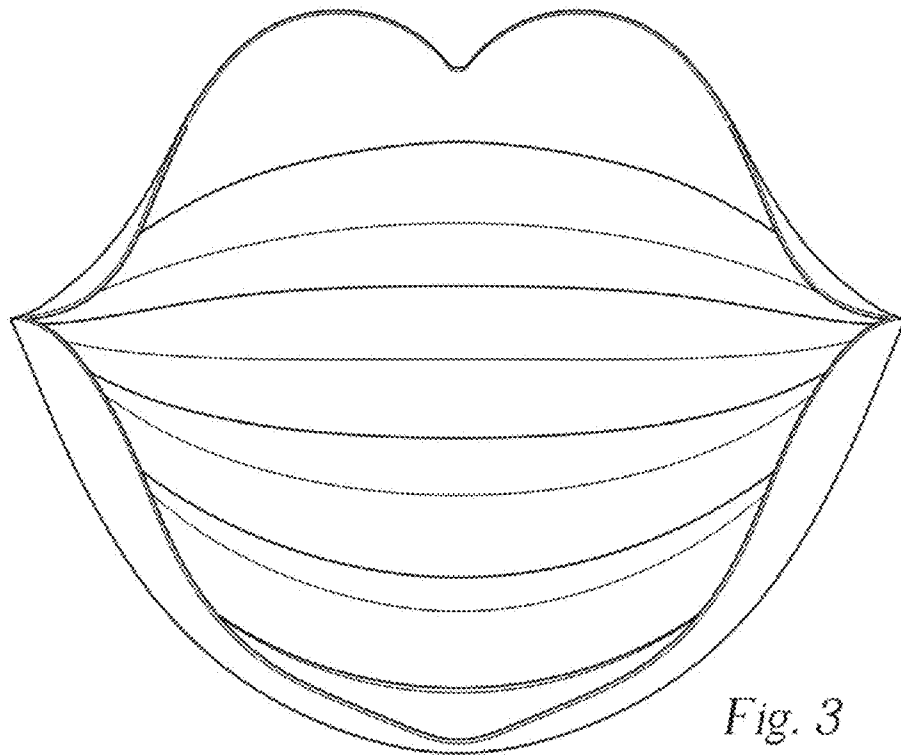


Fig. 3

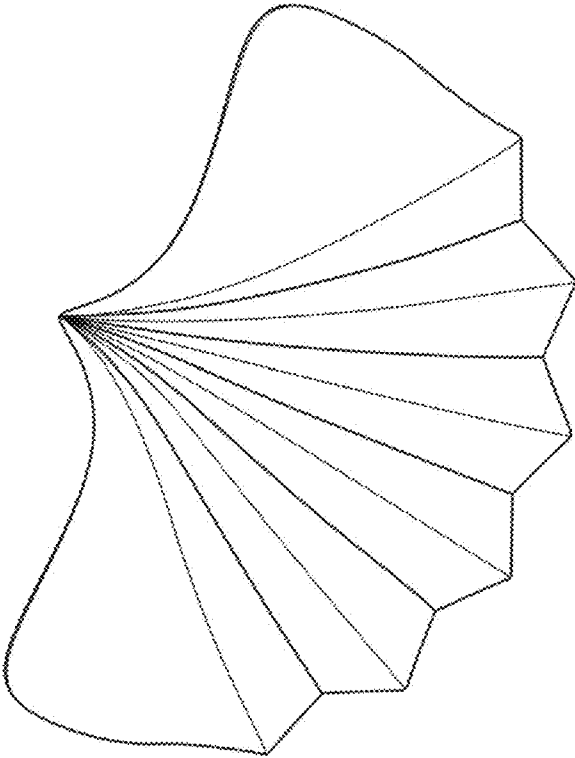


Fig. 4

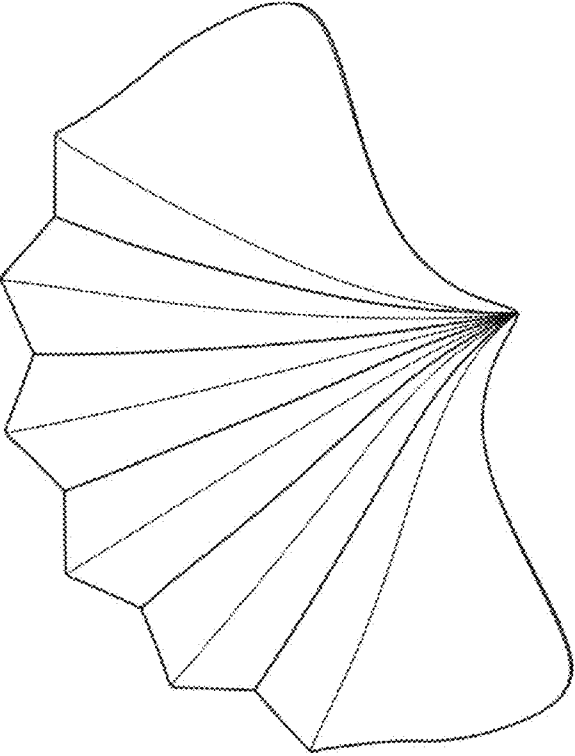


Fig. 5

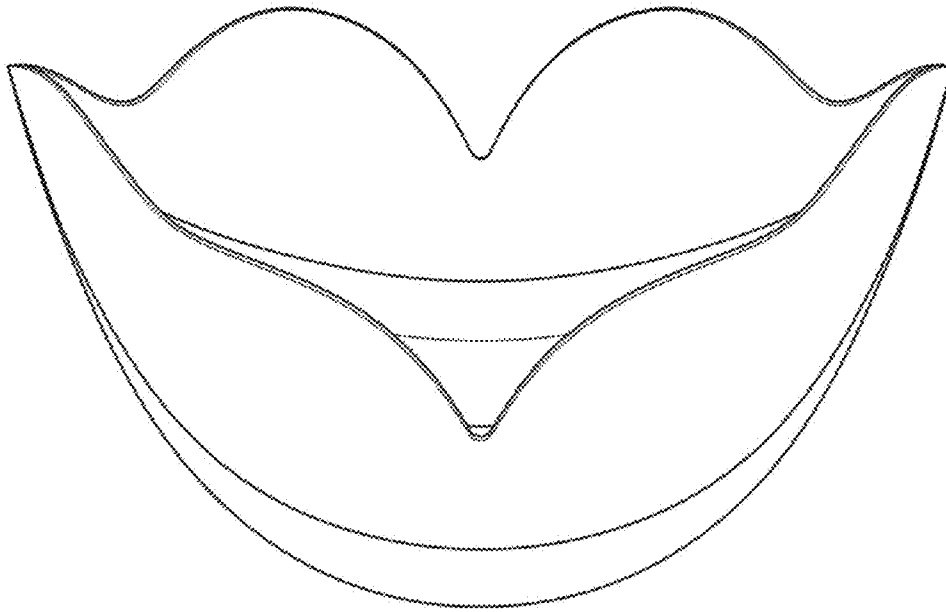


Fig. 6

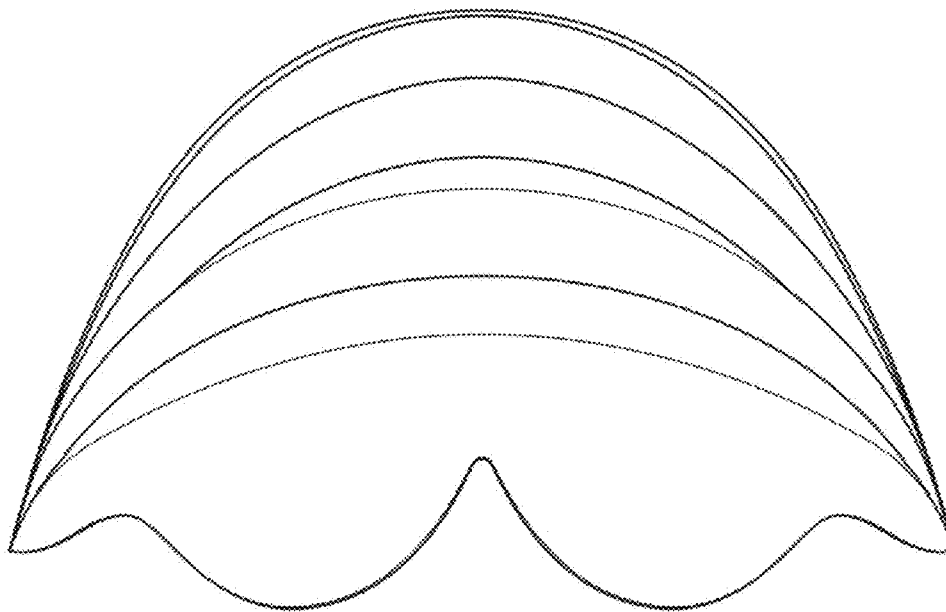


Fig. 7




Fig. 8




Fig. 9




Fig. 10



Fig. 11



Fig. 12

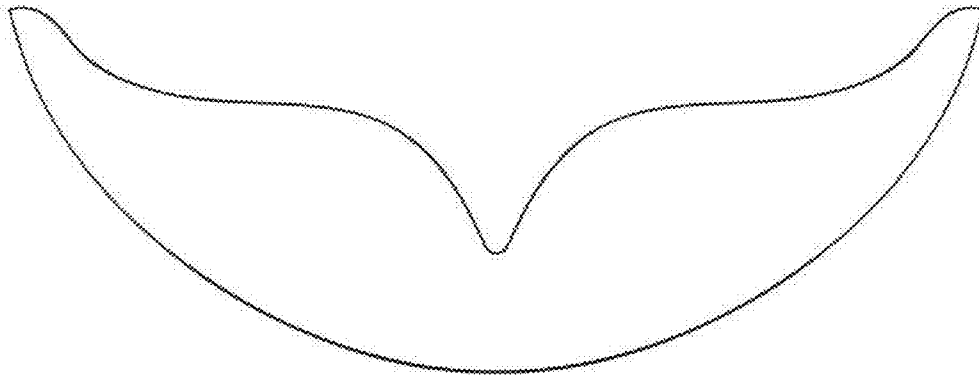


Fig. 13

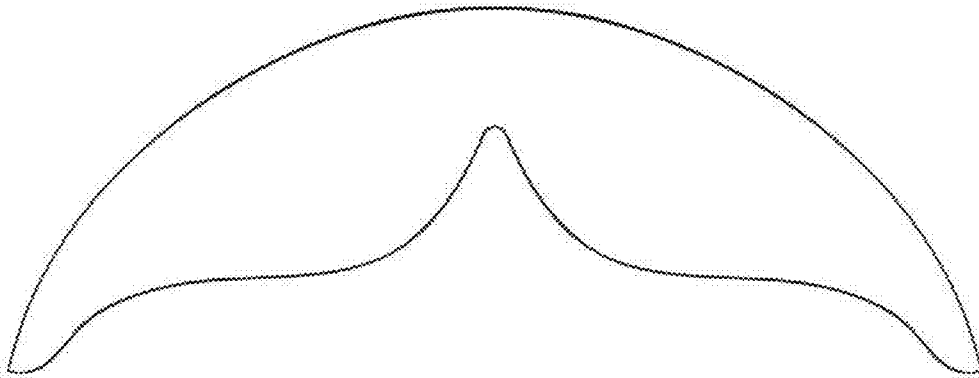


Fig. 14