



US00D597937S

(12) **United States Design Patent**
Haw et al.

(10) **Patent No.:** **US D597,937 S**

(45) **Date of Patent:** **** Aug. 11, 2009**

(54) **CHARGING DEVICE**

(75) Inventors: **Brandon Haw**, London (GB); **Gregory Carlyon Simmons**, Brighton (GB); **Calvey Kenneth Taylor-Haw**, Hove (GB)

(73) Assignee: **Elektromotive Limited**, Falmer, Brighton (GB)

(**) Term: **14 Years**

(21) Appl. No.: **29/313,222**

(22) Filed: **Dec. 17, 2008**

Related U.S. Application Data

(63) Continuation of application No. 29/270,275, filed on Dec. 19, 2006, now abandoned.

Foreign Application Priority Data

Jun. 19, 2006 (EM) 000547161

(51) **LOC (9) Cl.** **13-02**

(52) **U.S. Cl.** **D13/107**

(58) **Field of Classification Search** D13/107-110, D13/118-119, 139.5, 184; D14/251, 253, D14/432, 434; 320/107-115

See application file for complete search history.

References Cited

U.S. PATENT DOCUMENTS

4,532,418	A *	7/1985	Meese et al.	235/381
D308,267	S *	5/1990	Bradd	D32/31
5,202,617	A *	4/1993	Nor	320/130
5,272,431	A *	12/1993	Nee	320/109
5,306,999	A *	4/1994	Hoffman	320/109
D354,739	S *	1/1995	Durham et al.	D13/184
5,451,755	A *	9/1995	Duval et al.	235/381
5,461,299	A *	10/1995	Bruni	320/108
5,548,200	A *	8/1996	Nor et al.	320/109
5,563,491	A *	10/1996	Tseng	320/109
D428,596	S *	7/2000	Birkestrand	D13/107
6,157,162	A *	12/2000	Hayashi et al.	320/104

7,086,907	B2 *	8/2006	Bhavnani	439/638
D532,372	S *	11/2006	Keating	D13/108
D532,745	S *	11/2006	Gaber et al.	D13/108
D539,218	S *	3/2007	Gaber et al.	D13/108
D559,484	S *	1/2008	Fjellman et al.	D32/31
2005/0104555	A1	5/2005	Simmonds-Short	320/107
2007/0063669	A1 *	3/2007	Keating	320/107
2007/0126395	A1 *	6/2007	Suchar	320/109

FOREIGN PATENT DOCUMENTS

DE	42 13 159	10/1993
DE	44 14 008	10/1995
DE	195 02 223	8/1996
DE	298 20 531	5/1999
EP	0 552 736	7/1993
EP	0 552 737	7/1993

(Continued)

OTHER PUBLICATIONS

Rochereau, et al., "EDF and the Electric Vehicle: Comprehensive and standardized charging facilities," Oct. 13, 1996, pp. 737-741.

(Continued)

Primary Examiner—Jennifer Rivard

Assistant Examiner—Rosemary K Tarca

(74) *Attorney, Agent, or Firm*—Ballard Spahr Andrews & Ingersoll, LLP

(57) **CLAIM**

The ornamental design for charging device, as shown and described.

DESCRIPTION

FIG. 1 is a side view thereof;
FIG. 2 is a front view thereof;
FIG. 3 is a side view thereof;
FIG. 4 is a top plan view thereof; and,
FIG. 5 is a perspective view of a charging device showing our new design.

1 Claim, 5 Drawing Sheets



FOREIGN PATENT DOCUMENTS

EP	0 609 181	5/1997
EP	0 980 055	2/2000
EP	1 205 340	5/2002
GB	2 352 886	2/2001
GB	0611332.8	6/2006
GB	0711114.9	6/2007
GB	2438979	12/2007
JP	10-262303	9/1998
WO	WO 93/08630	4/1993
WO	WO 2007/045792	4/2007
WO	WO 2007/105579	9/2007
WO	WO 2007/141543	12/2007

OTHER PUBLICATIONS

“La Voiture Urbaine Electrique Par Abonnement Peugeot Lance le Systeme Tulip,” Revue Automobile, Buechler Grafino AG, Berne, CH, vol. 90, No. 16, Apr. 13, 1995, pp. 23-24.

Lin, et al., “The Installation on Public Are of Recharging Terminals for Electric Vehicles,” International Electric Vehicle Symposium, Anaheim, Dec. 5-7, 1994, San Francisco, pp. 126-135.

“Installation of Two On-Street Recharging Points for Electric Vehicles,” City of Westminster, Dec. 2006, pp. 1-31.

Borne for electric vehicle Type “BVE,” Jun. 27, 2008, 2 pages.

“Borne LRH free service Reference: BDRLRH VEM01,” Jun. 28, 2008, 2 pages.

PCT/GB2007/002131, filed Jun. 8, 2007, Elektromotive Ltd, Search Report Written Opinint, Apr. 3, 2008.

* cited by examiner

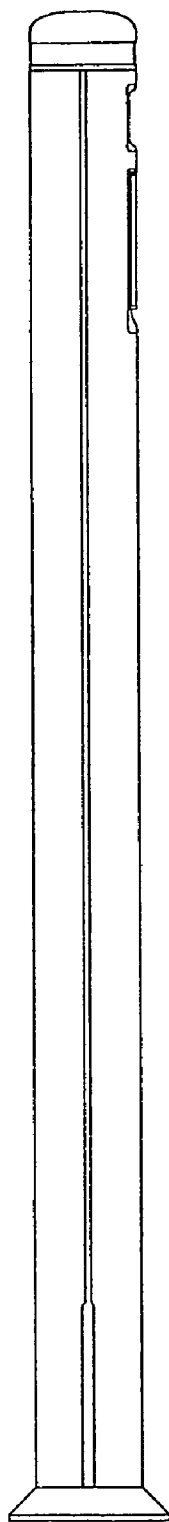


FIG. 1

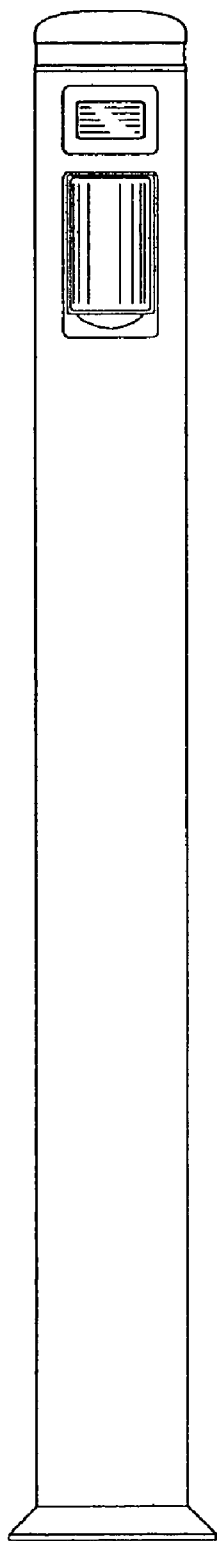


FIG. 2

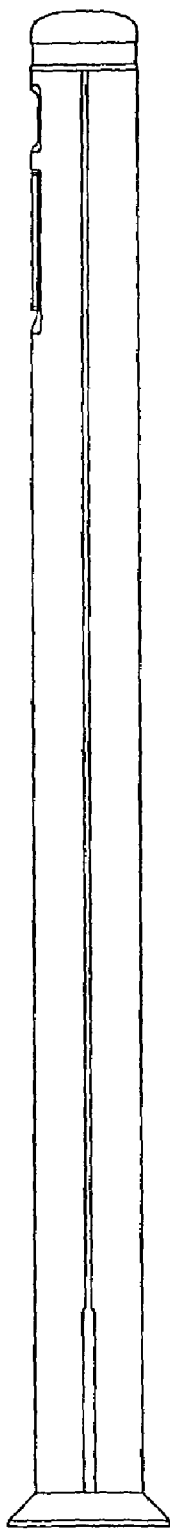


FIG. 3

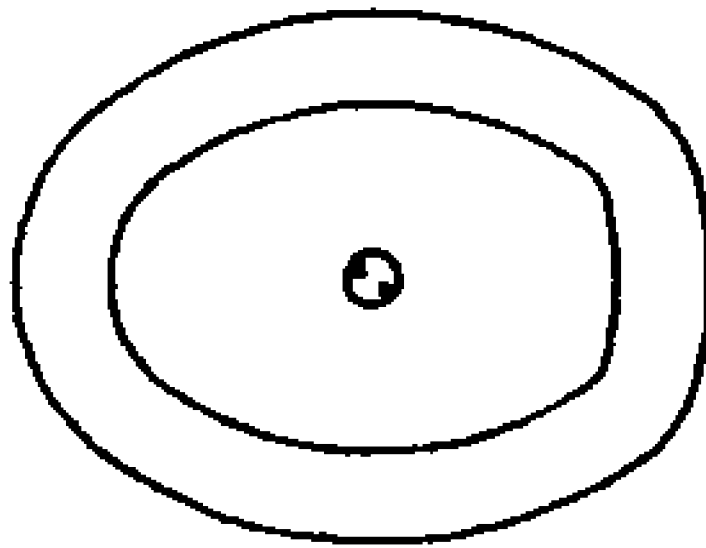


FIG. 4

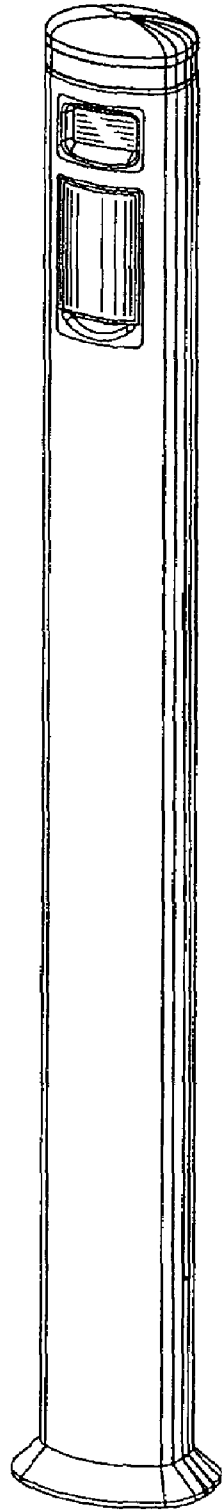


FIG. 5